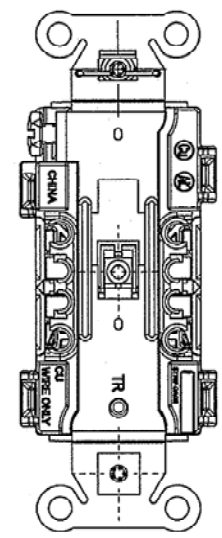
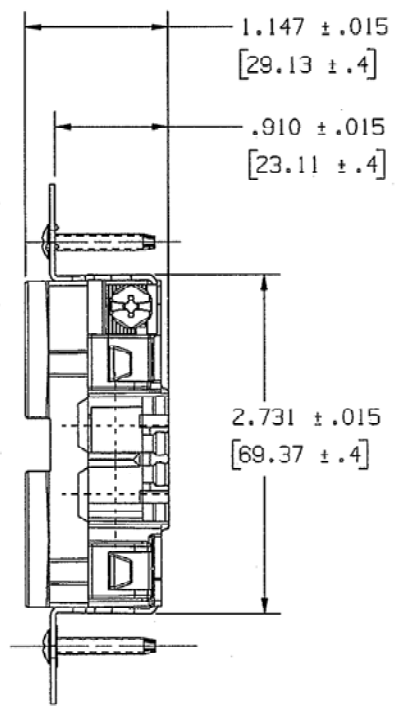
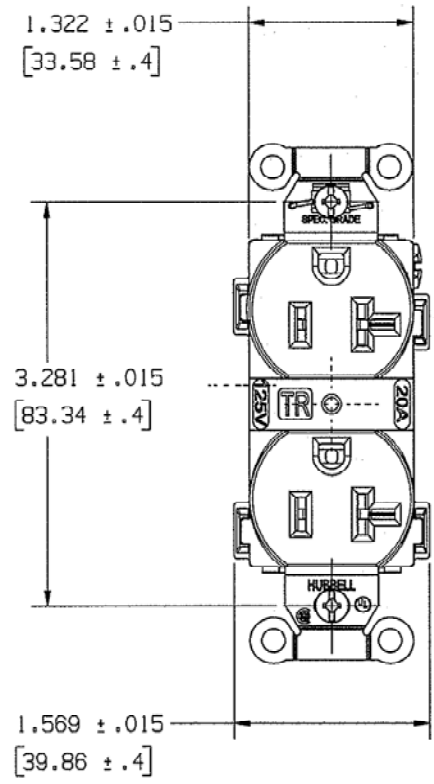


M-10513 2



NOTES:
 1) DIMENSIONS ARE IN INCHES (MM).
 2) ALL DEVICES UL LISTED AND CSA CERTIFIED.
 3) TERMINALS ACCOMMODATE #14-#10 AWG COPPER WIRE ONLY.

CATALOG NUMBERS											
	BROWN	IVORY	GRAY	WHITE	BLACK	ALMOND	BLUE	LIGHT ALMOND	RED	ORANGE	OFFICE WHITE
HUBBELL	BR20TR	BR201TR	BR20GRYTR	BR20WH1TR	BR20BLKTR	BR20ALTR	BR20BLTR	BR20LATR	BR20RTR	-----	-----

LIST OF PARTS		
DESCRIPTION	MATERIAL	FINISH
TOP	NYLON 6/6	SPI A-3
BASE	NYLON 6/6	SPI A-3
LINE CONTACTS	BRASS	
GROUND CONTACTS	BRASS	
CONTACT SCREW (NEU)	STEEL	NI PLT
CONTACT SCREW (HOT)	STEEL	
BRIDGE	.04 GALV STL	
GROUND SCREW	STEEL	GREEN
STAPLE	S.S.	
WASHER	PVC FILM	BLACK
MOUNTING SCREW	STEEL	ZINC PLT

2	TABLE ADDED (BLUE) BR20BLTR AND (RED) BR20RTR. PER DCN 17596 SPN	DJP	4/11/11
1	RELEASED PER DCN# 14341 WRV		12/21/07
SYM	REVISIONS	APP	DATE

THE DESIGN AND DIMENSIONS OF THE PRODUCT SHOWN ON THIS DRAWING ARE SUBJECT TO CHANGE WITHOUT NOTICE

TITLE HUBBELL 20A 125V, 2P 3W, TAMPER RESISTANT SMOOTH FACE DUPLEX RECEPT. BACK & SIDE WIRE

TOLERANCES UNLESS OTHERWISE SPECIFIED FRACTIONS ± 1/64 DECIMALS ± .005 ANGLES ± 2°	WIRING DEVICE-KELLEMS HUBBELL INCORPORATED BRIDGEPORT, CT	
	DR. BY WRV	APP. BY
	TR. BY	SCALE 1:1
	CHK'D BY	DATE 3/07

CODE 74545

DIMENSION SHEET FOR CAT. NO. M-10513 2
 REPAIRABLE NON-REPAIRABLE B