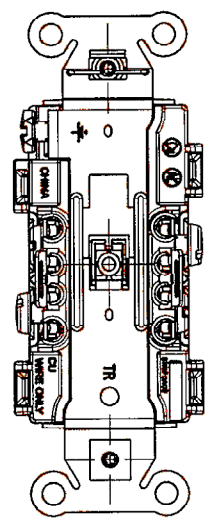
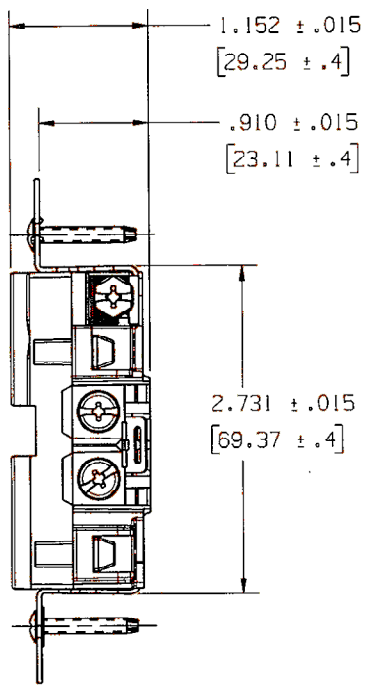
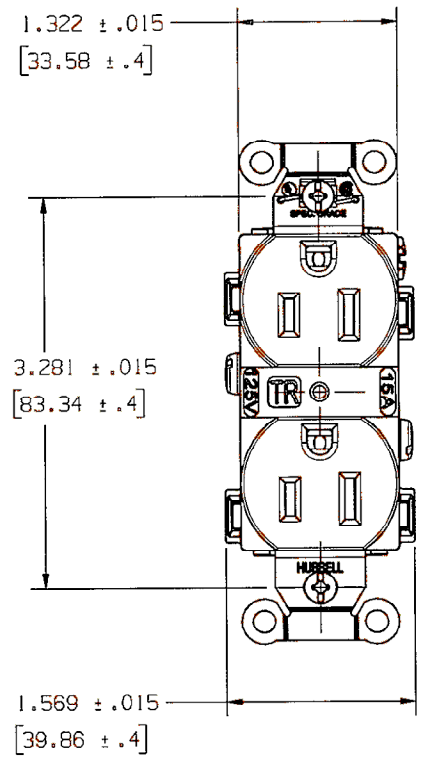


M-10511 3



NOTES:
 1) DIMENSIONS ARE IN INCHES (MM).
 2) ALL DEVICES UL LISTED AND CSA CERTIFIED.
 3) TERMINALS ACCOMMODATE #14-#10 AWG COPPER WIRE ONLY.

CATALOG NUMBERS											
	BROWN	IVORY	GRAY	WHITE	BLACK	ALMOND	BLUE	LIGHT ALMOND	RED	ORANGE	OFFICE WHITE
HUBBELL	BR15TR	BR151TR	BR15GRYTR	BR15WH1TR	BR15BLKTR	BR15ALTR	BR15BLTR	B15LATR	BR15RTR	-----	-----

LIST OF PARTS		
DESCRIPTION	MATERIAL	FINISH
TOP	NYLON 6/6	SEE TABLE
BASE	NYLON 6/6	BLACK
LINE CONTACTS	BRASS	
GROUND CONTACTS	BRASS	
CONTACT SCREW (NEU)	STEEL	NI PLT
CONTACT SCREW (HOT)	STEEL	
BRIDGE	.04 GALV STL	
GROUND SCREW	STEEL	GREEN
STAPLE	S.S.	
WASHER	PVC FILM	BLACK
MOUNTING SCREW	STEEL	ZINC PLT

3	REVISED COMPONENTS PER DCN 20044 MAM	TL:	6/20/13
2	TABLE ADDED (BLUE) BR15BLTR AND (RED) BR15RTR. PER DCN 17596 SPN	DJ:	4/11/11
1	RELEASED PER DCN# 14341 WRV		12/21/07
SYM	REVISIONS	APP	DATE

THE DESIGN AND DIMENSIONS OF THE PRODUCT SHOWN ON THIS DRAWING ARE SUBJECT TO CHANGE WITHOUT NOTICE

TITLE HUBBELL 15A 125V, 2P 3W, TAMPER RESISTANT SMOOTH FACE DUPLEX RECEPT. BACK & SIDE WIRE

TOLERANCES UNLESS OTHERWISE SPECIFIED .XX : ± .01 .XXX : ± .005 ANGLES : ± 2°	WIRING DEVICE-KELLEMS HUBBELL INCORPORATED SHELTON, CT	
	DR. BY WRV	APP. BY
	TR. BY	SCALE 1:1
	CHK. BY	DATE 3/07

DIMENSION SHEET FOR CAT. NO. REPAIRABLE NON-REPAIRABLE B M-10511 3