

SECTION P

Table of Contents



SystemOne Recessed Concrete Floor Boxes



CONNEXION 2.0 Zone Distribution System



Furniture and Work Surface Boxes



Product	Page
SystemOne Recessed Concrete Floor Boxes	P-2
Selecting a Concrete Floor Box	P-4
2-Gang and 4-Gang Floor Boxes and Covers	P-6
6-Gang and 10-Gang Floor Boxes and Covers	P-8
2, 4, 6 and 10-Gang Plates and Accessories	P-10
Fully Adjustable 4 inch Floor Boxes and Covers	P-14
Floor Box Applications	P-16
SystemOne Flush Floor Boxes	
Floor Box Family	P-17
Covers and Sub-Plates	P-18
Metal and Non-Metallic Concrete Floor Boxes	P-19
Sub-Plates	P-20
Configuration Chart	P-21
Flush Floor Boxes and Covers	
Round Non-Metallic, Single or Multi-Service	P-22
Round Metal, Single Service	P-23
Rectangular Non-Metallic, 1, 2, and 3-Gang	P-24
Rectangular Cast Iron, 1, 2, and 3-Gang	P-26
Rectangular Stamped Steel, 1, 2, and 3-Gang	P-27
Flush Floor Boxes for Wooden Floors	P-28
Floor Box Cover to Receptacle Compatibility Chart	P-29
Accessories	P-30

Product	Page
Recessed Concrete Floor Boxes and Covers	
Fire-Classified Solutions for 7 and 11-Gang Boxes	P-32
7 and 11-Gang Series	P-33
8-Gang Ballroom Series	P-34
Above-Floor Service Fittings (Single Service)	P-35
Convention Center Utility Boxes	P-36
CONNEXION 2.0 Zone Distribution System	P-38
Zone Boxes, Splitters and Cables	P-39
Custom Pre-Wired Access Floor Boxes	P-40
SystemOne Recessed Raised Access and Wood Floor Boxes	
2 and 4-Gang Rectangular Floor Boxes	P-44
4-Gang Round Floor Boxes, Covers and Plates	P-46
10-Gang Rectangular Floor Boxes and Covers	P-47
6 inch Furniture Feed Floor Boxes and Covers	P-51
Furniture / Work Surface Boxes and Table Top Boxes	P-53
2X2 USB Work Surface Pop-Up Box	P-54
Pre-Wired Work Surface Series	P-55
Pre-Wired Work Surface Elite Series	P-56
AV In-Wall and Ceiling Enclosures	P-57
Gangable AV and Large Capacity Wall Boxes	P-58

Products at a Glance



2-Gang Recessed

The Hubbell SystemOne 2-Gang Recessed Concrete Floor Box offers eight styles, satisfying the requirements of almost any commercial building application. Rectangular or round covers, as well as furniture feed covers, are available in a variety of finishes to blend with any existing or new décor. A parallel-device layout reduces plug interference, maximizing functionality and performance.



4-Gang Recessed

Similar to the 2-Gang Recessed Concrete Floor Box, Hubbell's SystemOne 4-Gang Recessed Concrete Floor Box is available with rectangular or round covers. Ten different styles make it possible to meet the electrical requirements of most commercial projects - new construction or renovation. The parallel device layout maximizes functionality which can be limited when devices are mounted 90° from one another.



6-Gang Recessed


Increased power, data, and AV capacity is what the Hubbell SystemOne 6-Gang Recessed Concrete Floor Box was designed to handle. Four styles allow the floor box to work within almost any commercial application to enhance connectivity. Rectangular and round covers are available in a variety of finishes that work with any aesthetic or finish.



10-Gang Recessed

With maximum capacity in a small footprint, the 10-Gang box provides a uniform look with rectangular or round covers that are available in several finishes to complement existing décor. Electrical devices are mounted vertically and are mounted to the plate prior to securing it to the box. Two inch knockouts are designed into each box allowing for simple installation of AV cables with pre-connectorized heads and specific bend radius requirements.

Cover

- Available in round, rectangular and furniture feed styles
- 180° cover opening
- Two large cable egress doors
- Listed to UL 514A and UL scrub water compliant
- Die cast aluminum cover construction
- All covers are ADA compliant 
- Post pour adjustment

Box

- 16 gauge galvanized sheet metal and cast iron construction
- Optional fusion-bonded, green epoxy paint for on-grade use
- 6 in. solid conductor ground pigtail in each gang
- 3 in. deep version accepts adapter (CFBHUB2) for 2 in. conduit
- Pre pour adjustment
- Meets UL 514A requirements and are UL scrub water compliant
- Patent pending, labor saving, easy mount device plates

Floor Boxes

Features and Benefits

SystemOne Recessed Concrete Floor Boxes

Featuring the unique capabilities of Hubbell's SystemOne family design, Hubbell has expanded its floor box offering to provide industry leading flexibility while accommodating an extensive range of applications. Hubbell SystemOne is constructed to give customers the ability to create personal solutions for their most demanding, power, data and audio/video requirements.



CFB4G30 with
24GCCVRBK Cover



Family Look

- Hubbell SystemOne Recessed Floor Box line offers a common look regardless of capacity or installation. This simple concept ensures a consistent look throughout a building with rectangular or round covers. Round covers lend themselves to multi-story buildings also using Fire-Rated Poke-Through devices



Covers

- All SystemOne covers are ADA compliant. The doors open to 180° for maximum access. Cables and plugs are protected by recessed connections



1 Screw 3 Fasteners

- Pre-wired duplex or Style Line® receptacles with 8 in. stranded leads are installed into plates to allow for even more labor savings



Easy Mount Device Plates

- The Easy Mount device plates allow for a device to be mounted to the plate and wired outside of the floor box. The device and plate assembly are then easily installed and secured with one stud that locates the plate and one screw to secure it
- This patent pending device fastening method maximizes efficiency while reducing install time and comes standard with all device plates for 2, 4 and 6-gang boxes



CR Version

- Coated with fusion-bonded epoxy paint to help prevent corrosion and intended for on-grade use

Floor Boxes

Selecting a SystemOne Recessed Concrete Floor Box

To assist with the floor box selection process, please have the following information available:

Electrical requirements:	Application:	Cover style:
Power (each electrical device requires one gang) Data/AV (consult manufacturers' specification for size/volume requirements), number required. Add up total number to determine needed capacity. If necessary capacity is not shown round up to next size. Example: 9-Gang rounds up to a 10-Gang floor box	On-grade (OG) Above-grade (AG) Minimum concrete pour depth	Round Rectangular

Once this information is gathered start on the capacity column:

- ① Capacity: Select necessary box.
- ② Application: Select the concrete pour depth and on-grade or above-grade application.
- ③ Cover style: Select round or rectangular cover.
- ④ Locate interconnecting point of all three categories and move to right to select correct catalog number.

		Application - Minimum Pour Depth ②												Steel	Corrosion Resistant	Cast Iron			
		2 ½ in.		3 in.		3 ¼ in.		3 ¾ in.		5 ½ in.		6 ¼ in.							
		AG	OG	AG	OG	AG	OG	AG	OG	AG	OG	AG	OG						
Electrical Requirements - Capacity ①	2-Gang	•												•			CFB2G25		
			•													•		CFB2G25CR	
				•											•			CFB2G30	
					•											•		CFB2G30CR	
						•									•			CFB2G25R	
							•									•		CFB2G25RCR	
								•							•			CFB2G30R	
									•							•		CFB2G30RCR	
	4-Gang	•													•			CFB4G25	
			•													•		CFB4G25CR	
				•											•			CFB4G30	
					•											•		CFB4G30CR	
						•									•			CFB4G25R	
							•									•		CFB4G25RCR	
								•							•			CFB4G30R	
									•							•		CFB4G30RCR	
	6-Gang			•											•			CFB6G30	
					•											•		CFB6G30CR	
						•									•			CFB6G30R	
							•									•		CFB6G30RCR	
	10-Gang									•					•			CFB10G55	
											•					•		CFB10G55CR	
												•			•			CFB10G55R	
													•			•		CFB10G55RCR	
			Rectangular	Rectangular	Round	Round	Rectangular	Round											
			Cover Style ③																

Select Correct Catalog Number ④

Floor Boxes

Features and Benefits

SystemOne Recessed Benefits and Enhancements

Functionality

- Cables and connections are protected by recessed functionality
- Open architecture sub-plate design
- Common door layout regardless of flange for harmonized look
- Meets UL 514A scrub water requirements with ScrubShield® technology
- Easy selection with common look for all floor types

Value

- Enhance building décor with numerous finishes
- Increase durability and longevity with cast aluminum covers

Online Resources

- BIM models, customer drawings and technical specifications are available on www.hubbell-wiring.com



CFB6G30 with
610GCCVRBK Cover



Safety

- Flush flange available for tile, finished concrete or Terrazzo
- Surface flange available for carpeted floors with 0.15 in. rise meets ADA requirements
- Hideaway egress doors fold under cover while in use
- 180° opening of main door



Covers

- All SystemOne covers are ADA compliant. The doors open to 180° for maximum access. Cables and plugs are protected by recessed connections



Concrete Pour Pocket Cap

- In concrete applications, all SystemOne Recessed floor boxes include a yellow factory installed, field-removable pour pocket cap provides a pocket in the final floor to accept the covers intended for terrazzo, tile, or finished concrete floor. The cap may not be used for carpet, wood or engineered floors



Extension Caps

- Pre-pour extension caps allows the box to be recessed up to 1 inch into the concrete floor



CR Version

- Corrosion resistant epoxy paint intended for on-grade use, the CR version is coated with fusion-bonded epoxy paint to help prevent corrosion



2 Inch Conduit Ready

- To meet expanding AV and data needs, the Hubbell SystemOne Recessed Floor Box line readily accepts 2 inch conduits with the use of a 2 inch threaded conduit hub. The offset design allows for less conduit lifting while threading and the hub mounting holes are asymmetrical for installation efficiency

SystemOne Recessed 2-Gang Floor Boxes and Covers, for Use In Concrete Floors

Dimensions Inches (mm)

Style	Rectangular Cover		Round Cover	
Box Type				
Standard	CFB2G30	CFB2G25	CFB2G30R	CFB2G25R
Corrosion-Resistant (On-grade)	CFB2G30CR	CFB2G25CR	CFB2G30RCR	CFB2G25RCR
Recommended Pour Depth	3.50" (88.9)	3.00" (76.2)	3.75" (95.3)	3.25" (82.6)
Min. Depth of Pour	3.00" (76.2)	2.50" (63.5)	3.75" (95.3)	3.25" (82.6)
Adjustability	Fully	Fully	Fully	Fully
Cubic Inch (cm3) Capacity per Gang	35.0 cu. in. (570 cm3)	30.0 cu. in. (490 cm3)	35.0 cu. in. (570 cm3)	30.0 cu. in. (490 cm3)
Dimensions – A	2.97" (75.3)	2.41" (61.1)	–	–
Dimensions – B	6.62" (168.2)	6.62" (168.2)	7.32" (185.9)	7.32" (185.9)
Dimensions – C	13.79" (350.3)	13.79" (350.3)	13.79" (350.3)	13.79" (350.3)
Dimensions – D	–	–	6.37" (161.7) TYP.	6.37" (161.7) TYP.
Dimensions – E	3.50" (88.9)	3.00" (76.2)	3.75" (95.3)	3.25" (82.6)
KO Trade Size: Front & Back	(1) ¾", 1", 1¼"	(1) ½", ¾", 1"	(1) ¾", 1", 1¼"	(1) ½", ¾", 1"
Sides	(2) ¾", 1"	(2) ½", ¾", 1"	(2) ½", ¾", 1"	(2) ½", ¾", 1"
Bottom	(4) ½", ¾"	(4) ½", ¾", 1"	(4) ½", ¾", 1"	(4) ½", ¾", 1"
Cover Family	Rectangular	Rectangular	Round	Round
Concrete Cover Included	✓	✓	✓	✓
2 Inch Hub Compatible	✓	–	✓	–

Rectangular Covers

- Compatible with **CFB2G25**, **CFB2G25CR**, **CFB2G30** and **CFB2G30CR**
- Two large cable egress doors and access 180° opening
- Maximum static load of 800 lbs. with 2x safety factor*
- Surface style typical applications: Carpet, VCT
- Flush style typical applications: Tile, finished concrete and Terrazzo floors


Finish	Cover dimensions 11 ¹ / ₁₆ in. x 7 ³ / ₁₆ in.			Cover dimensions 10 ¹ / ₁₆ in. x 6 ³ / ₁₆ in.		
	Surface	Surface with Insert	Furniture Feed (1 in. and 2 in. Plugs)	Flush	Flush with Insert	Furniture Feed (1 in. and 2 in. Plugs)
Aluminum Powder Coat	24GCCVRALU	24GCCVRALUC	24GFFCVRALU	24GTCVRALU	24GTCVRALUC	24GFFCVRALU
Black Powder Coat	24GCCVRBK	24GCCVRBKC	24GFFCVRBK	24GTCVRBK	24GTCVRBKC	24GFFCVRBK
Brass Powder Coat	24GCCVRBRS	24GCCVRBRSC	24GFFCVRBRS	24GTCVRBRS	24GTCVRBRSC	24GFFCVRBRS
Bronze Powder Coat	24GCCVRBRZ	24GCCVRBRZC	24GFFCVRBRZ	24GTCVRBRZ	24GTCVRBRZC	24GFFCVRBRZ
Satin Nickel Powder Coat	24GCCVRNK	24GCCVRNKC	24GFFCVRNK	24GTCVRNK	24GTCVRNKC	24GFFCVRNK



6 Inch Round Covers

- Compatible with **CFB2G25R**, **CFB2G25RCR**, **CFB2G30R** and **CFB2G30RCR**
- Cover has a 7½ in. outer diameter and two large cable egress doors and access 180° opening
- Maximum static load of 1,000 lbs. with 2x safety factor*

Finish	Flush Surface	Furniture Feed (¾ in. and 2 in. Plugs)
Brushed Aluminum	CFBS1R6CVRALU	CFBS1R6FFCVRALU
Black Powder Coat	CFBS1R6CVRBLK	CFBS1R6FFCVRBLK
Brass Plated	CFBS1R6CVRBRS	CFBS1R6FFCVRBRS
Bronze Plated	CFBS1R6CVRBRZ	CFBS1R6FFCVRBRZ
Gray Powder Coat	CFBS1R6CVRGRY	CFBS1R6FFCVRGRY
Satin Nickel Plated	CFBS1R6CVRNKL	CFBS1R6FFCVRNKL

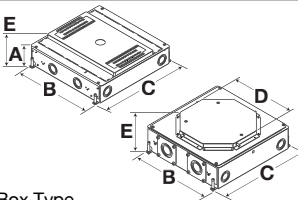





Note: *Load applied through a 3 in. (76mm) mandrel in center of the cover.

Dimensions in Inches (mm)

SystemOne Recessed 4-Gang Floor Boxes and Covers, for Use In Concrete Floors

Dimensions Inches (mm)

Style	Rectangular Cover		Round Cover		Cast Iron	
						
Box Type						
Standard	CFB4G30	CFB4G25	CFB4G30R	CFB4G25R	-	-
Corrosion-Resistant (On-grade)	CFB4G30CR	CFB4G25CR	CFB4G30RCR	CFB4G25RCR	-	-
Cast Iron	-	-	-	-	CFB4G30CI	CFB4G30RCI
Recommended Pour Depth	3.50" (88.9)	3.00" (76.2)	3.75" (95.3)	3.25" (82.6)	4.25" (108.0)	4.00" (101.6)
Min. Depth of Pour	3.00" (76.2)	2.50" (63.5)	3.75" (95.3)	3.25" (82.6)	3.75" (95.3)	4.00" (101.6)
Adjustability	Fully	Fully	Fully	Fully	Fully	
Cubic Inch (cm3) Capacity per Gang	32.5 cu. in. (530 cm3)	26.5 cu. in. (430 cm3)	32.5 cu. in. (530 cm3)	26.5 cu. in. (430 cm3)	32.5 cu. in. (430 cm3)	
Dimensions – A	3.46" (87.8)	2.96" (75.1)	-	-	3.20" (81.3)	-
Dimensions – B	12.08" (306.8)	12.08" (306.8)	12.08" (306.8)	12.08" (306.8)	13.19" (335.1)	13.19" (335.1)
Dimensions – C	11.20" (284.5)	11.20" (284.5)	11.20" (284.5)	11.20" (284.5)	11.44" (290.5)	11.44" (290.5)
Dimensions – D	-	-	8.37" (212.5) TYP.	8.37" (212.5) TYP.	-	8.37" (212.5) TYP.
Dimensions – E	3.50" (88.9)	3.00" (76.2)	3.75" (95.3)	3.25" (82.6)	3.68" (93.3)	4.00" (101.6)
KO Trade Size: Front & Back Sides Bottom	(2) ¾", 1", 1¼" (2) ½", ¾", 1" (4) ½", ¾", 1"	(2) ½", ¾", 1" (2) ½", ¾", 1" (4) ½", ¾", 1"	(2) ¾", 1", 1¼" (2) ½", ¾", 1" (4) ½", ¾", 1"	(2) ½", ¾", 1" (2) ½", ¾", 1" (4) ½", ¾", 1"	(4) 1½" NPT Thread (4) ¾" NPT Thread	
Cover Family	Rectangular	Rectangular	Round	Round	Rectangular	Round
Concrete Cover Included	✓	✓	✓	✓	✓	
2 Inch Hub Compatible	✓	-	✓	-	-	

Rectangular Covers

- Compatible with **CFB4G25**, **CFB4G25CR**, **CFB4G30** and **CFB4G30CR**
- Two large cable egress doors and access 180° opening
- Maximum static load of 800 lbs. with 2x safety factor*
- Surface style typical applications: Carpet, VCT
- Flush style typical applications: Tile, finished concrete and Terrazzo floors

Finish	Cover dimensions 11 ¹ / ₁₆ in. x 7 ³ / ₁₆ in.			Cover dimensions 10 ¹ / ₁₆ in. x 6 ³ / ₁₆ in.		
	Surface	Surface with Insert	Furniture Feed (1 in. and 2 in. Plugs)	Flush	Flush with Insert	Furniture Feed (1 in. and 2 in. Plugs)
Aluminum Powder Coat	24GCCVRALU	24GCCVRALUC	24GCFFCVRALU	24GTCVRALU	24GTCVRALUC	24GTFFCVRALU
Black Powder Coat	24GCCVRBK	24GCCVRBK	24GCFFCVRBK	24GTCVRBK	24GTCVRBK	24GTFFCVRBK
Brass Powder Coat	24GCCVRBRS	24GCCVRBRSC	24GCFFCVRBRS	24GTCVRBRS	24GTCVRBRSC	24GTFFCVRBRS
Bronze Powder Coat	24GCCVRBRZ	24GCCVRBRZC	24GCFFCVRBRZ	24GTCVRBRZ	24GTCVRBRZC	24GTFFCVRBRZ
Satin Nickel Powder Coat	24GCCVRNK	24GCCVRNKC	24GCFFCVRNK	24GTCVRNK	24GTCVRNKC	24GTFFCVRNK



8 Inch Round Covers

- Compatible with **CFB4G25R**, **CFB4G25RCR**, **CFB4G30R**, **CFB4G30RCR** and **CFB4G30RCI**
- Cover has a 9½ in. outer diameter and two large cable egress doors and access 180° opening
- Maximum static load of 1,000 lbs. with 2x safety factor*

Finish	Flush Surface
Brushed Aluminum	CFBS1R8CVRALU
Black Powder Coat	CFBS1R8CVRBLK
Brass Plated	CFBS1R8CVRBRS
Bronze Plated	CFBS1R8CVRBRZ
Gray Powder Coat	CFBS1R8CVRGRY
Satin Nickel Plated	CFBS1R8CVRNKL



Note: *Load applied through a 3 in. (76mm) mandrel in center of the cover.

Dimensions in Inches (mm)

SystemOne Recessed 6-Gang Floor Boxes and Covers, for Use In Concrete Floors

Dimensions Inches (mm)

Style	Rectangular Cover		Round Cover	
	CFB6G30	CFB6G30CR	CFB6G30R	CFB6G30RCR
Box Type				
Standard Corrosion-Resistant (On-grade)	-	-	-	-
Recommended Pour Depth	3.50" (88.9)	3.50" (88.9)	3.75" (95.3)	3.75" (95.3)
Min. Depth of Pour	3.00" (76.2)	3.00" (76.2)	3.75" (95.3)	3.75" (95.3)
Adjustability	Fully	Fully	Fully	Fully
Cubic Inch (cm3) Capacity per Gang	33 cu. in./89 cu. in. (535 cm3/1450 cm3)	33 cu. in./89 cu. in. (535 cm3/1450 cm3)	33 cu. in./89 cu. in. (535 cm3/1450 cm3)	33 cu. in./89 cu. in. (535 cm3/1450 cm3)
Dimensions – A	3.00" (76.2)	3.00" (76.2)	-	-
Dimensions – B	18.48" (469.4)	18.48" (469.4)	17.45" (443.2)	17.45" (443.2)
Dimensions – C	11.62" (295.1)	11.62" (295.1)	11.60" (294.5)	11.60" (294.5)
Dimensions – D	-	-	8.37" (212.5) TYP.	8.37" (212.5) TYP.
Dimensions – E	3.46" (87.8)	3.46" (87.8)	3.75" (95.3)	3.75" (95.3)
KO Trade Size: Front & Back Sides Bottom	(4) 3/4", 1", 1 1/4" (2) 3/4", 1", 1 1/4", 1 1/2" (4) 3/4", 1", 1 1/4", 1 1/2"	(4) 3/4", 1", 1 1/4" (2) 3/4", 1", 1 1/4", 1 1/2" (4) 3/4", 1", 1 1/4", 1 1/2"	(4) 3/4", 1", 1 1/4" (2) 3/4", 1", 1 1/4", 1 1/2" (4) 3/4", 1", 1 1/4", 1 1/2"	(4) 3/4", 1", 1 1/4" (2) 3/4", 1", 1 1/4", 1 1/2" (4) 3/4", 1", 1 1/4", 1 1/2"
Cover Family	Rectangular	Rectangular	Round	Round
Concrete Cover Included	✓	✓	✓	✓
2 Inch Hub Compatible	✓	✓	✓	✓

Rectangular Covers

- Compatible with **CFB6G30** and **CFB6G30CR**
- Two large cable egress doors and access 180° opening
- Maximum static load of 1,500 lbs. with 2x safety factor*
- Surface style typical applications: Carpet, VCT
- Flush style typical applications: Tile, finished concrete and Terrazzo floors

Finish	Cover dimensions 11 1/2 in. x 10 in.		Cover dimensions 10 1/2 in. x 9 in.	
	Surface	Surface with Insert	Flush	Flush with Insert
Aluminum Powder Coat	610GCCVRLU	610GCCVRLUC	610GTCVRLU	610GTCVRLUC
Black Powder Coat	610GCCVRBK	610GCCVRBKC	610GTCVRBK	610GTCVRBKC
Brass Powder Coat	610GCCVRBRS	610GCCVRBRSC	610GTCVRBRS	610GTCVRBRSC
Bronze Powder Coat	610GCCVRBRZ	610GCCVRBRZC	610GTCVRBRZ	610GTCVRBRZC
Satin Nickel Powder Coat	610GCCVRNK	610GCCVRNKC	610GTCVRNK	610GTCVRNKC



8 Inch Round Covers

- Compatible with **CFB6G30R** and **CFB6G30RCR**
- Two large cable egress doors and access 180° opening
- Maximum static load of 1,000 lbs. with 2x safety factor*

Finish	Surface
Brushed Aluminum	CFBS1R8CVRALU
Black Powder Coat	CFBS1R8CVRBLK
Brass Plated	CFBS1R8CVRBRS
Bronze Plated	CFBS1R8CVRBRZ
Gray Powder Coat	CFBS1R8CVRGRY
Satin Nickel Plated	CFBS1R8CVRNKL















Note: *Load applied through a 3 in. (76mm) mandrel in center of the cover.

Dimensions in Inches (mm)

SystemOne 2, 4 and 6-Gang Plates and Accessories

Plates for Use in 2, 4 and 6-Gang Floor Boxes

- UL 514A listed

Plate Style	(1) Decorator Opening	(1) Duplex Opening	(2) Extron® MAAP Openings	(2) Extron® Openings
Cat. No.	FBMPREC	FBMPDUP	FBMPMAAP	FBMPAAP
				
Plate Style	(2) 1U Hubbell iStation Openings	(1) 1.5U Hubbell iStation Opening	(1) Simplex Opening 1.40 in. Diameter	(1) Twist-Lock® Opening 1.60 in. Diameter
Cat. No.	FBMP2IM	FBMP15IM	FBMP139	FBMP156
				
Plate Style	1-Gang Blank	Cable Feed Through with Bushing	(1) Opening for TracJack® or Series II®	(1) Opening with Hubbell ISF6 Frame for Keystone Jacks
Cat. No.	FBMPBNK	FBMPFT	FBMPTRAC	FBMP6KS
				

Pre-Wired Device Plates

- Reduces wiring and installation times
- 8 in. stranded leads mounted to the face plate

Description	Type	15A	20A
Duplex, Gray.	Standard	PWFBMPCR15GRY	PWFBMPCR20GRY
	Tamper-Resistant	PWFBMPCR15GRYTR	PWFBMPCR20GRYTR
Decorator, Gray.	Standard	PWFBMPCR15GRY	PWFBMPCR20GRY
	Tamper-Resistant	PWFBMPCR15GRYTR	PWFBMPCR20GRYTR

Accessories

Description		Catalog Number
2 in. threaded zinc hub for use with CFB2G30 , CFB4G30 and CFB6G30 series floor boxes; replaces CFBKOPATE .		CFBHUB2
Replacement knock-out plate.	Standard Epoxy Coating	CFBKOPATE CFBKOPATECR
Replacement wire-way, used to pass wires from one compartment to the other, for use in rectangular boxes.	CFB2G30/CR CFB4G30/CR CFB4G25/CR	2-Gang CFB2WW 4 and 6-Gang CFB46WW CFB4WW
Stackable ring to increase box height and concrete pour depth by ¼ in. increments above top plane of floor box. One ring per ¼ in. depth increase. Must be installed before concrete pour.		CFB6RCVRR075 CFB8RCVRR075
Finished floor height adjustment ring - increase post pour adjustment ; use with round cover series.	0 - ¼ in. ¼ in. - ½ in. ½ in. - ¾ in.	CFB6RCVRR1* CFB6RCVRR2 CFB6RCVRR3 CFB8RCVRR1** CFB8RCVRR2 CFB8RCVRR3
2 and 4-gang rectangular pre-pour ½ in. extension caps (2 pack).		24GEXTENDCAP2PK
6 and 10-gang rectangular pre-pour ½ in. extension caps (2 pack).		610GEXTENDCAP2PK

Note: *Included with standard **CFB2G30R** and **CFB2G25R** series.
Included with standard **CFB4G30R and **CFB4G25R** series.





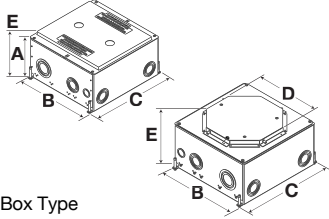
Extron® is a registered trademark of Extron Electronics.
Crestron® is a registered trademark of Crestron Electronics, Inc.
FSR® is a registered trademark of FSR Inc.
TracJack®, Series II® and Ortronics® are registered trademarks of Ortronics/Legrand.



Dimensions in Inches (mm)

SystemOne Recessed 10-Gang Floor Boxes and Covers, for Use In Concrete Floors

Dimensions Inches (mm)

Style	Rectangular Cover		Round Cover	
				
 Box Type				
Standard	CFB10G55	-	CFB10G55R	-
Corrosion-Resistant (On-grade)	-	CFB10G55CR	-	CFB10G55RCR
Recommended Pour Depth	6.00" (152.4)	6.00" (152.4)	6.25" (158.8)	6.25" (158.8)
Min. Depth of Pour	5.50" (139.7)	5.50" (139.7)	6.25" (158.8)	6.25" (158.8)
Adjustability	Fully	Fully	Fully	Fully
Cubic Inch (cm3) Capacity per Gang	33 cu. in./89 cu. in. (535 cm3/1450 cm3)	33 cu. in./89 cu. in. (535 cm3/1450 cm3)	33 cu. in./89 cu. in. (535 cm3/1450 cm3)	33 cu. in./89 cu. in. (535 cm3/1450 cm3)
Dimensions – A	5.50" (139.7)	5.50" (139.7)	-	-
Dimensions – B	10.96" (278.4)	10.96" (278.4)	10.96" (278.4)	10.96" (278.4)
Dimensions – C	10.96" (278.4)	10.96" (278.4)	12.10" (307.4)	12.10" (307.4)
Dimensions – D	-	-	8.37" (212.5) TYP.	8.37" (212.5) TYP.
Dimensions – E	6.00" (152.4)	6.00" (152.4)	6.25" (158.8)	6.25" (158.8)
KO Trade Size: Front & Back	(1) ½", ¾", (1) ¾", 1", 1¼", 1½", (1) 1", 1¼", 1½", 2"	(1) ½", ¾", (1) ¾", 1", 1¼", 1½", (1) 1", 1¼", 1½", 2"	(1) ½", ¾", (1) ¾", 1", 1¼", 1½", (1) 1", 1¼", 1½", 2"	(1) ½", ¾", (1) ¾", 1", 1¼", 1½", (1) 1", 1¼", 1½", 2"
Sides	(2) ¾", 1", 1¼", 1½"	(2) ¾", 1", 1¼", 1½"	(2) ¾", 1", 1¼", 1½"	(2) ¾", 1", 1¼", 1½"
Bottom	(2) ½", ¾", (4) ½", ¾", 1", 1¼"	(2) ½", ¾", (4) ½", ¾", 1", 1¼"	(2) ½", ¾", (4) ½", ¾", 1", 1¼"	(2) ½", ¾", (4) ½", ¾", 1", 1¼"
Cover Family	Rectangular	Rectangular	Round	Round
Concrete Cover Included	✓	✓	✓	✓
2 Inch Hub Compatible	-	-	-	-

Rectangular Covers

- Compatible with **CFB10G55** and **CFB10G55CR**
- Two large cable egress doors and access 180° opening
- Maximum static load of 1,500 lbs. with 2x safety factor*
- Surface style typical applications: Carpet, VCT
- Flush style typical applications: Tile, finished concrete and Terrazzo floors

Finish	Cover dimensions 11½ in. x 10 in.		Cover dimensions 10½ in. x 9 in.	
	Surface	Surface with Insert	Flush	Flush with Insert
Aluminum Powder Coat	610GCCVVALU	610GCCVVALUC	610GTCVVALU	610GTCVVALUC
Black Powder Coat	610GCCVRBK	610GCCVRBKUC	610GTCVRBK	610GTCVRBKUC
Brass Powder Coat	610GCCVRBRS	610GCCVRBRSC	610GTCVRBRS	610GTCVRBRSC
Bronze Powder Coat	610GCCVRBRZ	610GCCVRBRZC	610GTCVRBRZ	610GTCVRBRZC
Satin Nickel Powder Coat	610GCCVRNK	610GCCVRNKUC	610GTCVRNK	610GTCVRNKUC



8 Inch Round Covers

- Compatible with **CFB10G55R** and **CFB10G55RCR**
- Two large cable egress doors and access 180° opening
- Maximum static load of 1,000 lbs. with 2x safety factor*

Finish	Surface
Brushed Aluminum	CFBS1R8CVRALU
Black Powder Coat	CFBS1R8CVRBLK
Brass Plated	CFBS1R8CVRBRS
Bronze Plated	CFBS1R8CVRBRZ
Gray Powder Coat	CFBS1R8CVRGRY
Satin Nickel Plated	CFBS1R8CVRNKL



Note: *Load applied through a 3 in. (76mm) mandrel in center of the cover.

Dimensions in Inches (mm)

SystemOne 10-Gang Plates and Accessories

CFB10 Series – Plates

Plate Style	(1) Decorator Opening	(1) Duplex Opening	Blank	Decorator Opening Plate Including Hubbell ISF6GY	(2) Openings to Accommodate (6) Ortronics TrackJack®
Cat. No.	FB10MPREC	FB10MPDUP	FB10MPBNK	FB10MPKEY	FB10MPTRAC



Plate Style	(2) Decorator	(4) Extron® MAAP Modules	(4) Extron® AAP Modules	For (6) 1U Hubbell iStation Modules	Replacement Spacer Around Wire-Way
Cat. No.	FB10MP2A	FB10MPMAAP	FB10MPAAP	FB10MP2B	FB10MPX



Plate Style	(1) Twist-Lock® Opening 1.60 in. Dia. (Uses 2-Gangs)	(1) Simplex Opening 1.40 in. Dia. (Uses 2-Gangs)	(2) Twist-Lock® Opening 1.60 in. Dia. (Uses 3-Gangs)	(2) Simplex Opening 1.40 in. Dia. (Uses 3-Gangs)	(1) Opening for Appliance Receptacle (Uses 3-Gangs)
Cat. No.	FB10TLA	FB10TLX	FB10TLB	FB10TLY	FB10MP3GAPP



Plate Style	(3) Twist-Lock® Opening 1.60 in. Dia. (Uses 5-Gangs)	(3) Simplex Opening 1.40 in. Dia. (Uses 5-Gangs)	(2) 2-Gang. Meets NEMA Spacing. Ideal for Crestron® DM –TX Product and Power (Uses 5-Gangs)	(4) Single Service Openings Utilizing NEMA Wallplate (Uses 5-Gangs)
Cat. No.	FB10TLC	FB10TLZ	CFB10NEMA	FB10MPNEMA4G



Pre-Wired Device Plates

- Reduces wiring and installation times
- 8 inch stranded leads mounted to the face plate


Description	Type	15A	20A
Duplex, Gray.	Standard Tamper-Resistant	PWFB10MPCR15GRY PWFB10MPCR15GRYTR	PWFB10MPCR20GRY PWFB10MPCR20GRYTR
Decorator, Gray.	Standard Tamper-Resistant	PWFB10MPDR15GRY PWFB10MPDR15GRYTR	PWFB10MPDR20GRY PWFB10MPDR20GRYTR



Accessories

Description	Catalog Number
Replacement wire-way, used to pass wires from one compartment to the other, for use in CFB10G55/CR rectangular boxes.	CFB10WW
Stackable ring to increase box height and concrete pour depth by ¼ in. increments above top plane of floor box. One ring per ¼ in. depth increase. Must be installed before concrete pour.	CFB8RCVRR075
Finished floor height adjustment ring - increase post pour adjustment ; use with round cover series.	0 - ¼ in. CFB8RCVRR1* ¼ in. - ½ in. CFB8RCVRR2 ½ in. - ¾ in. CFB8RCVRR3
6 and 10-gang rectangular pre-pour ½ in. extension caps (2 pack).	610GEXTENDCAP2PK

Note: *Included with standard **CFB10G30R** series.



Dimensions in Inches (mm)

Extron® is a registered trademark of Extron Electronics.
Crestron® is a registered trademark of Crestron Electronics, Inc.
FSR® is a registered trademark of FSR Inc.
TracJack®, Series II® and Ortronics® are registered trademarks of Ortronics/Legrand.

The Next Big Step In Innovation



Locate installation area and connect conduits



Pour concrete



Cut box top level with concrete



Install flooring



Install Adjustable Mounting Cup and level with finished flooring **CFBS1R4CUI**



Wire devices into box



Finish with cover **CFBS1R4CVR**

Installing the Fully Adjustable Mounting Cup and Level with Finished Flooring

During a concrete pour installation a floor box can become buried, other times the thickness of the floor covering can change. We have solved these issues with the integral, patented, mounting cup which adjusts the device mounting depth to 3 inches, no matter the floor thickness. Additionally, this is helpful for engineered flooring on the concrete; the cup allows for the electrical devices to be adjusted upwards up to 1½ inches.



CFBS1R4CUP



CFBS1R4PFB

Features and Benefits

SystemOne Fully Adjustable 4 inch Recessed Floor Boxes and Covers, for Use In Concrete Floors

The Hubbell SystemOne Fully Adjustable Recessed floor box is the next step in a long line of quality products delivering power, data and AV for any application. The challenge of a recessed adjustable floor box is the device depth would vary for different floor thicknesses, other times the floor box can become buried in the concrete pour. We have solved these issues with the integral, patented, mounting cup which adjusts the device mounting depth to 3 inches, no matter the floor thickness. Additionally, this is helpful for engineered flooring on the concrete; the cup allows for the electrical devices to be adjusted upwards up to 1½ inches. This feature is particularly accommodating when the final flooring is unknown at the time concrete is being poured.

Utilizing the same cover design as our 4 inch Recessed Fire-Rated Poke-Throughs, a common look is now possible anywhere in a building, on grade or above.



CFBS1R4PFB with
CFBS1R4CVRNKL Cover



Box Design

- Up to 2 inch conduit ready (Cast iron maximum conduit - 1½ inches)
- Available in PVC, stamped steel, epoxy coated stamped steel or cast iron construction available
- cULus Listed - Scrubwater compliant




Covers

- 1,000 lbs, static load rated cover
- Available in six architectural cover finishes
- ADA – American's with Disabilities Act – compliant flange thickness of 0.15 inch



Chamber

- 3 inch deep access chamber
- Patented post pour adjustable mounting cup with teeth spaced in 5/32 inch increments allows for up to 1½ inches of upward adjustability from the lowest position, ideal for engineered flooring
- High visibility white cup for making easy connections



Easy Mount Device Plates

- Multiple, open architecture mounting plates for power, data and AV
- Recessed connections

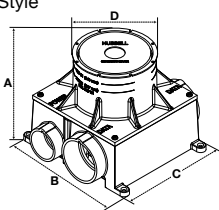
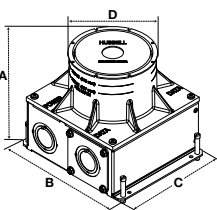






2 Inch Conduit Ready

- To meet expanding AV and data needs, the Hubbell SystemOne Recessed Floor Box line readily accepts 2 inch conduits with the use of a 2 inch threaded conduit hub - **CFBHUB2** Sold Separately
- The offset design allows for less conduit lifting while threading, plus the hub mounting holes are asymmetrical to ensure correct mounting

SystemOne Fully Adjustable 4 inch Recessed Floor Boxes and Covers, for Use In Concrete Floors

Dimensions Inches (mm)

Style			Cast Iron 	Corrosion-Resistant 	Stamped Steel 	Non-Metallic 
	Cast Iron / Non-Metallic	Stamped Steel	CFBS1R4CFB	CFBS1R4SFBCR	CFBS1R4SFB	CFBS1R4PFB
Min. Depth of Pour			5.00" (127.0)	5.00" (127.0)	5.00" (127.0)	5.00" (127.0)
Max. Pour Depth			6.00" (152.4)	6.00" (152.4)	6.00" (152.4)	6.00" (152.4)
Cubic Inch (cm3) Capacity			72.0 cu. in. (1800 cm3)	80.0 cu. in. (1311 cm3)	80.0 cu. in. (1311 cm3)	67.0 cu. in. (1098 cm3)
Dimensions – A			6.00" (152.4)	6.00" (152.4)	6.00" (152.4)	6.00" (152.4)
Dimensions – B			7.60" (193.0)	7.40" (188.0)	7.40" (188.0)	7.85" (199.4)
Dimensions – C			6.58" (16.1)	6.32" (160.6)	6.32" (160.6)	6.58" (16.1)
Dimensions – D			4.48" (113.7)	4.48" (113.7)	4.48" (113.7)	4.48" (113.7)
Power Entries			1 inch NPT	1¼, 1, ¾ inch	1¼, 1, ¾ inch	1¼, 1, ¾, ½ inch
Data Entries			1½ inch NPT	2*, 1¼, 1, ¾ inch	2*, 1¼, 1, ¾ inch	2, 1½, 1¼, 1 inch
Concrete Cover Included			✓	✓	✓	✓
Closure Plugs Included			✓	–	–	✓
Reducers			–	–	–	✓
CFBS1R4xx Cover Family			✓	✓	✓	✓
Compatible with CFBHUB2 - 2" Conduit Fitting			–	✓	✓	–

Note: UL File Number E92074.
CSA File Number LR18416.
*Requires CFBHUB2 for 2" conduits.

Adjustable Mounting Cup - Required, Purchased Separately

The Adjustable Mounting Cup (AMC) is the heart of the **CFBS1R4** Floor Box product line, and must be **purchased separately** from the floor boxes. With teeth spaced in $\frac{5}{32}$ inch increments, the adjustable cup allows for installation ease and flexibility. The AMC is dropped into the floor box collar then rotated clockwise to set the height and is adjustable until the ground plate is installed. Once the ground plate is installed, the cup is locked into place preventing unwanted adjustment of height. Lastly, the device mounting plate and electrical devices are installed.



Description	Catalog Number
Adjustable Mounting Cup Includes white cup, grey low voltage dividers and ground plate.	CFBS1R4CUP Floor boxes purchased independantly from cup



Dimensions in Inches (mm)

SystemOne Fully Adjustable 4 inch Recessed Floor Boxes and Covers, for Use In Concrete Floors

Floor Box Covers

The 4 inch recessed cover is available in a number of durable, yet beautiful finishes to match any décor. The flange height of 0.15 inch is ADA compliant and suitable for use on any floor finish. All covers are UL 514A listed and meet UL Scrubwater requirements.

Features

- Flange diameter is 5.5 inches
- Flange thickness is 0.15 inches thick and complies with ADA requirements
- Cover load rating is 1,000 lbs. with 2x safety factor* for a static load applied through a 3 inch mandrel
- Available in six finishes
 - Satin nickel, antique bronze and brushed brass are plated finishes
 - Brushed aluminum is the base material brushed and lacquered
 - Black and gray finishes are powder coat












Architectural Cover Finishes

Description	Finish	Catalog Number
Cover with single fold under cable egress door.	Brushed Aluminum	CFBS1R4CVRALU
	Black Powder Coat	CFBS1R4CVRBLK
	Plated Brushed Brass	CFBS1R4CVRBRS
	Plated Antique Bronze	CFBS1R4CVRBRZ
	Gray Powder Coat	CFBS1R4CVRGRY
	Plated Satin Nickel	CFBS1R4CVRNKL



Note: *Load applied through a 3 in. (76mm) mandrel in center of the cover.

Device Mounting Plates

Description / Catalog Number	Sub-plate	Description / Catalog Number	Sub-plate	Description / Catalog Number	Sub-plate
2X2 Sub-plate with (1) decorator device opening and (2) keystone jack openings S1R4SP2X2STYLE		(1) StyleLine® decorator device opening for power or datacom applications S1R4SPSTYLE		2X2 Sub-plate with (1) decorator device opening and (2) Ortronics® TracJack® openings S1R4SP2X2STYLETJ	
2X2 Sub-plate with (1) duplex device opening and (2) keystone jack openings S1R4SP2X2DUPLEX		(1) Duplex device opening for power or datacom applications S1R4SPDUPLEX		2X2 Sub-plate with (1) duplex device opening and (2) Ortronics® TracJack® openings S1R4SP2X2DUPLEXTJ	
(4) Single 20A receptacles. Can be wired as single or two circuit with isolated ground capability, 12 inch wire leads S1R4SPQUAD		(1) 1.60 inch opening for 20 or 30A Twist-Lock® receptacle S1R4SPTWIST		(1) 1.40 inch opening for simplex receptacle S1R4SPSIMPLEX	

Accessories and Replacement Parts

Description	Catalog Number
Allows the conduit connections for the low voltage portion of the CFBS1R4SFB and CFBS1R4SFBCR to be increased to 2 inch capacity. The offset design helps to minimize conduit float during the concrete pour.	CFBHUB2
Set of conduit reducing adapters for use with the CFBS1R4PFB. Includes two each of the following adapters to reducing to the corresponding conduit diameter.	CFBADAPT125 CFBADAPT200
Replacement low voltage partition for use in all four CFBS1R4 series floor boxes.	CFBS1R4DIV
Replacement ground bracket for use in all four CFBS1R4 series floor boxes.	CFBS1R4GND
Replacement pre-pour concrete yellow cover for use with all four of the CFBS1R4 series floor boxes.	CFBS1R4COVER
Abandonment plate, black finish, for all CFBS1R4 series floor boxes.	S1R4CFBADMTBK
Pre-pour PVC stand increases CFBS1R4PFB box height 2.5 in. to 4.0 in. within the concrete pour.	PFBSTAND



TracJack®, Series II® and Ortronics® are registered trademarks of Ortronics/Legrand.

Floor Boxes

Products at a Glance

Flush Floor Box Applications feature unique capabilities of Hubbell's SystemOne universal cover and sub-plate design, Hubbell has expanded its floor box offering to provide industry leading flexibility while accommodating an extensive range of applications. Hubbell SystemOne is constructed to give customers the ability to create personal solutions for their most demanding, power, data and audio/video requirements.

SystemOne Flush Floor Box Applications...



Multi-Service Applications

This Hubbell SystemOne sub-plate incorporates a standard Style Line® decorator opening, which can be used for an active multimedia device. In addition, a 20A outlet is supplied for power and two keystone openings for voice/data services.



Multimedia Applications

Other Hubbell SystemOne sub-plates are designed to meet the growing needs of the audio/video market. Some sub-plates provide power outlets with Hubbell's AV products including 15-pin SVGA, RCA, S-Video, 3.5mm stereo, HDMI and XLR microphone jacks. Other sub-plates can accommodate Extron® Electronics MAAP and AAP series AV modules, as well as FSR IPS plates.



4X4 Applications

Provides maximum power capacity for flush, multi-service applications. This sub-plate features a pre-wired four outlet 20A, 125V receptacle and four openings for flush mount Hubbell modular jacks and audio/video Snap Fit connectors. Receptacle wiring permits dual-circuit, as well as isolated ground applications.

Traditional Floor Boxes...




Flush Applications

Hubbell offers a wide variety of traditional solutions including single and multi-gang cast iron, stamped steel and non-metallic floor boxes in both round and rectangular designs. These boxes can be finished with either brass or aluminum covers and flanges to match any office décor. All Hubbell floor box assemblies exceed UL scrub water exclusion requirements.



Wooden Floor Applications

Hubbell offers round, single service and rectangular, multi-service floor boxes for wooden floor applications. The rectangular boxes are available in one, two and three-gang options and feature removable barriers for maximum capacity while maintaining separation of power and low voltage. A variety of covers and flanges are available in brushed aluminum or brass to meet aesthetic requirements.



Heavy Load Rating

For environments where floor boxes will be subjected to extreme loads, Hubbell offers two different solutions. The Ballroom Box series has a static cover load rating of 20,000 lbs. and can accommodate up to 8 devices. The Convention Center family offers a static cover load rating of 32,000 lbs. and can accommodate up to 100A Pin and Sleeve devices.

Extron® is a registered trademark of Extron Electronics.

SystemOne Flush Floor Box Family

Cast Iron



S1CFB

- Corrosion resistant for on-grade applications
- Oversized 1½" NPT threaded conduit access holes for low voltage
- 1" NPT threaded conduit access holes for power

Steel



S1SFB

- Stamped steel construction
- Economical and light weight for above-grade applications
- Concentric knockouts permit various conduit sizes for both power and data services



S1SFBCR

Steel AV



S1SFBAV

- Accommodates high-capacity multimedia applications in a 3½" minimum depth of pour
- Oversized 1½" NPT threaded data hub
- ¾", 1" concentric knockouts for power services



S1SFBAVCR

Features

- Easily installed, aesthetic and configurable floor box solution, for open floor plans that require both power and data services
- The Hubbell SystemOne Universal Cover mounts directly to the floor box riser, eliminating the need for an additional adapter collar
- The Hubbell SystemOne Universal Cover features ScrubShield® technology that exceeds UL514 scrub water exclusion requirements
- Convenient cubic inch capacity (cm³) markings on interior of box
- Leveling feet provide before pour adjustability
- Non-metallic riser allows a simple saw cut for adjustment after pour
- Supplied with concrete cover and closure plugs (where applicable)
- Designed to accommodate multi-service applications with the wide offering of Hubbell SystemOne sub-plates
- Hubbell SystemOne Metal Floor Boxes are approved for use in the City of Chicago
- CR versions incorporate fusion bonded epoxy paint for on grade use

Non-Metallic



S1PFB


- Non-corrosive plastic construction
- Oversized 1½" data conduit hub for increased cable capacity and bend radius
- Parallel conduit hubs reduce labor and material cost, facilitating easier wire pull

Features

- Economical, easy to install, in-floor delivery system for open plan spaces
- The Hubbell SystemOne Universal Cover mounts directly to the floor box riser, eliminating the need for an additional adapter collar
- Concrete cover, conduit reducers and conduit hub plugs included

SystemOne Flush Covers

Universal Flange and Cover Assembly



Carpet

Tile

- Hinged doors open 180° flush to the carpet flange or tile
- Locking studs allow each door to be secured independently
- The universal carpet or tile flange can be used for Hubbell SystemOne Floor Boxes and Fire-Rated Poke-Throughs
- Finishes and colors available:



Aluminum Finish

Brass Finish

Black

Gray

Ivory

Features

- Durable cast aluminum construction available in black, gray, brass, aluminum and ivory powder coat finishes
- Features ScrubShield® technology that exceeds UL514 scrub water exclusion requirements
- Provides consistent look and maximum functionality throughout the installed life
- Meets ADA standards for accessible design

SystemOne Flush Sub-Plates

Hubbell's modular sub-plate design allows users to economically upgrade Hubbell SystemOne FRPT and Floor Boxes to accommodate future moves, adds and changes. See page P-20 for additional information.



4x4 Sub-Plate



Datacom and Power Sub-Plate



Extron® AAP/MAAP and Power Sub-Plate



Dual Style Line® Decorator Sub-Plate



Twist-Lock® Sub-Plate



Furniture Feed Cover, Carpet

Features

- Durable cast aluminum construction, powder coat finish
- Hubbell 4X4: four 20A, 125V receptacles, four keystone openings for voice/data jacks and flush multimedia connectors
- Hubbell X-END and Hubbell iSTATION modular connectivity
- Accommodates Extron® Electronics Architectural Series audio/video system integration products
- Accommodates GFCI, surge and standard Style Line® Decorator receptacles
- Twist-Lock® receptacle with two flush keystone openings
- Large capacity and multi-service furniture feed applications
- Open system sub-plates permit maximum data flexibility

Power Devices and Connectivity



Hubbell-PRO Receptacles



Hubbell iSTATION



Hubbell X-END

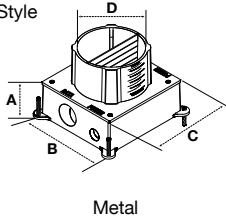
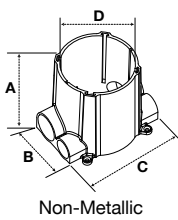




Features

- Choose from Hubbell's industry leading selection of wiring devices for power services
- Hubbell iSTATION connectivity modules integrate with SystemOne to provide comprehensive multimedia solutions
- Hubbell X-END application cables and tails allow for more connectivity in a smaller footprint

Extron® is a registered trademark of Extron Electronics.

SystemOne Flush Metal and Non-Metallic Floor Boxes and Covers, for Use In Concrete Floors

Dimensions Inches (mm)

Style	Cast Iron	Steel	Steel AV	Non-Metallic	
 Metal	 Non-Metallic				
Standard Corrosion-Resistant (On-grade)	S1CFB* -	S1SFB* S1SFBCR	S1SFBAV* S1SFBAVCR	S1PFB -	
Min. Depth of Pour	3.50" (88.9)	3.50" (88.9)	3.50" (88.9)	3.00" (76.2)	
Adjustability	Fully	Fully	Fully	Fully	
Cubic Inch (cm ³) Capacity	156.0 cu. in. (2556.4 cm ³)	175.7 cu. in. (2879.2 cm ³)	177.5 cu. in. (2909.7 cm ³)	100 cu. in. (1638.7 cm ³)	
Dimensions – A	3.00" (76.2)	3.00" (76.2)	3.00" (76.2)	6.00" (152.4)	
Dimensions – B	7.26" (184.4)	7.50" (190.5)	7.50" (190.5)	5.58" (141.7)	
Dimensions – C	7.45" (189.2)	7.38" (187.4)	7.38" (187.4)	7.08" (179.8)	
Dimensions – D (Inside Diameter)	5.00" (127.0)	5.00" (127.0)	5.00" (127.0)	5.00" (127.0)	
Power Entries	1" NPT Access Holes	¾", 1" Concentric KO	¾", 1" Concentric KO	1" Conduit Hub	
Data Entries	1½" NPT Access Holes	¾", 1", 1¼" Concentric KO	1½" Threaded Hub (included)	1½" Conduit Hub	
Concrete Cover Included	✓	✓	✓	✓	
Closure Plugs Included	✓	-	✓	✓	
Reducers	-	-	-	(see below)	
Accepts Hubbell SystemOne Universal Cover	✓	✓	✓	✓	
Cover Mounting Clips Included	✓	✓	✓	✓	
Non-Metallic Low Voltage Divider Included (S1DIV1)	✓	✓	✓	✓	

Note: UL File Number E92074.
CSA File Number LR18416.
*S1CFB, S1SFB, S1SFBAV are approved for use in the City of Chicago.

S1PFB reducers included: Qty (2) combo plug/reducers 1" to ¾"
Qty (2) reducers 1½" to 1"
Qty (2) reducers 1½" to ¾"
Qty (2) plugs 1½"

SystemOne Universal Covers

- Cast aluminum construction
- Durable powder coat finish



Color	Carpet	Tile
Aluminum Finish	S1CFCAL	S1TFCAL
Brass Finish	S1FCBRS	S1TFCBRS
Black	S1FCBCL	S1TFCBL
Gray	S1FCGGY	S1TFCGY
Ivory	S1FCICI	S1TFCICI



Aluminum Finish Brass Finish Black Gray Ivory

Floor Box Accessories

Description	Color	Catalog Number
Abandonment Plates Used to cover abandoned SystemOne Fire-Rated Poke-Throughs or Floor Boxes.	Black Gray	S1AP4BL S1AP4GY
Replacement Side by Side Divider Used to isolate compartments in S1SP , S1SPFFx , S1SPFFTx , S1SPDU , S1SPDUSL , S1SPDU2IM and S1SPSL2IM sub-plates. Included with all SystemOne Floor Boxes.		S1DIV1
1½" Threaded Hub For use with S1SFBAV ONLY. Permits feed-through applications. S1SFBAV floor box includes one (1) threaded hub.		S1AVHUB15
Replacement Universal Cover Mounting Clips Used to mount SystemOne Universal Cover to SystemOne metal and non-metallic floor boxes (S1CFB , S1SFB , S1SFBAV , S1PFB).		S1FBCLIP5PK
Pre-pour PVC stand increases S1PFB box height 2.5 in. to 4.0 in. within the concrete pour.		PFBSTAND

Dimensions in Inches (mm)

SystemOne Flush Sub-Plates

Description	Catalog Number	Description	Catalog Number	Description	Catalog Number
Style Line® Decorator/GFCI (2) Style Line® decorator openings for power and/or datacom applications.	S1SP	Duplex/Duplex (2) Duplex openings for power and/or datacom applications.	S1SPDU	Duplex/Style Line® Decorator (1) Duplex and (1) Style Line® decorator opening for power and/or datacom applications.	S1SPDUSL
③ Non-Metallic ③.5 Metal		③ Non-Metallic ③.5 Metal		③ Non-Metallic ③.5 Metal	
Hubbell 4 X 4 (4) 20A, 125V receptacles. (4) Keystone openings for Hubbell jacks or flush AV connectors. Power can be wired as single or two circuit with isolated ground capability.	S1SP4X4	Carpet Furniture Feed Cover/Flange* (1) 3/4" and (1) 1 1/2" NPT access holes for power and/or datacom applications. Universal Cover not required. Includes carpet flange.	S1SPFFAL	Tile Furniture Feed Cover/Flange* (1) 3/4" and (1) 1 1/2" NPT access holes for power and/or datacom applications. Universal Cover not required. Includes tile flange.	S1SPFFTAL
④ Includes Ⓟ stickers.	S1SP4X4C	③ Non-Metallic Aluminum Fin. Brass Finish	S1SPFFBR	③ Non-Metallic Aluminum Fin. Brass Finish	S1SPFFBR
Provided with 15 ft. wire leads	S1SP4X415	③.5 Metal Black	S1SPFFBL	③.5 Metal Black	S1SPFFBL
Provided with 30 ft. wire leads	S1SP4X430	③.5 Metal Gray	S1SPFFGY	③.5 Metal Gray	S1SPFFGY
Single Receptacle + Data Opening for 20 or 30A Twist-Lock® receptacle (1.56" OD) and (2) Keystone openings for Hubbell jacks or flush AV connectors.	S1SPTL	Hubbell DataCom + Power (1) 20A, 125V receptacle and 3-unit recessed Hubbell iSTATION opening for data, voice, and AV applications.	S1SP3IM	Hubbell DataCom + Duplex (1) Duplex opening, (2) flush Keystone openings and 1.5 unit recessed Hubbell iSTATION opening for data, voice and AV applications.	S1SPDU2IM
④		⑤ Marked with "Ⓟ Controlled"	S1SP3IMC	⑤	
Hubbell DataCom + Style Line® Decorator (1) Style Line® decorator opening, (2) flush Keystone openings and 1.5 unit recessed Hubbell iSTATION opening for data, voice and AV applications.	S1SPSL2IM	Hubbell DataCom 1 unit flush Hubbell iSTATION opening and 3-unit recessed Hubbell iSTATION opening for data, voice, and AV applications.	S1SP4IM	Active Multimedia + Power Single 20A, 125V receptacle; (2) flush Keystone openings; (1) rectangular Style Line® decorator opening to accommodate active multimedia modules or low voltage outlet frames.	S1SPAMM20
⑤		③.5		⑤ Marked with "Ⓟ Controlled"	S1SPAMM20C
Extron® or FSR + Power (1) 20A, 125V receptacle. Recessed opening for (3) single Extron® MAAP series adapter plates or FSR IPS plates.	S1SPEXT1	Extron® or FSR + Power (1) 20A, 125V receptacle. Recessed opening for (1) single Extron® MAAP and (2) single AAP series adapter plates or FSR IPS plates.	S1SPEXT2	Extron® or FSR Single-Service Recessed opening for (2) single Extron® MAAP and (2) single AAP series adapter plates or FSR IPS plates.	S1SPEXT3
④ Marked with "Ⓟ Controlled"	S1SPEXT1C	④ Marked with "Ⓟ Controlled"	S1SPEXT2C	④.5	
Extron® AAP + Power (1) 20A, 125V receptacle. (2) flush Keystone & recessed opening for (2) single Extron® AAP Series adapter plates.	S1SPEXT4	Ortronics Series II® + Power (1) 20A, 125V receptacle. Recessed opening for (3) 1 unit Ortronics Series II® modules.	S1SPORT	Ortronics TracJack® + Power (1) 20A, 125V receptacle. Recessed bezel for (6) Ortronics TracJack® modules.	S1SPTRAC
④ Marked with "Ⓟ Controlled"	S1SPEXT4C	⑤ Marked with "Ⓟ Controlled"	S1SPORTC	⑤ Marked with "Ⓟ Controlled"	S1SPTRACC
Panduit Mini Com® 4 X 4 (4) 20A, 125V receptacles. (4) Openings for Panduit Mini-Com Connectivity.	S1SP4X4PA	SYSTIMAX® 4 X 4 (4) 20A, 125V receptacles. (4) Openings for SYSTIMAX® Connectivity.	S1SP4X4SYS	Siemon MAX® + Power (1) 20A, 125V receptacle. Recessed bezel for (6) Siemon MAX® modules.	S1SPMAX
④ Includes Ⓟ stickers.	S1SP4X4PAC	④ Includes Ⓟ stickers.	S1SP4X4SYS C	⑤ Marked with "Ⓟ Controlled"	S1SPMAXC

Note: *Furnished with two screws in flexible metal conduit connectors.

Ⓟ Signifies minimum depth of concrete pour in inches for Metal Floor Boxes (**S1CFB**, **S1SFB** and **S1SFBV**) and Non-Metallic Floor Box (**S1PFB**).

Sub-Plate Accessories

Description	Catalog Number	Description	Catalog Number
Replacement Threaded Conduit Plugs Used with S1SPFFx and S1SPFFT only. Sub-plate is supplied with plugs.		Replacement for S1SPMAX . Sub-plate is supplied with data frame. Works with Siemon MAX®.	S1DFMAX
1 1/2" Plug	S1FP15AL	Replacement for S1SPTRAC sub-plate. Sub-plate is supplied with data frame. Works with Ortronics TracJack®.	S1DFTRAC
3/4" Plug	S1FP34AL	Blank Style Line® decorator frame, Black.	NS620BK
Aluminum Finish	S1FP15BRS	2-Port Style Line® decorator frame, Black.	ISF2BK
Brass Finish	S1FP15BL	4-Port Style Line® decorator frame, Black.	ISF4BK
Black	S1FP34BL	6-Port Style Line® decorator frame, Black.	ISF6BK
Gray	S1FP15GY		
	S1FP34GY		

Extron® is a registered trademark of Extron Electronics. MAX® is a registered trademark of The Siemon Company. Mini-Com® and Panduit® are registered trademarks of Panduit Corp. SYSTIMAX® is a registered trademark of CommScope, Inc. TracJack®, Series II® and Ortronics® are registered trademarks of Ortronics/Legrand.

SystemOne Flush Configuration Chart			Non-Metallic				Metal				4" Core Hole Fire-Rated Poke-Throughs		
			S1PFB	S1CFB	S1SFB	S1SFBCR	S1SFBAV	S1SFBAVCR	S1PTFIT	S1PT4X4FIT	S1PTAVFIT		
Approved for use in the City of Chicago. (except S1PFB)													
Sub-Plates													
S1SP	Style Line® Decorator/GFCI		3	3.5	3.5	3.5	3.5	3.5	+	X	+		
S1SPDU	Duplex/Duplex		3	3.5	3.5	3.5	3.5	3.5	+	X	+		
S1SPDUSL	Duplex/Style Line® Decorator		3	3.5	3.5	3.5	3.5	3.5	+	X	+		
S1SP4X4 S1SP4X4PA S1SP4X4SYS	Hubbell 4 X 4 Panduit Mini-Com® 4 X 4 SYSTIMAX® 4 X 4		4	4	4	4	4	4	X	+	X		
S1SP4X4C S1SP4X4PAC S1SP4X4SYSC	Marked with "Controlled"												
S1SPTL	Twist-Lock® Receptacle + Data		4	4	4	4	4	4	X	+	X		
S1SP3IM	Hubbell DataCom + Power		5	5	5	5	5	5	+	X	+		
S1SP4IM	Hubbell DataCom		3.5	3.5	3.5	3.5	3.5	3.5	+	X	+		
S1SPDU2IM	Hubbell DataCom + Duplex		5	5	5	5	5	5	+	X	+		
S1SPSL2IM	Hubbell DataCom + Style Line® Decorator		5	5	5	5	5	5	+	X	+		
S1SPFFxx (Carpet)	Furniture Feed Cover/Flange (Replace "xx" with BRS (Brass finish), AL (Aluminum finish), BL (Black) or GY (Gray).		3	3.5	3.5	3.5	3.5	3.5	+	X	+		
S1SPFFTxx (Tile)													
S1SPEXT1	Extron® or FSR + Power		4	4	4	4	4	4	+	X	+		
S1SPEXT1C	Marked with "Controlled"												
S1SPEXT2	Extron® or FSR + Power		4	4	4	4	4	4	+	X	+		
S1SPEXT2C	Marked with "Controlled"												
S1SPEXT3	Extron® or FSR Single-Service		4.5	4.5	4.5	4.5	4.5	4.5	+	X	+		
S1SPEXT4	Extron® or FSR + Power		4	4	4	4	4	4	+	X	+		
S1SPEXT4C	Marked with "Controlled"												
S1SPORT	Ortronics Series II® + Power		5	5	5	5	5	5	+	X	+		
S1SPORTC	Marked with "Controlled"												
S1SPTRAC	Ortronics TracJack® + Power		5	5	5	5	5	5	+	X	+		
S1SPTRACC	Marked with "Controlled"												
S1SPMAX	Siemon MAX® + Power		5	5	5	5	5	5	+	X	+		
S1SPMAXC	Marked with "Controlled"												
S1SPAMM20	Active Multimedia + Flush Keystone + Power		5	5	5	5	5	5	+	X	+		
S1SPAMM20C	Marked with "Controlled"												
S1CFCxx (Carpet)	SystemOne Floor Boxes and FRPTs use SystemOne Universal Covers (Replace "xx" with BRS (Brass finish), AL (Aluminum finish), BL (Black) or GY (Gray).		Signifies minimum depth of concrete pour in inches for Hubbell SystemOne Floor Boxes.						+	+	X		
S1TFCxx (Tile)									+	+	X		

Extron® is a registered trademark of Extron Electronics. MAX® is a registered trademark of The Siemon Company. Mini-Com® and Panduit® are registered trademarks of Panduit Corp. SYSTIMAX® is a registered trademark of CommScope, Inc. TracJack®, Series II® and Ortronics® are registered trademarks of Ortronics/Legrand.

Flush Round Single or Multi-Service Non-Metallic Floor Boxes, for Use In Concrete Floors

Dimensions Inches (mm)

Min. Depth of Pour	3.00" (76.2)
Capacity	100 cubic inches prior to cutting level to floor (19.5 cubic inches per inch of depth).
Dimensions – A	6.00" (152.4)
Dimensions – B	7.08" (179.8)
Dimensions – C	6.69" (169.9)
Dimensions – D	5.38" (136.5)
Hubs	(2) 1.0" and (2) 3/4" conduit hubs
Concrete Cover Included	✓
Closure/Reducer Plugs	(2) 1" plugs close off 1" hubs or reduce 1" to 3/4" (2) 3/4" plugs close off 3/4" hubs or reduce 3/4" to 1/2"

Note: UL File Number E92074, CSA File Number LR18416.

Description	Catalog Number
Adapter Required for all applications.	PFBA1A
Low Voltage Divider Required for use with catalog number PFB1 when used in multi-service applications. Accepts Hubbell standard duplex receptacles or 15A Twist-Lock® duplex receptacles (HBL4700 series).	PFBT1A
"Y" Adapter 3/4 in. "Y" adapter to feed parallel runs of 3/4 in. conduit.	PFBYA1
Pre-pour PVC stand increases PFB1 box height 2.5 in. to 4.0 in. within the concrete pour.	PFBSTAND

Flush Round Covers and Flanges

Multi-Service Cover and Flange Assemblies

Includes floor box cover with duplex flaps, (2) 1/2 in. dia. low voltage feed through holes and matching carpet flange. 6.25 in. Diameter

SF39253A



Brass

PFBCBRA



Brown Non-Metallic

PFBCBLA



Black Non-Metallic

PFBCGYA



Gray Non-Metallic

PFBCIA



Ivory Non-Metallic

Single Service Covers

Brass
Aluminum
3.88 in. Dia.

S3925



Duplex Flap

S3725



Duplex Screw

S2525



2 1/8" x 3/4" Combination

S2725



2 1/8" x 1" Combination

S2925



2 1/8" Single Receptacle

S3525



2 3/8" Single Receptacle

S3325



2 1/8" Single Receptacle (Terrazzo Floor)

Metal Carpet Flange

Use with single service covers for carpet applications. 6.25 in. Diameter

S3082



Brass

SA3082



Brushed Aluminum

Adapter Ring

Use with single service covers for tile applications.

S5016



Brass

SA5016



Aluminum

Furniture Feed Plate

Unpainted plate with 1 in. threaded opening.

PFBP1



Steel

One Piece Brass Cover and Carpet Flange

Brass
Aluminum
6.25 in. Dia.

SF3925
SFA3925



Duplex Flap

SF2525



2 1/8" x 3/4" Combination

SF2725



2 1/8" x 1" Combination

SF2925



2 1/8" Single Receptacle

Note: Adapter ring S5016 is required for mounting SF series covers onto PFBA1A.

Dimensions in Inches (mm)

Flush Round Single Service Metal Floor Boxes, for Use In Concrete Floors

Dimensions Inches (mm)

Style	Cast Iron						Stamped Steel	
Collar Material:								
Brass	B2536	B253641	B2503	B2506	B2506415	B2537	B2527	B2529
Aluminum	BA2536	BA253641	BA2503	BA2506	BA2506415	BA2537	BA2527	BA2529
Min. Depth of Pour	3.25" (82.6)	3.75" (95.3)	4.75" (120.7)	3.00" (76.2)	4.00" (101.6)	3.00" (76.2)		
Adjustability	Fully	Fully	Fully	Fully	Fully	Fully	Fully	Fully
Before Pour External Height Adjustment	1.25" (31.8)	-	-	-	-	-	1.25" (31.8)	1.25" (31.8)
After Pour Internal Height Adjustment	.38" (9.5)	.63" (15.9)	.63" (15.9)	.38" (9.5)	.38" (9.5)	.38" (9.5)	.38" (9.5)	.38" (9.5)
Cubic Inch (cm3) Capacity	33.0 cu. in. (540.7 cm3)	36.0 cu. in. (590.0 cm3)	50.8 cu. in. (832.5 cm3)	30.0 cu. in. (491.6 cm3)	54.0 cu. in. (884.9 cm3)	37.3 cu. in. (611.2 cm3)		
Dimensions – A	3.05" (77.5)	3.75" (95.3)	4.75" (120.7)	2.87" (72.9)	3.88" (98.6)	2.91" (73.9)		
Dimensions – B	4.84" (122.9)	5.00" (127.0)	5.00" (127.0)	4.84" (122.9)	6.00" (152.4)	6.00" (152.4)		
Dimensions – C	4.84" (122.9)	4.63" (117.6)	4.66" (118.4)	4.84" (122.9)	4.81" (122.2)	4.81" (122.2)		
Dimensions – D	4.19" (106.4)	4.19" (106.4)	4.19" (106.4)	4.19" (106.4)	4.19" (106.4)	4.19" (106.4)		
Threaded Access Holes	(4) 3/4" (4) 1"	(4) 3/4"	(4) 1 1/4" (4) 1 1/2"	(4) 3/4"	-	-		
Knockouts – Sides	-	-	-	-	(1) 1" & (1) 3/4"	(2) 1/2" & (1) 3/4"		
Knockouts – Ends	-	-	-	-	(1) 1 1/4" & (1) 1/2"	(1) 1/2" & (1) 3/4"		
Knockouts – Bottom	-	-	-	-	(3) 1/2" & (2) 3/4"	(3) 1/2" & (2) 3/4"		
Concrete Cover Included	✓	✓	✓	✓	✓	✓		✓
Closure Plugs Included	✓	✓	✓	✓	✓	-		-

Note: UL File Number E31999.
CSA File Number LR18416.
Suitable for single service applications only.

Single Service Covers

Material	3.88 in. Dia.	5.25 in. Dia.		6.25 in. Dia.		6.25 in. Dia.	
Brass	S3925	S3725	S2525	S2725	S2925	S3525	S3325
Aluminum	SA3925	SA3725	SA2525	SA2725	SA2925	-	-
3.88 in. Dia.							
	Duplex Flap	Duplex Screw	2 1/8" x 3/4" Combination	2 1/8" x 1" Combination	2 1/8" Single Receptacle	2 3/8" Single Receptacle	2 1/8" Single Receptacle (Terrazzo Floor)

Carpet Flanges

5.25 in. Dia.	5.25 in. Dia.			6.25 in. Dia.	
	S3182	SA3182	S3079	S3082	SA3082
	Brass	Brushed Aluminum	Clear Polycarbonate	Brass	Brushed Aluminum

One Piece Brass Cover and Carpet Flange

6.25 in. Dia.	SF3925	SF2525	SF2725	SF2925
Brass	SFA3925	-	-	-
Aluminum				
6.25 in. Dia.				
	Duplex Flap	2 1/8" x 3/4" Combination	2 1/8" x 1" Combination	2 1/8" Single Receptacle

Dimensions in Inches (mm)

Flush Rectangular Non-Metallic Floor Boxes with Non-Metallic Covers

Dimensions Inches (mm)

Style	1-Gang	2-Gang	3-Gang
	<p>PFBRG1*</p>	<p>PFBRG2</p>	<p>PFBRG3</p>
Min. Depth of Pour	3.00" (76.2)	3.00" (76.2)	3.00" (76.2)
Adjustability	Fully	Fully	Fully
Cubic Inch (cm3) Capacity Per Gang	14.3 cu. in. (234.3 cm3) per 1" depth	14.3 cu. in. (234.3 cm3) per 1" depth	14.3 cu. in. (234.3 cm3) per 1" depth
Dimensions – A	6.00" (152.4)	6.00" (152.4)	6.00" (152.4)
Dimensions – B	3.60" (91.4)	6.82" (173.2)	10.04" (255.0)
Dimensions – C	5.42" (137.7)	5.42" (137.7)	5.42" (137.7)
Dimensions – D	6.90" (175.3)	6.90" (175.3)	6.90" (175.3)
Dimensions – E	5.44" (138.2)	8.66" (220.0)	11.87" (301.5)
Hubs	(4) 1¼"	(6) 1¼"	(8) 1¼"
Reducers	(4) 1" to ¾" and (4) 1¼" to 1"	(6) 1" to ¾" and (6) 1¼" to 1"	(8) 1" to ¾" and (8) 1¼" to 1"
Concrete Cover Included	✓	✓	✓
Closure Plugs Included	✓	✓	✓
Removable LV Barrier	–	✓	✓

Note: UL File Number E92074.

*Suitable for single service applications only.

Flush Rectangular Non-Metallic Covers and Flanges*

Required Components for Carpet Applications

Carpet Flanges				Cover with Duplex and Style Line® decorator inserts included		
Number of Gangs	1-Gang	2-Gang	3-Gang	One Required per Gang		
Dimensions	6.00" x 4.88"	6.00" x 8.13"	6.00" x 11.35"	4.15" x 2.97"		
Black	PFBRFBL1	PFBRFBL2	PFBRFBL3	PFBR826BLA		
Brown	PFBRFBR1	PFBRFBR2	PFBRFBR3	PFBR826BRA		
Gray	PFBRFGY1	PFBRFGY2	PFBRFGY3	PFBR826GYA		
Ivory	PFBRFI1	PFBRFI2	PFBRFI3	PFBR826IA		
				<p>Cover</p>	<p>Duplex Insert</p>	<p>Style Line® Decorator Insert</p>

Required Components for Tile Applications

Mounting Collar		Cover with Duplex and Style Line® decorator inserts included		
One Required per Gang	Cover Frame	One Required per Gang	One Required per Gang	
	Dim. 4.47" x 3.25"		4.15" x 2.97"	
PFBRMC	PFBRFRA	PFBR826GYA		
		<p>Cover</p>	<p>Duplex Insert</p>	<p>Style Line® Decorator Insert</p>

Note: *Flush rectangular non-metallic covers and flanges are UL listed only. Not CSA certified.

Dimensions in Inches (mm)

Flush Rectangular Non-Metallic Floor Boxes with Metal Covers

Dimensions Inches (mm)

Style	1-Gang	2-Gang	3-Gang
	<p>PFBRG1*</p>	<p>PFBRG2</p>	<p>PFBRG3</p>
Min. Depth of Pour	3.00" (76.2)	3.00" (76.2)	3.00" (76.2)
Adjustability	Fully	Fully	Fully
Cubic Inch (cm3) Capacity Per Gang	14.3 cu. in. (234.3 cm3) per 1" depth	14.3 cu. in. (234.3 cm3) per 1" depth	14.3 cu. in. (234.3 cm3) per 1" depth
Dimensions – A	6.00" (152.4)	6.00" (152.4)	6.00" (152.4)
Dimensions – B	3.60" (91.4)	6.82" (173.2)	10.04" (255.0)
Dimensions – C	5.42" (137.7)	5.42" (137.7)	5.42" (137.7)
Dimensions – D	6.90" (175.3)	6.90" (175.3)	6.90" (175.3)
Dimensions – E	5.44" (138.2)	8.66" (220.0)	11.87" (301.5)
Hubs	(4) 1 1/4"	(6) 1 1/4"	(8) 1 1/4"
Reducers	(4) 1" to 3/4" and (4) 1 1/4" to 1"	(6) 1" to 3/4" and (6) 1 1/4" to 1"	(8) 1" to 3/4" and (8) 1 1/4" to 1"
Concrete Cover Included	✓	✓	✓
Closure Plugs Included	✓	✓	✓
Removable LV Barrier	-	✓	✓

Note: UL File Number E92074.

*Suitable for single service applications only.

Flush Rectangular Metal Covers and Flanges

Required Components for Carpet and Tile Applications

Adapter Collar (One required per gang)	Adapter Frame with Grounding Lug (One required per gang) Dim. 4.36" x 3.20"
Gray PFBRAC	Brass S5017G Aluminum SA5017G

Flush Rectangular Metal Covers and Flanges

Required Components for Carpet and Tile Applications

Adapter Collar (One required per gang)
Gray PFBRAC

Carpet Flanges (Not Required for Tile Applications)

Tapered Flange

Number of Gangs	1-Gang	2-Gang	3-Gang
Dimensions	6.00" x 4.85"	6.00" x 8.13"	6.00" x 11.34"
Brass	SB3083	SB3084	SB3085
Aluminum	SA3083	SA3084	SA3085



Rectangular Flanges (Required)

Number of Gangs	1-Gang	2-Gang	3-Gang
Dimensions	6.00" x 4.85"	6.00" x 8.13"	6.00" x 11.34"
Brass	SB3083W	SB3084W	SB3085W
Aluminum	SA3083W	SA3084W	SA3085W



Covers – One Required per Gang

	S3825 SA3825	S3625 SA3625	S3826 SA3826	S2425 SA2425	S2625 SA2625	S2825 -	S3813 SA3813
Brass							
Aluminum							
Dimensions	4.15" x 2.99"						
	Duplex Flap	Duplex Screw	Style Line® Decorator Opening	2 1/8" x 3/4" Combination	2 1/8" x 1" Combination	2 1/8" Single Receptacle	Blank

Dimensions in Inches (mm)

Flush Rectangular Cast Iron Floor Boxes, for Use In Concrete Floors

Dimensions Inches (mm)

Style	Cast Iron													
	1-Gang Deep		2-Gang Deep		3-Gang Deep		1-Gang Shallow		2-Gang Shallow		3-Gang Shallow			
Collar Material:	B2436* B243641*		B4233 B423341		B4333 B433361		B2437* BA2437*		B2414* BA2414*		B4214 BA4214		B4314 BA4314	
	BA2436* BA243641*		BA4233 BA423341		BA4333 BA433361									
Min. Depth of Pour	3.75" (95.3)		3.75" (95.3)		3.75" (95.3)		3.00" (76.2)		2.00" (50.8)		2.00" (50.8)		2.00" (50.8)	
Adjustability	Fully		Fully		Fully		Fully		Semi		Semi		Semi	
Before Pour External Height Adjustment	1.25" (31.8)		1.25" (31.8)		1.25" (31.8)		1.25" (31.8)		1.25" (31.8)		1.25" (31.8)		1.25" (31.8)	
After Pour Internal Height Adjustment	.38" (9.5)		.63" (15.9)		.63" (15.9)		.38" (9.5)		-		-		-	
Cubic Inch (cm ³) Capacity Per Gang	33.0 cu. in. (540.7 cm ³)		36.5 cu. in. (598.1 cm ³)		34.8 cu. in. (570.3 cm ³)		30.0 cu. in. (491.7 cm ³)		16.0 cu. in. (262.2 cm ³)		16.0 cu. in. (262.2 cm ³)		16.0 cu. in. (262.2 cm ³)	
Dimensions – A	3.20" (81.3)		3.38" (85.9)		3.38" (85.9)		2.90" (73.7)		2.00" (50.8)		2.00" (50.8)		2.00" (50.8)	
Dimensions – B	4.69" (119.1)		4.84" (122.9)		4.90" (122.5)		4.69" (119.1)		5.46" (138.7)		5.46" (138.7)		5.46" (138.7)	
Dimensions – C	4.69" (119.1)		8.06" (204.7)		11.41" (289.8)		4.69" (119.1)		4.19" (106.4)		7.49" (190.2)		10.7" (271.8)	
Dimensions – D	4.36" (110.7)		4.36" (110.7)		4.36" (110.7)		4.36" (110.8)		4.38" (111.3)		4.38" (111.3)		4.38" (111.3)	
Dimensions – E	3.19" (81.0)		6.42" (163.1)		9.64" (244.9)		3.20" (81.3)		3.19" (81.0)		6.38" (162.1)		9.56" (242.8)	
Threaded Access Holes	(4) 3/4" (4) 1"		(6) 3/4" (4) 1" & (2) 3/4"		(8) 3/4" (6) 1" & (2) 3/4"		(4) 3/4"		(2) 3/4"		(4) 3/4"		(6) 3/4"	
Concrete Cover Included	✓		✓		✓		✓		✓		✓		✓	
Closure Plugs Included	✓		✓		✓		✓		✓		✓		✓	
Removable LV Barrier	-		✓		✓		-		-		-		-	

Note: UL File Number E92074.
CSA File Number LR18416.
*Suitable for single service applications only.

Carpet Flanges

Tapered Flange			
Number of Gangs	1-Gang	2-Gang	3-Gang
Dimensions	6.00" x 4.85"	6.00" x 8.13"	6.00" x 11.34"
Brass	SB3083	SB3084	SB3085
Aluminum	SA3083	SA3084	SA3085
Clear Polycarbonate	S3083	S3084	S3085

Covers – One Required per Gang

Brass	S3825	S3625	S3826	S2425	S2625	S2825	S3813
Aluminum	SA3825	SA3625	SA3826	SA2425	SA2625	—	SA3813
Dimensions	4.15" x 2.99"						
	Duplex Flap	Duplex Screw	Style Line® Decorator Opening	2 1/8" x 3/4" Combination	2 1/8" x 1" Combination	2 1/8" Single Receptacle	Blank

Dimensions in Inches (mm)

Flush Rectangular Stamped Steel Floor Boxes, for Use In Concrete Floors

Dimensions Inches (mm)

Style	Stamped Steel							
	1-Gang Deep	2-Gang Deep	3-Gang Deep	1-Gang Shallow	2-Gang Shallow	3-Gang Shallow	1-Gang Deep	1-Gang Shallow
								
Collar Material: Brass Aluminum	B2431* BA2431*	B2432 BA2432	B2433 BA2433	B2421* BA2421*	B2422 BA2422	B2423 BA2423	B2427* BA2427*	B2429* BA2429*
Min. Depth of Pour	3.75" (95.3)	3.75" (95.3)	3.75" (95.3)	2.75" (69.9)	2.75" (69.9)	2.75" (69.9)	4.00" (101.6)	3.00" (76.2)
Adjustability	Fully	Fully	Fully	Fully	Fully	Fully	Fully	Fully
Before Pour External Height Adjustment	1.25" (31.8)	1.25" (31.8)	1.25" (31.8)	1.25" (31.8)	1.25" (31.8)	1.25" (31.8)	1.25" (31.8)	1.25" (31.8)
After Pour Internal Height Adjustment	.50" (12.7)	.50" (12.7)	.50" (12.7)	.50" (12.7)	.50" (12.7)	.50" (12.7)	.38" (9.5)	.38" (9.5)
Cubic Inch (cm3) Capacity Per Gang	60.0 cu. in. (983.2 cm3)	52.8 cu. in. (865.2 cm3)	50.8 cu. in. (832.5 cm3)	39.5 cu. in. (647.3 cm3)	35.0 cu. in. (573.5 cm3)	34.0 cu. in. (557.2 cm3)	54.0 cu. in. (884.9 cm3)	37.3 cu. in. (611.2 cm3)
Dimensions – A	3.72" (94.5)	3.72" (94.5)	3.72" (94.5)	2.74" (69.6)	2.74" (69.6)	2.74" (69.6)	3.90" (99.1)	2.81" (71.4)
Dimensions – B	4.81" (122.2)	4.81" (122.2)	4.81" (122.2)	4.81" (122.2)	4.81" (122.2)	4.81" (122.2)	4.81" (122.2)	4.81" (122.2)
Dimensions – C	6.00" (152.4)	9.25" (235.0)	12.50" (317.5)	6.00" (152.4)	9.25" (235.0)	12.50" (317.5)	6.00" (152.4)	6.00" (152.4)
Dimensions – D	4.38" (111.3)	4.38" (111.3)	4.38" (111.3)	4.38" (111.3)	4.38" (111.3)	4.38" (111.3)	4.38" (111.2)	4.38" (111.2)
Dimensions – E	3.19" (81.0)	6.44" (163.6)	9.67" (245.6)	3.19" (81.0)	6.44" (163.6)	9.67" (245.6)	3.19" (81.0)	3.19" (81.0)
Knockouts – Sides	(1) 3/4", 1", 1 1/4"	(2) 3/4", 1", 1 1/4"	(3) 3/4", 1", 1 1/4"	(2) 1/2", (1) 3/4"	(4) 1/2", (1) 3/4"	(6) 1/2", (1) 3/4"	(1) 1/2", (1) 1 1/4"	(2) 1/2", (1) 3/4"
Knockouts – Ends	(1) 3/4", 1", 1 1/4"	(1) 3/4", 1", 1 1/4"	(1) 3/4", 1", 1 1/4"	(1) 1/2", (1) 3/4"	(2) 1/2", (1) 3/4"	(2) 1/2", (1) 3/4"	(1) 3/4", (1) 1"	(1) 1/2", (1) 3/4"
Knockouts – Bottom	(2) 3/4", 1", 1 1/4"	(4) 3/4", 1", 1 1/4"	(6) 3/4", 1", 1 1/4"	(2) 3/4", 1", 1 1/4"	(4) 3/4", 1", 1 1/4"	(6) 3/4", 1", 1 1/4"	(3) 1/2", (2) 3/4"	(3) 1/2", (2) 3/4"
Concrete Cover Included	✓	✓	✓	✓	✓	✓	✓	✓
Closure Plugs Included	-	-	-	-	-	-	-	-
Removable LV Barrier	-	✓	✓	-	✓	✓	-	-

Note: UL File Number E92074.

CSA File Number LR18416.








*Suitable for single service applications only.

Carpet Flanges

Tapered Flange

Number of Gangs	1-Gang	2-Gang	3-Gang
Dimensions	6.00" x 4.85"	6.00" x 8.13"	6.00" x 11.34"
Brass	SB3083	SB3084	SB3085
Aluminum	SA3083	SA3084	SA3085
Clear Polycarbonate	S3083	S3084	S3085

Covers – One Required per Gang

	S3825 SA3825	S3625 SA3625	S3826 SA3826	S2425 SA2425	S2625 SA2625	S2825 -	S3813 SA3813
Brass							
Aluminum							
Dimensions	4.15" x 2.99"						
	Duplex Flap	Duplex Screw	Style Line® Decorator Opening	2 1/8" x 3/4" Combination	2 1/8" x 1" Combination	2 1/8" Single Receptacle	Blank

Dimensions in Inches (mm)

Flush Floor Boxes for Wooden Floors

Dimensions Inches (mm)

Style		Rectangular Stamped Steel			Round Cast Iron	
		1-Gang	2-Gang	3-Gang	1-Gang	1-Gang
		B2481*	B2482	B2483	B2588*	B2588275*
Adjustability		Semi	Semi	Semi	Non	Non
Cubic Inch (cm3) Capacity Per Gang		42.0 cu. in. (658.3 cm3)	42.5 cu. in. (696.5 cm3)	42.5 cu. in. (696.5 cm3)	18.5 cu. in. (303.2 cm3)	18.5 cu. in. (303.2 cm3)
Dimensions – A		3.13" (79.5)	3.13" (79.5)	3.13" (79.5)	3.65" (92.7)	3.65" (92.7)
Dimensions – B		4.50" (114.3)	4.50" (114.3)	4.50" (114.3)	3.22" (81.8)	3.22" (81.8)
Dimensions – C		3.20" (81.3)	6.42" (163.1)	9.64" (244.9)	4.09" (103.9)	4.09" (103.9)
Threaded Access Holes		–	–	–	Bottom (2) 1/2"	Sides (2) 3/4" Bottom (2) 1/2"
Knockouts – Sides		(1) 1/2", 3/4", 1"	(2) 1/2", 3/4", 1"	(3) 1/2", 3/4", 1"	–	–
Knockouts – Ends		–	–	–	–	–
Knockouts – Bottom		(1) 1/2" - 1/4"	(2) 1/2" - 1/4"	(3) 1/2" - 1/4"	–	–
Debris Cover Included		✓	✓	✓	–	–
Closure Plugs Included		–	–	–	✓	✓
Removable LV Barrier		–	✓	✓	–	–

Note: UL File Number E31999. CSA File Number LR18416.
*Suitable for single service applications only.

Rectangular Flanges (Required)

	SB3083W Aluminum	SB3084W Aluminum	SB3085W Aluminum
No. of Gangs	1-Gang	2-Gang	3-Gang
Dimensions	6.00" x 4.85"	6.00" x 8.13"	6.00" x 11.34"

Round Flanges

S3182 Aluminum	S3082 Aluminum
5.25" Dia.	6.25" Dia.

Round Covers (3.88" Dia.)

S3925 Aluminum	S3725 Aluminum	S2525 Aluminum
Duplex Flap	Duplex Screw	2 1/8" x 3/4" Comb.

Covers – One Required per Gang

	S3825 Aluminum	S3625 Aluminum	S3826 Aluminum	S2425 Aluminum
	Duplex Flap	Duplex Screw	Style Line® Decorator Opening	2 1/8" x 3/4" Combination

	S2625 Aluminum	S2825 Aluminum	S3425 Aluminum	S3813 Aluminum
	2 1/8" x 1" Combination	2 1/8" Single Receptacle	2 3/8" Single Receptacle	Blank

Round Covers

	S2725 Aluminum	S2925 Aluminum	S3525 Aluminum	S3325 Aluminum
	2 1/8" x 1" Comb.	2 1/8" Single Receptacle	2 3/8" Single Receptacle	2 1/8" Single Rec. (Terrazzo Floor)

One Piece Brass Cover and Carpet Flange

	SF3925 Aluminum	SF2525 Aluminum	SF2725 Aluminum	SF2925 Aluminum
	Duplex Flap	2 1/8" x 3/4" Combination	2 1/8" x 1" Combination	2 1/8" Single Receptacle

Dimensions in Inches (mm)

Floor Box Cover to Receptacle Compatibility Chart

Cover Style		Terrazzo (2½")	2¾"	2½"	Duplex Flap	Duplex Plug	Style Line®
Round		S3325	S3525	S(A)2925 S(A)2725 S(A)2525	S(A)3925	S(A)3725	
Rectangular			S3425	S2825 S(A)2625 S(A)2425	S(A)3825	S(A)3625	S(A)3826
Rating	NEMA Config.						
2P, 3W 15A, 125V	5-15R	HBL5251 HBL5261 IG5261	HBL5251 HBL5261 IG5261	HBL5251 HBL5261 IG5261	5252AB 5262B CR5252IG HBL5252 HBL5262 IG5262	5252AB 5262B CR5252IG HBL5252 HBL5262 IG5262	HBL2152 IG2152 GFRST15 HBL5260SA HBL5262SA
2P, 3W 15A, 125V	L5-15R	HBL4710 IG4710	HBL4710 IG4710	HBL4710 IG4710	HBL4700 IG4700A HBL4792 HBL4794 HBL4795	HBL4700 IG4700A HBL4792 HBL4794 HBL4795	
2P, 3W 15A, 250V	6-15R	HBL5661 IG5661	HBL5661 IG5661	HBL5661 IG5661	HBL5652 HBL5662 IG5662	HBL5652 HBL5662 IG5662	
2P, 3W 15A, 250V	L6-15R	HBL4560 IG4560	HBL4560 IG4560	HBL4560 IG4560	HBL4550 IG4550A	HBL4550 IG4550A	
2P, 3W 15A, 277V	7-15R				HBL5302	HBL5302	
2P, 3W 15A, 277V	L7-15R	HBL4760	HBL4760	HBL4760	HBL4750	HBL4750	
2P, 3W 20A, 125V	5-20R	HBL5361 IG5361	HBL5361 IG5361	HBL5361 IG5361	5352AB 5362B CR5352IG HBL5352 HBL5362 IG5362	5352AB 5362B CR5352IG HBL5352 HBL5362 IG5362	HBL2162 IG2162 GFRST20 HBL5360SA HBL5362SA
2P, 3W 20A, 125V	5-20R				HBL5392	HBL5392	
2P, 3W 20A, 125V	L5-20R	HBL2310 IG2310	HBL2310 IG2310	HBL2310 IG2310			
2P, 3W 20A, 250V	6-20R	HBL5461 IG5461	HBL5461 IG5461	HBL5461 IG5461	HBL5462 IG5462	HBL5462 IG5462	
2P, 3W 20A, 250V	L6-20R	HBL2320 IG2320	HBL2320 IG2320	HBL2320 IG2320			
2P, 3W 30A, 125V	L5-30R	HBL2610 IG2610	HBL2610 IG2610	HBL2610 IG2610			
2P, 3W 30A, 250V	L6-30R	HBL2620 IG2620	HBL2620 IG2620	HBL2620 IG2620			
3P, 4W, 20A 125/250V	14-20R	HBL8410	HBL8410	HBL8410			
	L14-20R	HBL2410 IG2410	HBL2410 IG2410	HBL2410 IG2410			
3P, 4W, 20A 3Ø 250V	15-20R	HBL8420	HBL8420	HBL8420			
	L15-20R	HBL2420 IG2420	HBL2420 IG2420	HBL2420 IG2420			
3P, 4W, 30A 125/250V	L14-30R	HBL2710 IG2710	HBL2710 IG2710	HBL2710 IG2710			
3P, 4W, 30A 3Ø 250V	L15-30R	HBL2720 IG2720	HBL2720 IG2720	HBL2720 IG2720			
3P, 4W, 30A 3Ø 600V	L17-30R	HBL2740	HBL2740	HBL2740			
4P, 5W, 20A 3ØY 120/208V	L21-20R	HBL2510 IG2510	HBL2510 IG2510	HBL2510 IG2510			
4P, 5W, 20A 3ØY 347/600V	L23-20R	HBL2530	HBL2530	HBL2530			
4P, 5W, 30A 3ØY 120/208V	L21-30R	HBL2810 IG2810	HBL2810 IG2810	HBL2810 IG2810			
4P, 5W, 30A 3ØY 347/600V	L23-30R	HBL2830	HBL2830	HBL2830			

Floor Boxes

Accessories

Protective Ring for 2½" Threaded Covers



S3061

Problem Solvers and Replacement Components

Protective Ring for 2½ Inch Threaded Covers

Description	Catalog Number
Provides mechanical and wet mop protection for plugs and receptacles (brass).	S3061

Theater Seating Floor Box



F3185

Theater Seating Floor Box

Description	Catalog Number
The theater seating floor box is nonadjustable and provides a ¼ in. threaded hub for conduit connection to theater aisle lights. It permits opening of the enclosure for wiring without disturbing above floor connections. Other features include a cast iron box with a corrosion-resistant finish and a blank steel cover. Knockouts: (¼ in. surface, ¼ in. sides, ¼ in. bottom) 18.80 cu. in. (380 cubic cm).	F3185

Adjustable Tops (Brass)



F1339

F1539

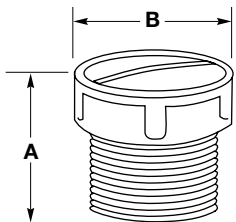
Adjustable Tops (Brass)

Brass Outlet Fittings for Conduit Systems

Future requirements for floor outlets may be accommodated by systematically studding the floor with these fittings, all radiating from one or more floor boxes, from which any changes or additions may be subsequently made by the pulling of wires from box to the outlet. Adjustment tops are male connections to be mounted on elbow or tee fittings. They provide a pre-pour adjustment and an available connection for above-floor service heads.

Description	A	B	Catalog Number
¾ in. threaded conduit size (male).	1.25" (31.8)	1.44" (36.6)	F1339
1 in. threaded conduit size (male).	1.31" (33.3)	1.75" (44.5)	F1539

Note: Adjustment: ¾ in. and 1 in. fittings permit ½ in. vertical adjustment.



Adjustable Tops

Coupling (Brass)

Couplings are utilized for straight conduit connections when a floor box is not required. The conduit stub is brought to within approximately 1¼ in. of the planned surface, and the coupling is mounted and adjusted prior to the concrete pour. Standard service heads may be mounted to the couplings as required.

Description	A	B	Catalog Number
¾ in. threaded conduit size (female).	1.44" (36.6)	1.25" (31.8)	F1340

Coupling (Brass)



F1340

Dimensions in Inches (mm)

Floor Boxes

Accessories

Experiencing a problem? Let Hubbell accessories help solve it. Hubbell stacking (adjustable) collars are the answer if the box is set too low. Need a replacement? Choose from a full line of replacement covers and fittings. Hubbell accessories also help you with the protection you need for plugs and receptacles.

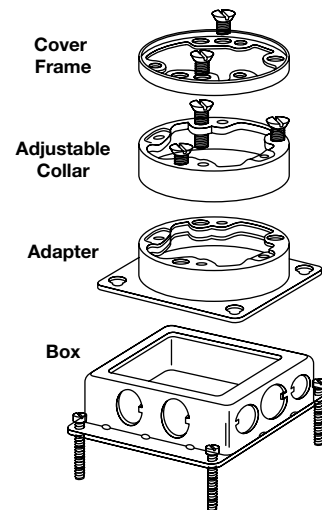
Problem Solvers and Replacement Components

Stacking (Adjustable) Collars and Frames

Designed to be used if floor box is set too low beneath the floor surface or the adjustable collar and/or adapter on the box is damaged.

If the box number is...	Extension Value	Use Collar Number
B2429, B2427, B2436 or B2437	.81" (20.5)	C2400*
B2503, B2506	1.06" (26.9)	C2504*
B2529, B2536, B2527 or B2537	1.06" (26.9)	C2500*
B4233	1.03" (26.2)	C4200*
B4333	1.03" (26.2)	C4300*

Note: *Only available as sets (collars and adapters). In cases where the adapter on the floor box is not damaged, and only stacking is required, discard the adapter and use only the collar. The adjustable collars listed above can be stacked as required to reach the floor surface. Longer screws will be required if more than one collar is stacked (screws not provided). These screws are commercially available. Flat head #12-24 UNC machine screw x (approx. length). Minor Upward Adjustments: Round or Rectangular cover frames (trim rings) may be stacked if the floor box is only slightly recessed below the floor surface.



Replacement Adjustable Collar



Replacement Cover Frames



Replacement Components for Floor Box Covers and Fittings

Box Type	Dimension	Extension Value	Catalog Number	
			Brass	Aluminum
Round	4.19" (106.4) diameter	.31" (7.9)	S5016	SA5016
Rectangular	3.19" (81.0) x 4.38" (111.2)	.31" (7.9)	S5017A	SA5017A
Rectangular, grounding	3.19" (81.0) x 4.38" (111.2)	.31" (7.9)	S5017G	SA5017G

Crown Plugs

Description	Used in the following covers	Catalog Number	
		Brass	Aluminum
¾" thread size.	S2525, SA2525, S881, S2555, S2530, S2425, SA2425, SF2525	S5012	SA5012
1" thread size.	S2725, SA2725, S2755, S2730, S2625, SA2625, SF2725	S5013	SA5013

Crown Plugs



Flush Cap Rings

Description	Used in the following covers	Catalog Number	
		Brass	Aluminum
2½" threaded plug with ¾" thread size opening.	S2525, SA2525, S881, S2555, S2530, S2425, SA2425, SF2525	S5010	SA5010
2½" threaded plug with 1" thread size opening.	S2725, SA2725, S2755, S2730, S2625, SA2625, SF2725	S5025	SA5025

Flush Cap Rings



Flush Plugs

Description	Used in the following covers	Catalog Number	
		Brass	Aluminum
¾" I.P.S. thread size.	F1339, F1340	S5002	-
1" I.P.S. thread size.	F1539	S5003	-
1½" fine thread size.	S3725, SA3725, S3625, SA3625	S5007	SA5007
2½" fine thread size.	S2925, SA2925, S88, S2930, S2955, SF2925, S2825	S5020	SA5020
2¾" fine thread size.	S3525, S3425	S5030	-

Flush Plugs



Dimensions in Inches (mm)

Fire-Classified Floor Box Solutions



Hubbell's fire-classified floor boxes are an excellent solution when there is not enough capacity in a poke through and the decking must be penetrated for electrical installations. Available in seven or eleven gang versions, our fire rated kits are compatible with our standard CFB7G6 and CFB11G6 series floor boxes.

Fire-Classified Floor Box Kits

- Preserves 2 or 3 hour fire classified floor rating
- Approved for installations using either light or normal weight concrete
- UL 514 and UL 263 Compliant
- Variety of ADA compliant cover choices for most floor types
- Four 1½ inch box bottom entry conduits

Fire-Resistant Floor Box Kit Includes

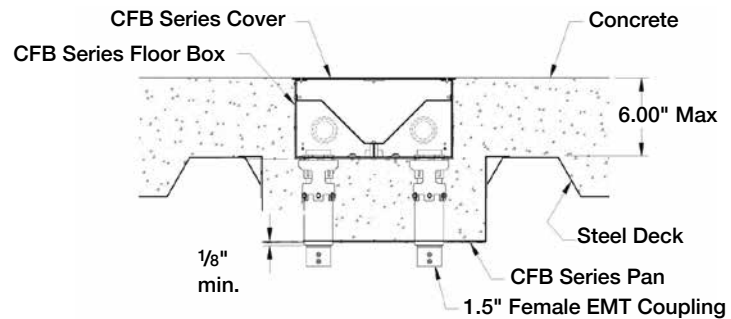
- Floor pan, conduit assemblies, hardware, leveling feet and manual
Floor box ordered separately

Installation

- For Concrete pours from 3¼ in. up to 5½ in. above upper most portion of decking
- Units can be mounted 2 ft. on center
- Fastens to deck with TEK screws or welding



CFB7G6 Floor Box above
CFB7G6FRK Installed in decking



CFB7G6/CFB11G6 Series

Fire-Classified Kit for 7-Gang Floor Box

Floor box, cover and mounting plates NOT included.

Description		Catalog Number
Bottom feed conduits.	4	CFB7G6FRK
Bottom feed conduit size.	1½ in.	
Pan dimensions.	17 ³ / ₁₆ L x 17 ³ / ₁₆ W x 6 ¹ / ₂ H in.	
Minimum depth of pour above deck roof.	3¼ in.	
Maximum depth of pour above deck roof.	5½ in.	
Adjustment screw length, four per kit.	6 in.	
Required floor box (not included).	CFB7G6	



CFB7G6FRK
Kit with **CFB7G6**

Fire-Classified Kit for 11-Gang Floor Box

Floor box, cover and mounting plates NOT included.

Description		Catalog Number
Bottom feed conduits.	4	CFB11G6FRK
Bottom feed conduit size.	1½ in.	
Pan dimensions.	20 ¹ / ₁₆ L x 17 ³ / ₁₆ W x 6 ¹ / ₂ H in.	
Minimum depth of pour above deck roof.	3¼ in.	
Maximum depth of pour above deck roof.	5½ in.	
Adjustment screw length, four per kit.	6 in.	
Required floor box (not included).	CFB11G6	



CFB11G6FRK
Kit with **CFB11G6**

Dimensions in Inches (mm)

Recessed 7- and 11-Gang Concrete Floor Boxes

Dimensions Inches (mm)

Style	CFB7G Series		CFB11G Series	
	7-Gang		11-Gang	
	CFB7G4	CFB7G6	CFB11G4	CFB11G6
Min. Depth of Pour	4.08" (103.5)	6.08" (154.3)	4.08" (103.5)	6.08" (154.3)
Adjustability	Before Pour	Before Pour	Before Pour	Before Pour
Dimensions: A	4.08" (103.5)	6.08" (154.3)	4.08" (103.5)	6.08" (154.3)
B	10.0" (254.0)	10.0" (254.0)	13.5" (342.9)	13.5" (342.9)
C	12.2" (309.9)	12.2" (309.9)	12.2" (309.9)	12.2" (309.9)
Trade Size Knockouts:				
Sidewalls	(4) x 1", 1/4" Concentric	(4) x 1", 1/4", 1/2" Concentric	(4) x 1", 1/4" Concentric	(4) x 1", 1/4", 1/2" Concentric
Back	(3) x 1", 1/4", 1/2" Concentric; (1) x 2"	(3) x 1", 1/4", 1/2" Concentric; (1) 2"	(2) 3/4", 1" Concentric; (4) 1", 1/4", 1/2" Concentric, (1) 2"	(2) 3/4", 1" Concentric; (4) 1", 1/4", 1/2" Concentric, (1) 2"
Bottom	(4) x 1", 1/4", 1/2" Concentric	(4) x 1", 1/4", 1/2" Concentric	(5) 1", 1/4", 1/2" Concentric; (2) 3/4", 1" Concentric	(5) 1", 1/4", 1/2" Concentric; (2) 3/4", 1" Concentric
Side View Depth behind mounting plate	 X - 1.01" Y - 2.41" Z - 3.51"	X - 2.37" Y - 3.77" Z - 3.65"	X - 1.02" Y - 2.42" Z - 3.50"	X - 2.37" Y - 3.81" Z - 3.72"
Accepts industry standard size wallplates (sold separately)	(1) 1-Gang (1) 2-Gang (1) 4-Gang	(1) 1-Gang (1) 2-Gang (1) 4-Gang	(2) 1-Gang (1) 3-Gang (1) 6-Gang	(1) 2-Gang (1) 3-Gang (1) 6-Gang
Interior Configuration				

Note: UL File Number E31999. CSA File Number LR18416.
See page P-34 for CFB0GPAN4 on-grade barrier.

Floor Box Covers

CFB7G Series				CFB11G Series			
Brass	Aluminum	Black	Stainless Steel	Brass	Aluminum	Black	Stainless Steel
Flange and cover; Beveled edge for carpet, 1/4" Edging				Flange and cover; Beveled edge for carpet, 1/4" Edging			
CFB7CVRBRS	CFB7CVRALU	CFB7CVRBLK	-	CFB11CVRBRS	CFB11CVRALU	CFB11CVRBLK	-
Flange and cover; Square edge for tile, 1/2" Edging				Flange and cover; Square edge for tile, 1/2" Edging			
CFB7TBRS	CFB7TALU	-	-	CFB11TBRS	CFB11TALU	-	-
Flange and cover; No Edging*				Flange and cover; No Edging*			
-	-	CFB7CVRCLBK	CFB7CVRCSS	-	-	CFB11CVRCLBK	CFB11CVRCSS

Note: Covers provide a recessed area, allowing floor covering to be inserted.
*Not UL Listed or CSA Certified.

Dimensions in Inches (mm)

Recessed 8-Gang Ballroom Series Floor Boxes

Dimensions Inches (mm)

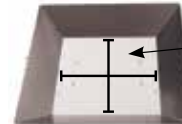
Style	CFB8FC Series	
	8-Gang	8-Gang
	 CFB8FC1	 CFB8FC2
Application	Carpet	Tile, Finished Concrete
Min. Depth of Pour	6.95" [177mm]	7.15" [182mm]
Adjustability	Before Pour	Before Pour
Dimensions:	A 6.95" (176.5) B 15.00" (176.5) C 13.00" (330.2)	A 7.15" (181.6) B 14.75" (374.7) C 12.75" (323.9)
Trade Size Knockouts:	Sidewalls (4) x 1.5", 1.25", 1" concentric Back (4) x 1.5", 1.25", 1" concentric Bottom (4) x 1.5", 1.25", 1" concentric	Sidewalls (4) x 1.5", 1.25", 1" concentric Back (4) x 1.5", 1.25", 1" concentric Bottom (4) x 1.5", 1.25", 1" concentric
Side View Depth behind mounting plate	 X = 2.27" (57.7) Y = 4.01" (101.9) Z = 3.13" (79.5)	 X = 2.27" (57.7) Y = 4.01" (101.9) Z = 3.13" (79.5)
Accepts industry standard size wallplates (sold separately) 4.63" Maximum Cover Height	One, two, three and four gang plates. Customer configuration dependant.	One, two, three and four gang plates. Customer configuration dependant.

Accessories

On-grade Barrier

The on-grade barrier is intended for use on installations at grade level. This accessory is installed prior to the concrete pour and provides a barrier between the soil. The on-grade barrier comes with leveling feet and anchor points.

CFBOGPAN4



Pour Pan Dimensions:
15.75 in. sq.
4 in. depth

Covers

All ballroom floor box covers are machined from Aluminum and have no additional finish options

	CFB8FC1 Covers		CFB8FC2 Covers	
Carpet Cover, with 2 egress doors (0.20" depth)	CFB8CVRALU1	-	-	-
Flush cover, with 2 egress doors	-	-	CFB8CVRALU2	-
Blank box cover	-	CFB8JBC1	-	CFB8JBC2
Cover Load Ratings*:				
Recommended Loading	20,000 lb	20,000 lb	20,000 lb	20,000 lb
Maximum Load	40,000 lb	40,000 lb	40,000 lb	40,000 lb

Note: *Load applied through 3" (76mm) mandrel in center of cover. Loads are static and don't apply to rolling loads.

Dimensions in Inches (mm)

Above-Floor Service Fittings (Single Service)

Hubbell offers a variety of above-floor service pedestals to satisfy just about any requirement. Large capacity enables a choice of services—you can even create your own unique pedestal to satisfy specific requirements. Above floor service fittings are ideal for furniture feed applications.

Pedestals – Metallic – LO-CON (single service only)

Traditional metallic pedestals with die-cast aluminum frame, brushed aluminum housing and stainless steel faceplates. These pedestals are offered as component parts. They mount on floor box covers or floor deck/duct systems with $\frac{3}{4}$ inch or 1 inch threaded openings.

Create Pedestal – Create your own pedestal to meet specific service requirements. Order housing, face plates and devices separately.

Description	Catalog Number
Frame, housing, $\frac{3}{4}$ in. chase nipple, without plates.	SC3098A
Frame, housing, 1 in. chase nipple, without plates.	SC3099A
Blank plate.	SS309B
Telephone bushing with 1 in. I.D. and (2) $\frac{3}{8}$ in. KO for coax.	SS309T
Single receptacle plate with 1.39 in. (35.3) opening.	SS309S
Duplex receptacle plate.	SS309D
Style Line® decorator plate.	SS309DS

Furniture Feed Plates – Use with SC3098A or SC3099A housings to feed furniture systems in office settings or display cases in retail applications.

Description	Catalog Number
Aluminum plate with $\frac{3}{4}$ in. trade size knockout.	SS309SF
Aluminum plate, blank.	SS309BF

Note: When using SS309SF on Hubbell's LO-CON pedestals, SS309BF must be used on the opposite side.

Pedestals – Specialized Service – Large Capacity Pedestals (single service only)

Designed to accommodate receptacles up to 50A (4-gang only). These brushed aluminum pedestals are furnished with either a $\frac{3}{4}$ inch or 1 inch hub and are designed for mounting to floor box covers with $\frac{3}{4}$ inch or 1 inch threaded openings. Create your own unique pedestal with a wide choice of stainless steel plates and devices.

Description (2-Gang Housing)	Catalog Number
2-gang (front and back) with $\frac{3}{4}$ in. hub.	SA6685
2-gang (front and back) with 1 in. hub.	SA6686

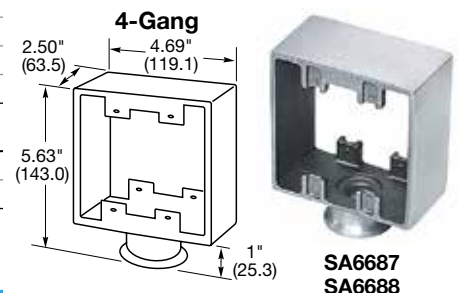
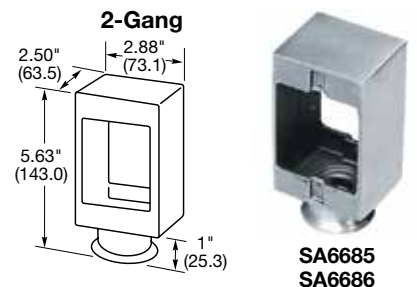
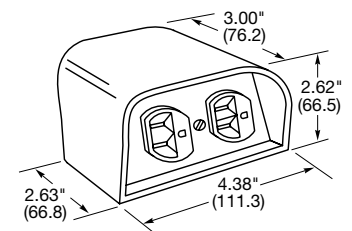
Plate Option – 1-Gang

Description	Catalog Number
Duplex opening.	SS8
Style Line® decorator opening.	SS26
Single receptacle opening – boss diameter 1.36 to 1.39 in. (34.5 to 35.3).	SS7
Single receptacle opening – boss diameter 1.55 to 1.58 in. (39.4 to 40.1).	SS720
Blank plate.	SS13

Description (4-Gang Housing)	Catalog Number
4-gang (2 front and 2 back), with $\frac{3}{4}$ in. hub.	SA6687
4-gang (2 front and 2 back), with 1 in. hub.	SA6688

Plate Option – 2-Gang

Description	Catalog Number
Two duplex openings.	SS82
Two Style Line® decorator openings.	SS262
Two single receptacle openings – boss diameter 1.36 to 1.39 in. (34.5 to 35.3).	SS72
Single receptacle opening – boss diameter 2.41 to 2.44 in. (61.2 to 62.0).	SS701
Single receptacle opening – boss diameter 2.09 to 2.13 in. (53.1 to 54.1).	SS703
Blank plate.	SS23



Dimensions in Inches (mm)

Features and Benefits

Convention Center Utility Boxes

Painted Galvanized Steel Box (14 Gauge G90)

- Cost effective, corrosion resistant paint. Suitable for both on and above-grade applications

Stainless Steel Box (14 Gauge 304)

- Corrosion resistant enclosure suitable for both on and above-grade applications

Listings/Requirements

- UL Listed and CSA Certified
- Meets UL514 requirements for Scrub Water and prevents water, dirt and debris from entering the electrical devices




HBLSCCUBPDW

HBLSCCUBPDWSS

Power and Data Panels**

Custom manufactured and pre-wired to your project specifications. Panel options include 100A pin and sleeve, 20A and 30A Twist-Lock®, 20A GFCI, isolated ground or industrial straight blade devices. Optional circuit breaker protection is available. Up to two gangs available for audio/video/data communication requirements. Both power and data panels are shipped separately after the boxes have been set in concrete.

*Note: **Contact Hubbell for available configurations of power and data panels.*



Box Design

- Separate enclosure to keep water away from electrical components
- Hooks for tying onto rebar
- 2-gang low voltage compartment
- Custom built panels that accept a wide variety of electrical configurations



Cover Design

- Heavy duty covers, 32,000 lb. load capacity with 2x safety factor



Adjustability

- 4 inch pre-pour adjustability



Air/Water Only Inside View

- Separate enclosure for compressed air/water utilities, prevents air and water from coming in contact with electrical services
- 2 inch drain



Stand Alone Power/Data Box

- Custom manufactured and pre-wired to your project specifications
- Optional circuit breaker protection is available
- Up to 2-gangs available for audio/video/data communication requirements



Power/Data Box Inside View

- Up to 2-gangs of data
- 20A and 30A devices
- Circuit breakers
- Up to 100A pin and sleeve
- 150A maximum capacity

Convention Center Utility Boxes

Metallic Convention Center Utility Boxes*

Steel Convention Center Utility Box	Painted Galvanized Steel Box	Stainless Steel Box
with Cover for Power and Data/Communications.	HBLSCCUBPD	HBLSCCUBPDSS
with Cover for Power, Data/Communications and Air/Water Box.	HBLSCCUBPDW	HBLSCCUBPDWSS
with Cover for Air/Water Only.	HBLSCCUBW	HBLSCCUBWSS

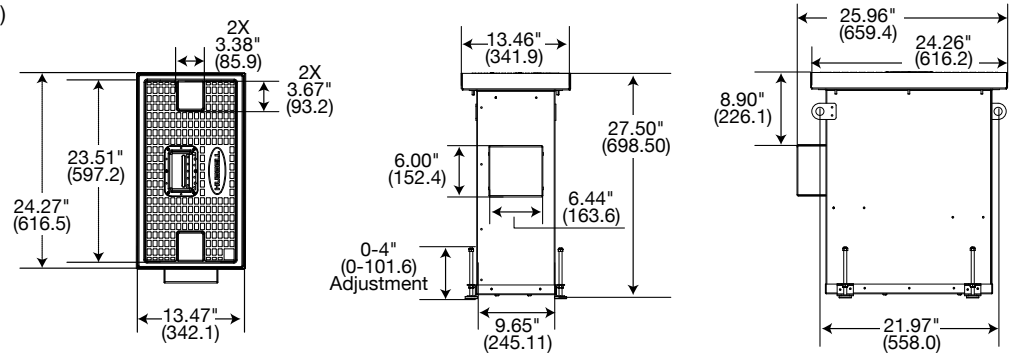
Note: *All boxes provided with temporary galvanized steel concrete covers.

Painted Galvanized or Stainless Steel Metallic Box

Stand Alone Power/Data

HBLSCCUBPD (Painted Galvanized)

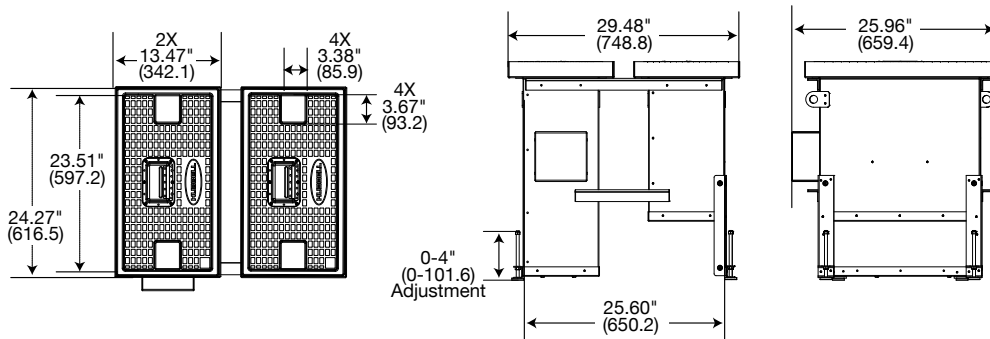
HBLSCCUBPDSS (Stainless Steel)



Combination Power/Data/Water

HBLSCCUBPDW (Painted Galvanized)

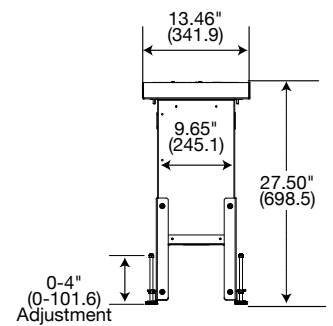
HBLSCCUBPDWSS (Stainless Steel)



Stand Alone Water/Air Box

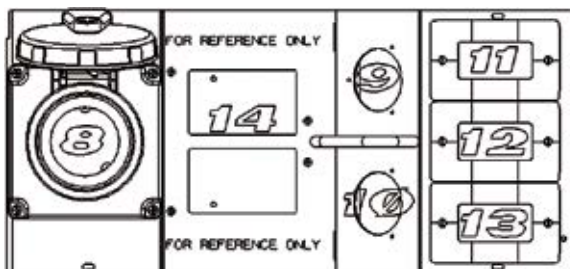
HBLSCCUBW (Painted Galvanized)

HBLSCCUBWSS (Stainless Steel)



Pre-Wired Power Panels

Convention Center Power Panels are custom built to order and pre-wired in the factory to make installation quick and easy. Please contact the factory to configure a power panel for your specific needs.



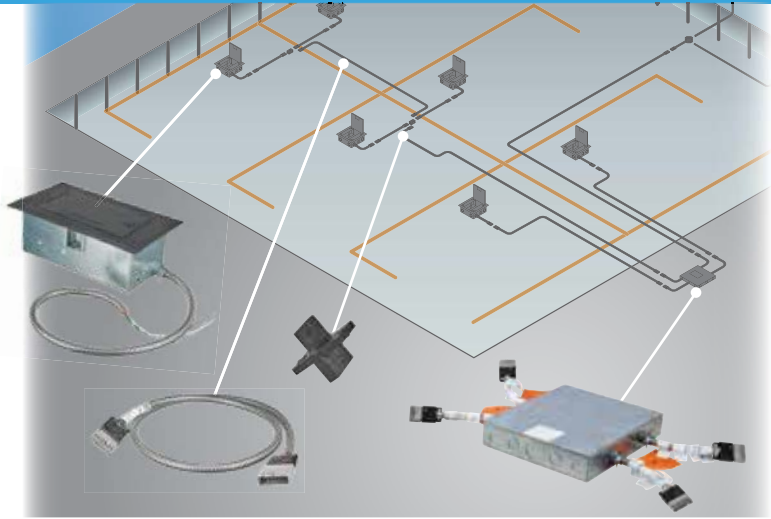
Position	Device Options
8	Qty. (1) Pin and Sleeve Receptacle 100A.
9 & 10	Qty. (2) Twist-Lock® Receptacles (20A or 30A).
11,12,13	Qty. (3) Duplex Receptacles (20A Standard, GFCI or Isolated Ground).
14	Load Center for Circuit Breakers, 8-Pole Positions Max.

Dimensions in Inches (mm)

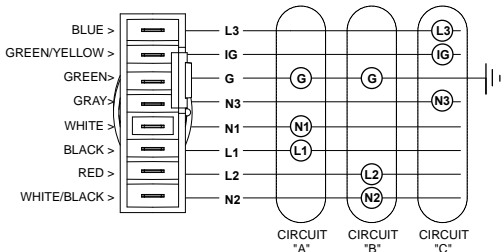
Floor Boxes

CONNEXION Zone Distribution System

The Hubbell CONNEXION 2.0 Zone Distribution System is a factory assembled, flexible, modular plug-n-play system that delivers power in raised floor installations. This unique system increases the value of the infrastructure and meets the challenges posed by new construction and renovation in commercial offices, retail outlets and educational facilities. By improving cable management, enhancing flexibility, and reducing administration expense, the CONNEXION 2.0 Zone Distribution System allows power needs to be addressed in a timely and effective manner. The basic CONNEXION 2.0 building blocks are shown below.



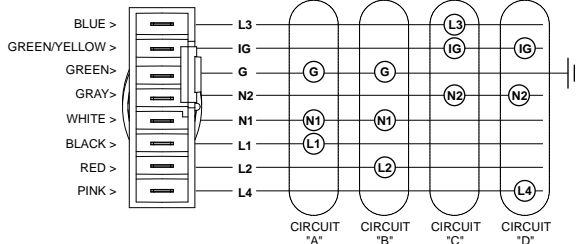
3/3/2 System Configuration (3-Hots, 3-Neutrals, 2-Grounds)



Appropriate for a 120/208 volt 3ØY power distribution and dedicated neutrals are desired.

- Three circuit capacity.
- Isolated ground capability for sensitive equipment.
- Each circuit has its own #12 AWG neutral.
- Component Rating: 20 amperes at 120/208 volt.
- 8-Wires (3 hots, 3 neutrals, 1 equipment ground, 1 isolated ground).

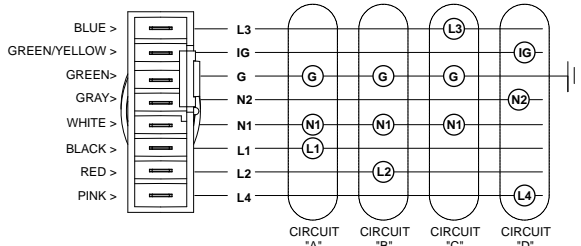
4/2/2 System Configuration (4 Hots, 2 Neutrals, 2 Grounds) 2 + 2 Wiring Configuration



Appropriate in areas where shared neutral conductors are utilized.

- Two circuits share one #10 AWG neutral to manage harmonics for general purpose.
- Two additional circuits share one #10 AWG neutral to manage harmonics for general purpose.
- Isolated ground capability for sensitive equipment.
- Component Rating: 20 amperes at 120/208 volt.
- 8-Wires (4 hots, 2 neutrals, 1 equipment ground, 1 isolated ground).

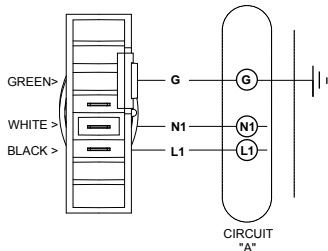
4/2/2 System Configuration (4 Hots, 2 Neutrals, 2 Grounds) 3+ 1 Wiring Configuration



Appropriate in areas where shared neutral conductors are utilized.

- Three circuits share #10 AWG neutral to manage harmonics for general purpose.
- One circuit on dedicated #10 AWG neutral for sensitive equipment.
- Isolated ground capability for sensitive equipment.
- Component Rating: 20 amperes at 120/208 volt.
- 8-Wires (4 hots, 2 neutrals, 1 equipment ground, 1 isolated ground).

1/1/1 System Configuration (1 Hot, 1 Neutral, 1 Ground)



- One circuit capacity.
- Component Rating: 20 amperes at 120/208 volt.
- 3-Wires (1 hot, 1 neutral, 1 equipment ground).

Note: Contact factory for custom wiring configurations.

Floor Boxes

CONNEXION Zone Distribution System

2.0 Zone Boxes

Zone Box Part Number	Wiring Configuration	Output Whips	Total Number of Circuits per Box	Circuits per Whip	Home Run Connection Type
ZB332C3W1POUT*	332	1	3	3	Wire nuts to open leads
ZB332C6W2P	332	2	6	3	Wire nuts to open leads
ZB332C12W4P	332	4	12	3	Wire nuts to open leads
ZB332C3W2TC	332	2	3	3	Single Screw down terminal block
ZB332C3W4TC	332	4	3	3	Single Screw down terminal block
ZB332C6W2TM	332	2	6	3	Multi Screw down terminal block
ZB332C12W4TM	332	4	12	3	Multi Screw down terminal block
ZB422S2C4W1POUT*	422, 2+2	1	4	4	Wire nuts to open leads
ZB422S2C8W2P	422, 2+2	2	8	4	Wire nuts to open leads
ZB422S2C16W4P	422, 2+2	4	16	4	Wire nuts to open leads
ZB422S2C4W2TC	422, 2+2	2	4	4	Single Screw down terminal block
ZB422S2C4W4TC	422, 2+2	4	4	4	Single Screw down terminal block
ZB422S2C8W2TM	422, 2+2	2	8	4	Multi Screw down terminal block
ZB422S2C16W4TM	422, 2+2	4	16	4	Multi Screw down terminal block
ZB422S3C4W1POUT*	422, 3+1	1	4	4	Wire nuts to open leads
ZB422S3C8W2P	422, 3+1	2	8	4	Wire nuts to open leads
ZB422S3C16W4P	422, 3+1	4	16	4	Wire nuts to open leads
ZB422S3C4W2TC	422, 3+1	2	4	4	Single Screw down terminal block
ZB422S3C4W4TC	422, 3+1	4	4	4	Single Screw down terminal block
ZB422S3C8W2TM	422, 3+1	2	4	4	Multi Screw down terminal block
ZB422S3C16W4TM	422, 3+1	4	16	4	Multi Screw down terminal block
ZB111C1W1POUT*	111	1	1	1	Wire nuts to open leads
ZB111C2W2P	111	2	2	1	Wire nuts to open leads
ZB111C4W4P	111	4	4	1	Wire nuts to open leads
ZB111C6W6P	111	6	6	1	Wire nuts to open leads
ZB111C8W8P	111	8	8	1	Wire nuts to open leads
ZB111C1W2TC	111	2	1	1	Single Screw down terminal block
ZB111C1W4TC	111	4	1	1	Single Screw down terminal block
ZB111C1W6TC	111	6	1	1	Single Screw down terminal block
ZB111C1W8TC	111	8	1	1	Single Screw down terminal block
ZB111C2W2TM	111	2	2	1	Multi Screw down terminal block
ZB111C4W4TM	111	4	4	1	Multi Screw down terminal block
ZB111C6W6TM	111	6	6	1	Multi Screw down terminal block
ZB111C8W8TM	111	8	8	1	Multi Screw down terminal block

Note: *OUT suffix denotes single whip output zone box, which will not be further expanded.

2.0 Furniture Feeds

Furniture feeds are junction boxes which come with a pre attached power "IN" connector allowing transition to building hard-wiring underneath the raised floor.

Zone Box Part Number	Wiring Configuration	Output Whips	Total Number of Circuits per Box	Circuits per Whip	Home Run Connection Type
ZB332C3W1PIN	332	1	3	3	Wire nuts to open leads
ZB422S2C4W1PIN	422, 2+2	1	4	4	Wire nuts to open leads
ZB422S3C4W1PIN	422, 3+1	1	4	4	Wire nuts to open leads
ZB111C1W1PIN	111	1	1	1	Wire nuts to open leads

2.0 Extender Cables

Hubbell Connexion 2.0 extender cables have male (power "IN") / female (power "OUT") ends allowing them to be connected in the field as needed. Available in three different versions, 422, 332, and 111, in 5 ft. increments up to 30 ft.

422 Family	332 Family	111 Family	Length	Connectors
CEXT422MFL01	CEXT332MFL01	CEXT111MFL01	1 ft.	Male / Female
CEXT422MFL05	CEXT332MFL05	CEXT111MFL05	5 ft.	Male / Female
CEXT422MFL10	CEXT332MFL10	CEXT111MFL10	10 ft.	Male / Female
CEXT422MFL15	CEXT332MFL15	CEXT111MFL15	15 ft.	Male / Female
CEXT422MFL20	CEXT332MFL20	CEXT111MFL20	20 ft.	Male / Female
CEXT422MFL25	CEXT332MFL25	CEXT111MFL25	25 ft.	Male / Female
CEXT422MFL30	CEXT332MFL30	CEXT111MFL30	30 ft.	Male / Female
CEXT422FWL01	CEXT332FWL01	CEXT111FWL01	1 ft.	Female / Open
CEXT422FWL01XP*	CEXT332FWL01XP*	CEXT111FWL01XP*	1 ft.	Female / Open
CEXT422MWL01	CEXT332MWL01	CEXT111MWL01	1 ft.	Male / Open
CEXT422MWL01XP*	CEXT332MWL01XP*	CEXT111MWL01XP*	1 ft.	Male / Open
CEXT422MWL05	CEXT332MWL05	CEXT111MWL05	5 ft.	Male / Open
CEXT422MWL15	CEXT332MWL15	CEXT111MWL15	15 ft.	Male / Open

Note: *Standard lead length is 12 in. long. XP Suffix denotes 18 in. long leads for installations requiring extra-long wires.



Zone distribution Boxes are the core of the Connexion 2.0 system. They serve as the main interface between the conventionally connected electrical system and the labor saving Connexion 2.0 system. With a large array of knock outs, they can accept most conduit sizes when run from the circuit breaker panel. They also accept labor saving Homerun cables as part of the Connexion 2.0 system. With depth of 3 inches, the zone boxes will fit in almost any raised flooring system. Custom configurations are also available. Contact Hubbell Wiring Systems for ordering information.



2.0 Splitters

Distributes all cable conductors to up to three locations (one "IN", three "OUTS") to increase the amount of floor boxes fed from a single Zone Distribution Box output whip.

Catalog Number	Wires	Hot Circuits
SP31	3	1
SP83	8	3
SP84	8	4



2.0 Homerun Cables

The Homerun cable is a dedicated 9-conductor (#10 AWG, THHN / THWN) cable from the panel to the zone box and allows for savings by removing the need to lay conduit and pull wire.

Catalog Number	Length
ZBHR25	25 ft.
ZBHR50	50 ft.
ZBHR75	75 ft.
ZBHR100	100 ft.



Custom Pre-Wired Access Floor Boxes

Cover

- 180° cover opening
- Two large cable egress doors
- Die cast aluminum construction
- Five powder coat finishes
- ADA compliant



Box

- 16 gauge galvanized sheet metal construction

Cable Whip

- Wire leads for field termination
- Pre-wired cable whip

Features and Benefits

- Reduce job site fabrication time and installation labor
- Access Floor Box pre-wired to your specifications
 - Choose from Hubbell quality devices
 - Single or multiple circuit wiring configurations
 - Various cable lengths
- Reduce job site waste
- Pigtail terminates beneath raised floor
- Box covers available in five finishes
- UL Listed Wiring Assembly, file number E305156

Pre-Wired Raised Access Floor Box Options - Contact Hubbell Wiring Systems for Ordering Information

Box Series	Description	Cover Style	Cut Out Dimensions	Conduit Knockouts
AFB2G25PW	2-Gang, 2½" Depth	Rectangular	6¾" x 13½"	½" – ¾"
AFB2G50PW	2-Gang, 5.0" Depth	Rectangular	6¾" x 13½"	½" – 2"
AFB4G25PW	4-Gang, 2½" Depth	Rectangular	11¼" x 11⅞"	½" – ¾"
AFB4G50PW	4-Gang, 5.0" Depth	Rectangular	11¼" x 11⅞"	½" – 2"
AFB10G55PW	10-Gang, 5½" Depth	Rectangular	11" x 11¼"	½" – 2"
RAFB4PW	4-Gang, 8.0" Depth	Round	8" Diameter	½" – 2"

Products at a Glance

Featuring the unique capabilities of Hubbell's SystemOne universal cover and sub-plate design, Hubbell has expanded its floor box offering to provide industry leading flexibility while accommodating an extensive range of applications. Hubbell SystemOne is constructed to give customers the ability to create personal solutions for their most demanding, power, data and audio/video requirements.

SystemOne Recessed Raised Access and Wood Floor Applications...



2-Gang Rectangular

Ideal for applications that call for basic power and data/AV requirements. The 2-gang boxes can be used as an access point to electrical or data connections, or as a furniture feed to power interior furniture partitions. Available in two box depths, the 2 ½ in. depth works well in floors using short pedestals; the 5 in. depth is ideal for furniture feed applications. The rectangular covers are available in assorted finishes to enhance any design scheme.



4-Gang Rectangular

The Hubbell SystemOne 4-Gang Recessed Raised Access or Wood Floor Box delivers AV plus power. Similar to the 2-gang recessed raised access floor box, the 4-gang 2 ½ inch box depth provides a solution for floors using short pedestals. The 5 inch depth is ideal for applications with a lot of requirements. Rectangular covers in a variety of finishes will match any existing or new style.



4-Gang Round


With an 8 in. diameter, the Hubbell SystemOne 4-Gang Round Recessed Floor Box is ideal for use in raised access floors with pre-cut tile or wood floor coverings. With a variety of finish selections, the round covers blend in with the flooring and overall design of the building. Deep, 2 ¾ in. wiring compartments are ready to accommodate today's most advanced, high-performance power, data and AV needs to supply reliable connectivity.



10-Gang Rectangular

Designed to serve high-capacity, multi-service applications, the 10-gang floor box supports installation with an array of Hubbell power, data and AV devices. Third-party mounting plates are available for other manufacturers' devices, including Extron®, Crestron® and FSR®. A 5 ½ in. box depth offers great capacity for connectivity, with the ability accept 2 in. conduit to meet growing AV and data needs. The rectangular covers come in a variety of colors and finishes to enhance any building's design.

Cover

- 180° cover opening
- Two large cable egress doors
- Listed to UL 514A and UL scrub water compliant
- Die cast aluminum cover construction
- Available in round, rectangular and furniture feed styles
- All covers are ADA compliant 

Rectangular Boxes

- 16 gauge galvanized sheet metal
- 6 in. solid conductor ground pigtail in each gang
- Many boxes allow for 2 in. conduits
- Mounts in tiles ¾ in. to 2 in. thick
- Patent pending, labor saving, easy mount device plates

Round Box

- Fits in 8 in. diameter air diffuser holes
- 16 gauge galvanized sheet metal construction
- Individual grounding screws for each gang
- 2 in. knock-out on the bottom allows for large amounts of data and/or AV devices
- Mounts in tiles ¾ in. to 2 in. thick

Extron® is a registered trademark of Extron Electronics.
Crestron® is a registered trademark of Crestron Electronics, Inc.
FSR® is a registered trademark of FSR Inc.

Floor Boxes

Selecting a SystemOne Recessed Raised Access or Wood Floor Box

To assist with the floor box selection process please have the following information available:

Electrical requirements:	Box depth	Cover style:
<p>Power (each electrical device requires one gang) Data/AV (consult manufacturers' specification for size/volume requirements), number required.</p> <p>Add up total number to determine needed capacity. If necessary capacity is not shown round up to next size. Example: 9-Gang rounds up to a 10-Gang floor box.</p>	<p>Determine maximum tile thickness and stantion height and add together. Box depth can not exceed total.</p>	<p>Round Rectangular</p>

Once this information is gathered start on the right column "capacity" select necessary box, then select the concrete pour depth and on-grade or above-grade application, and finally cover style. Locate inter connecting point of all three categories and move to right to select correct catalog number.

- ① Capacity: Select necessary box.
- ② Box Depth: Determine maximum possible depth (tile and stantion height total) and select a depth less than the calculated height.
- ③ Cover Style: Select Round or Rectangular, not all box sizes are available in round.
- ④ Locate interconnecting point of all three categories and move to right to select correct catalog number.

		Box Depth ②						
		2 ½ in.	3 in.	2 ½ in.	5 in.	5 ½ in.	6 ¼ in.	
Capacity ①	2-Gang			•				AFB2G25
				•				AFB2G25CHI
					•			AFB2G50
					•			AFB2G50CHI
	4-Gang	•						AFB4G25
		•						AFB4G25CHI
					•			AFB4G50
					•			AFB4G50CHI
							•	RAFB4BASE
	10-Gang					•		AFB10G55
						•		AFB10G55CHI
			Rectangular	Rectangular	Furniture Feed	Furniture Feed	Rectangular	Round
		Cover Style ③						

Select Correct Catalog Number ④



Floor Boxes

Features and Benefits

SystemOne Recessed Benefits and Enhancements

Functionality

- Cables and connections are protected by recessed functionality
- Open architecture sub-plate design
- Dirt ingress reduced by egress door brushes
- Meets UL 514A scrub water requirements with ScrubShield® technology
- Easy selection with common flange for all floor types
- Round and rectangular box versions available

Value

- Enhance building décor with numerous finishes
- Increase durability and longevity with cast aluminum covers

Online Resources

- BIM models, customer drawings and technical specifications are available on www.hubbell-wiring.com



Safety

- Low profile flanges meet ADA requirements
- Hide-away egress doors fold under cover while in use
- 180° opening of main doors



Covers


- Die cast construction available in five finishes
- Furniture feed includes one 2 in. conduit hub and one 1 in. conduit hub with reducer to 3/4 in.
- Maximum static load of 800 lbs. with 2x safety factor*

*Note: *Load applied through a 3 in. (76mm) mandrel in center of the cover.*



Rectangular Floor Boxes

- Standard or Chicago version available
- Temporary cover included




Plates

- For use with 2, 4 and 6-gang floor boxes
- UL 514A listed



Round Floor Boxes

- Corrosion resistant epoxy paint
- Temporary cover included



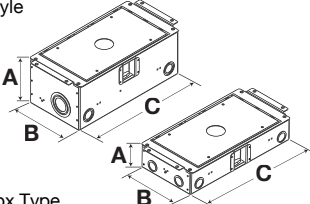


RAFB4 Plates

- All RAFB4SP series plates are powder coat white

Visit web site for information on Hubbell's Pre-wired, Plug and Play, Connexion System.

SystemOne Recessed 2-Gang Rectangular Floor Boxes, Covers and Plates For Use In Raised Access or Wood Floors

Dimensions Inches (mm)

Style			
Box Type			
Standard Chicago	AFB2G50 AFB2G50CHI		AFB2G25 AFB2G25CHI
Minimum Depth from Top of Floor Tile	5.00" (127.0)		2.50" (63.5)
Cubic Inch (cm3) Capacity per Gang	60 cu. in. (980 cm3)		30 cu. in. (490 cm3)
Dimensions – A	5.06" (128.5)		2.88" (73.2)
Dimensions – B	6.62" (168.2)		6.62" (168.2)
Dimensions – C	14.08" (357.6)		14.08" (357.6)
KO Trade Size: Front & Back Sides Bottom	(1) 1", 1¼", 1½", 2" (2) ¾", 1", 1¼" (4) ¾", 1", 1¼"		(4) ½", ¾" (2) ½", ¾" (2) ½", ¾", 1"
Cover Family		Rectangular	Rectangular
Temporary Cover Included		✓	✓



Rectangular Covers (for use with raised access tiles and wood floors)

- Die cast construction available in five finishes
- Furniture feed includes one 2 in. conduit hub and one 1 in. conduit hub with reducer to ¾ in.
- Maximum static load of 800 lbs. with 2x safety factor*













Cover dimensions 15 in. x 8¾ in.

Finish	Surface	Surface with Insert	Furniture Feed
Aluminum Powder Coat	2GAFBCVRLU	2GAFBCVRLUC	2GAFBFFCVRLU
Black Powder Coat	2GAFBCVRBK	2GAFBCVRBKC	2GAFBFFCVRBK
Brass Powder Coat	2GAFBCVRBRS	2GAFBCVRBRSC	2GAFBFFCVBRRS
Bronze Powder Coat	2GAFBCVRBRZ	2GAFBCVRBRZC	2GAFBFFCVBRZ
Satin Nickel Powder Coat	2GAFBCVRNK	2GAFBCVRNKC	2GAFBFFCVRNK

Note: *Load applied through a 3 in. (76mm) mandrel in center of the cover.

Plates - for use in 2, 4 and 6-Gang Floor Boxes

- UL 514A listed

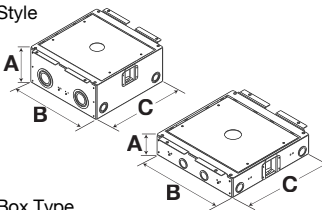


Plate Style	(1) Decorator Opening	(1) Duplex Opening	(2) Extron® MAAP Openings	(2) Extron® Openings	(2) 1U Hubbell iStation Openings	(1) 1.5U Hubbell iStation Opening
Cat. No.	FBMPREC	FBMPDUP	FBMPMAAP	FBMPAAP	FBMP2IM	FBMP15IM
						
Plate Style	(1) Simplex Opening 1.40 in. Diameter	(1) Twist-Lock® Opening 1.60 in. Diameter	1-Gang Blank	Cable Feed Through with Bushing	(1) Opening for TracJack® or Series II®	(1) Opening w/ Hubbell ISF6 Frame for Keystone Jacks
Cat. No.	FBMP139	FBMP156	FBMPBNK	FBMPFT	FBMPTRAC	FBMP6KS
						

Extron® is a registered trademark of Extron Electronics. Crestron® is a registered trademark of Crestron Electronics, Inc. FSR® is a registered trademark of FSR Inc. TracJack®, Series II® and Ortronics® are registered trademarks of Ortronics/Legrand.

Dimensions in Inches (mm)

SystemOne Recessed 4-Gang Rectangular Floor Boxes, Covers and Plates For Use In Raised Access or Wood Floors

Dimensions Inches (mm)

Style			
Box Type			
Standard	AFB4G50	AFB4G25	
Chicago	AFB4G50CHI	AFB4G25CHI	
Minimum Depth from Top of Floor Tile	5.00" (127.0)	2.50" (63.5)	
Cubic Inch (cm3) Capacity per Gang	57.5 cu. in. (940 cm3)	26.5 cu. in. (434 cm3)	
Dimensions – A	5.17" (131.4)	2.69" (68.2)	
Dimensions – B	11.00" (279.4)	11.00" (279.4)	
Dimensions – C	11.00" (279.4)	11.00" (279.4)	
KO Trade Size: Front & Back Sides	(2) 1", 1¼", 1½", 2"	(2) ½", ¾"	
Bottom	(4) ½", ¾", 1"	(4) ½", ¾", 1"	
Cover Family	Rectangular	Rectangular	
Temporary Cover Included	✓	✓	



Rectangular Covers (for use with raised access tiles and wood floors)

- Die cast construction available in five finishes
- UL 514A listed
- Maximum static load of 1500 lbs. with 2x safety factor*













Cover dimensions 13 in. x 13¼ in.

Finish	Flush Surface	With Insert
Aluminum Powder Coat	4GAFBCVRALU	4GAFBCVRALUC
Black Powder Coat	4GAFBCVRBK	4GAFBCVRBKC
Brass Powder Coat	4GAFBCVRBRS	4GAFBCVRBRSC
Bronze Powder Coat	4GAFBCVRBRZ	4GAFBCVRBRZC
Satin Nickel Powder Coat	4GAFBCVRNK	4GAFBCVRNKC

Note: *Load applied through a 3 in. (76mm) mandrel in center of the cover.

Plates - for use in 2 and 4-Gang Floor Boxes

- UL 514A listed

Plate Style	(1) Decorator Opening	(1) Duplex Opening	(2) Extron® MAAP Openings	(2) Extron® Openings	(2) 1U Hubbell iStation Openings	(1) 1.5U Hubbell iStation Opening
Cat. No.	FBMPREC	FBMPDUP	FBMPMAAP	FBMPAAP	FBMP2IM	FBMP15IM
						
Plate Style	(1) Simplex Opening 1.40 in. Diameter	(1) Twist-Lock® Opening 1.60 in. Diameter	1-Gang Blank	Cable Feed Through with Bushing	(1) Opening for TracJack® or Series II®	(1) Opening w/ Hubbell ISF6 Frame for Keystone Jacks
Cat. No.	FBMP139	FBMP156	FBMPBNK	FBMPFT	FBMPTRAC	FBMP6KS
						

Extron® is a registered trademark of Extron Electronics. Crestron® is a registered trademark of Crestron Electronics, Inc. FSR® is a registered trademark of FSR Inc. TracJack®, Series II® and Ortronics® are registered trademarks of Ortronics/Legrand.

Dimensions in Inches (mm)

SystemOne Recessed 4-Gang Round Floor Boxes, Covers and Plates For Use In Raised Access or Wood Floors

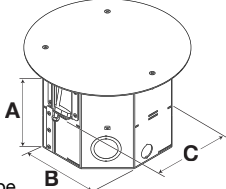



RAF4NKL
with Devices



RAF4BRS

Dimensions Inches (mm)

Style			
Box Type	Round		
Round	RAF4BASE		
Minimum Depth from Top of Floor Tile	6.25" (158.8)		
Cubic Inch (cm3) Capacity per Gang	28.5 cu. in. (460 cm3)		
Dimensions – A	6.41" (162.9)		
Dimensions – B	7.33" (186.2)		
Dimensions – C	8.05" (204.6)		
KO Trade Size: Sides	(2) 1/2"	(2) 3/4", 1 1/2" - Concentric, (2) 1", 1 1/4" - Concentric	
Bottom	(1) 1 1/2", 2"	(1) 3/4", 1" - Concentric, (1) 3/4", 1", 1 1/4" - Concentric	
Temporary Cover Included	✓		
ADA	Flange thickness is 1/8 inches thick and complies with ADA requirements		



RAF4 Series – Round Floor Box with Cover

Includes: **RAF4BASE** and 8 in. cover

Cover Finish	Catalog Number
Brushed Aluminum	RAF4ALU
Black Powder Coat	RAF4BLK
Brass Plated	RAF4BRS
Bronze Plated	RAF4BRZ
Satin Nickel Plated	RAF4NKL

8 Inch Round Covers*

Round covers are suitable for use with all floor types

Plate Style	Catalog Number
Brushed Aluminum	CFBS1R8CVRALU
Black Powder Coat	CFBS1R8CVRBLK
Brass Plated	CFBS1R8CVRBRS
Bronze Plated	CFBS1R8CVRBRZ
Satin Nickel Plated	CFBS1R8CVRNKL

Note: *Load applied through a 3 in. (76mm) mandrel in center of the cover.

RAF4 Series – Plates

- All **RAF4SP** series plates are powder coat white

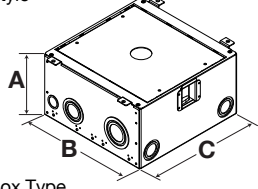

Plate Style	(1) Decorator	(1) Duplex	(1) Simplex Opening 1.40 in. Diameter	(1) Twist-Lock® Opening 1.60 in. Diameter	Blank
Cat. No.	RAF4SPDECO	RAF4SPDUPLX	RAF4SPTL14	RAF4SPTL16	RAF4SPBLANK
Plate Style	(1) Hubbell iStation Opening for 3 Units	(3) Extron® MAAP Modules	(2) Extron® AAP Modules	Opening to Accept Bezels for Ortronics TracJack®	
Cat. No.	RAF4SP3UIS	RAF4SP3MAAP	RAF4SP2AAP	RAF4SPORT	

Extron® is a registered trademark of Extron Electronics. Crestron® is a registered trademark of Crestron Electronics, Inc. FSR® is a registered trademark of FSR Inc. TracJack®, Series II® and Ortronics® are registered trademarks of Ortronics/Legrand.

Dimensions in Inches (mm)

SystemOne Recessed 10-Gang Rectangular Floor Boxes, Covers and Plates For Use In Raised Access or Wood Floors

Dimensions Inches (mm)

Style	
Box Type	
Standard Chicago	AFB10G55 AFB10G55CHI
Min. Depth from Top of Floor Tile	5.50" (139.7)
Cubic Inch (cm3) Capacity per Gang	25 cu. in. (400 cm3)
Dimensions – A	5.74" (145.9)
Dimensions – B	10.96" (278.4)
Dimensions – C	12.37" (314.1)
KO Trade Size: Front & Back	(1) 1/2", 3/4", (1) 3/4", 1", 1 1/4", 1 1/2", (1) 1", 1 1/4", 1 1/2", 2"
Sides	(2) 3/4", 1", 1 1/4", 1 1/2"
Bottom	(2) 1/2", 3/4", (4) 1/2", 3/4", 1", 1 1/4"
Cover Family	Rectangular
Temporary Cover Included	✓



Rectangular Covers




















(for use with raised access tiles and wood floors)

- Die cast construction available in five finishes
- UL 514A listed
- Maximum static load of 1500 lbs with 2x safety factor*

Finish	Surface Style Cover	Surface Style Cover with Insert
Aluminum Powder Coat	10GAFBCVRLU	10GAFBCVRLUC
Black Powder Coat	10GAFBCVRBK	10GAFBCVRBKC
Brass Powder Coat	10GAFBCVRBRS	10GAFBCVRBRSC
Bronze Powder Coat	10GAFBCVRBRZ	10GAFBCVRBRZC
Satin Nickel Powder Coat	10GAFBCVRNK	10GAFBCVRNKC

Note: *Load applied through a 3 in. (76mm) mandrel in center of the cover.

AFB10 Series – Plates

Plate Style	(1) Decorator Opening	(1) Duplex Opening	Blank	Decorator Opening Plate Including Hubbell ISF6GY	(2) Openings to Accommodate (6) Ortronics TrackJack®
Cat. No.	FB10MPREC	FB10MPDUP	FB10MPBNK	FB10MPKEY	FB10MPTRAC
					
Plate Style	(2) Decorator	(4) Extron® MAAP Modules	(4) Extron® AAP Modules	For (6) 1U Hubbell iStation Modules	Replacement Spacer Around Wire-Way
Cat. No.	FB10MP2A	FB10MPMAAP	FB10MPAAP	FB10MP2B	FB10MPX
					
Plate Style	(1) Twist-Lock® Opening 1.60 in. Dia. (Uses 2-Gangs)	(1) Simplex Opening 1.40 in. Dia. (Uses 2-Gangs)	(2) Twist-Lock® Opening 1.60 in. Dia. (Uses 3-Gangs)	(2) Simplex Opening 1.40 in. Dia. (Uses 3-Gangs)	(1) Opening for Appliance Receptacle (Uses 3-Gangs)
Cat. No.	FB10TLA	FB10TLX	FB10TLB	FB10TLY	FB10MP3GAPP
					
Plate Style	(3) Twist-Lock® Opening 1.60 in. Dia. (Uses 5-Gangs)	(3) Simplex Opening 1.40 in. Dia. (Uses 5-Gangs)	(2) 2-Gang. Meets NEMA Spacing. Ideal for Crestron® DM –TX Product and Power (Uses 5-Gangs)	(4) Single Service Openings Utilizing NEMA Wallplate (Uses 5-Gangs)	
Cat. No.	FB10TLC	FB10TLZ	CFB10NEMA	FB10MPNEMA4G	
					

Extron® is a registered trademark of Extron Electronics. Crestron® is a registered trademark of Crestron Electronics, Inc. FSR® is a registered trademark of FSR Inc. TracJack®, Series II® and Ortronics® are registered trademarks of Ortronics/Legrand.

Dimensions in Inches (mm)

Features and Benefits

SystemOne 4 inch Recessed Floor Box, for Raised Access and Wood Floors

The AFBS1R4 floor box was designed for use in raised access or wood floors. It installs easily into a 4 inch diameter hole and is retained by two sets of retaining bars on the side. Electrical connections are made below the walking surface to protect the electrical devices and increase safety by reducing tripping hazards. Intended for areas that require basic power requirements - one duplex, a duplex with two data jacks or a quadplex - the unobtrusive design will blend into any setting. Available in six architectural finishes and utilizing a flange that is ADA compliant at 1/8 inch thick, Hubbell SystemOne Floor Boxes harmonize aesthetics with function and safety.

- UL listed, scrub water compliant
- Plenum rated box assembly



AFBS1R4BRS



Box Design

- Durable die-cast aluminum box construction
- Flexible single or dual service
- Easily installs in 4 inch diameter hole, 5 5/8 inch device depth
- Four 1/2 inch side knockouts
- One 1, 3/4 and 1/2 inch concentric bottom knockout





Covers

- Durable die-cast aluminum cover
- 1,000 lbs, static load rated cover
- Available in six architectural finishes



Safety

- Increased safety with recessed connections
- Low profile flanges meet ADA requirements 
- Hide-away egress door fold under cover while in use
- 180° opening of main doors



Easy Mount Device Plates

- All S1R4SP series plates are powder coat white



Applications

- Raised access and wood floor applications in commercial and residential buildings

SystemOne 4 inch Recessed Floor Box, for Raised Access and Wood Floors

4 inch Recessed Floor Boxes

Description	Catalog Number
Floor Box with temporary installation Cover	AFBS1R4BASE
Floor Box (AFBS1R4BASE) with Brushed Aluminum Finish Cover (AFBS1R4CVRALU)	AFBS1R4ALU
Floor Box (AFBS1R4BASE) with Black Powder Coat Finish (AFBS1R4CVRBLK)	AFBS1R4BLK
Floor Box (AFBS1R4BASE) with Plated Brushed Brass Finish Cover (AFBS1R4CVRBRS)	AFBS1R4BRS
Floor Box (AFBS1R4BASE) with Plated Antique Bronze Finish Cover (AFBS1R4CVRBRZ)	AFBS1R4BRZ
Floor Box (AFBS1R4BASE) with Gray Powder Coat Finish Cover (AFBS1R4CVRGRY)	AFBS1R4GRY
Floor Box (AFBS1R4BASE) with Plated Satin Nickel Finish Cover (AFBS1R4CVRNKL)	AFBS1R4NKL

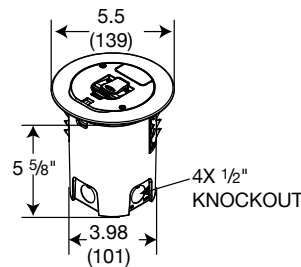


Replacement Parts

Description	Catalog Number
Low Voltage Divider	AFBS1R4DIV
Replacement Bottom Knockouts	AFBS1R4BOTTOM

Installation





Hole Diameter	4 inch
Bottom Knock out	1 inch, 3/4 inch, 1/2 inch concentric
Side knock out	(4) 1/2 inch





Covers

- Flange diameter is 5.5 inches
- Flange thickness is 1/8 inches thick and complies with ADA requirements
- Cover load rating is 1,000 lbs, for a static load applied through a 3 inch dia. mandrel with 2x safety factor*

Architectural Covers










Description / Catalog Number	Cover	Description / Catalog Number	Cover
Brushed Aluminum Finish, Single fold under cable egress door.		Plated Antique Bronze Finish, Single fold under cable egress door.	
AFBS1R4CVRALU		AFBS1R4CVRBRZ	
Plated Brushed Brass Finish, Single fold under cable egress door.		Plated Satin Nickel Finish, Single fold under cable egress door.	
AFBS1R4CVRBRS		AFBS1R4CVRNKL	

Powder Coat Covers

Description / Catalog Number	Cover
Black Powder Coat Finish, Single fold under cable egress door.	
AFBS1R4CVRBLK	
Gray Powder Coat Finish, Single fold under cable egress door.	
AFBS1R4CVRGRY	

Note: *Load applied through a 3 in. (76mm) mandrel in center of the cover.

Device Mounting Plates

Description / Catalog Number	Sub-plate	Description / Catalog Number	Sub-plate	Description / Catalog Number	Sub-plate
2X2 Sub-plate with (1) StyleLine® decorator device opening and (2) keystone jack openings		(1) StyleLine® decorator device opening for power or datacom applications		2X2 Sub-plate with (1) decorator device opening and (2) Ortronics® TracJack® openings	
S1R4SP2X2STYLE		S1R4SPSTYLE		S1R4SP2X2STYLETJ	
2X2 Sub-plate with (1) duplex device opening and (2) keystone jack openings		(1) Duplex device opening for power or datacom applications		2X2 Sub-plate with (1) duplex device opening and (2) Ortronics® TracJack® openings	
S1R4SP2X2DUPLEX		S1R4SPDUPLEX		S1R4SP2X2DUPLEXTJ	
(4) Single 20A receptacles. Can be wired as single or two circuit with isolated ground capability, 12 inch wire leads		(1) 1.60 inch opening for 20 or 30A Twist-Lock® receptacle		(1) 1.40 inch opening for simplex receptacle	
S1R4SPQUAD		S1R4SPTWIST		S1R4SPSIMPLEX	

TracJack®, Series II® and Ortronics® are registered trademarks of Ortronics/Legrand.

Dimensions in Inches (mm)

Features and Benefits

SystemOne 6 inch Furniture Feed Floor Box, for Raised Access and Wood Floors

The AFBS1R6FF floor box is designed for use in raised access or wood floors. It installs easily into a 6 inch diameter hole and is retained by two pawl arms which swing outwards when tightened by a screw driver. Providing the lowest profile in the industry, the 1/8 inch flange thickness is ADA compliant. The box can also serve as a wiring chamber for power if needed.

Available in six architectural finishes, Hubbell SystemOne Floor Boxes harmonize aesthetics with function and safety.

- UL listed, scrub water compliant
- Plenum rated box assembly



AFBS1R6FFNKL



Box Design

- One high capacity opening in side for passing low voltage cables through
- One 3/4 and 1/2 inch concentric knockout on side and bottom for power
- Installs in raised access floor tiles or wood floors with thicknesses of 1 to 2 inches
- Installs in 6 inch diameter hole
- One 2 inch knockout on bottom




Covers

- Durable die-cast aluminum cover
- 1,000 lbs, static load rated cover
- Cover features one 2 inch conduit hub for low voltage and one 3/4 inch conduit hub for power
- Available in six architectural finishes



Safety

- Increased safety with recessed connections
- Low profile flanges meet ADA requirements 
- Cover load rating is 1,000 lbs, for a static load applied through a 3 inch dia. mandrel



Additional Parts

- Low voltage divider
- Low Voltage Grommet
- Low Voltage Gate
- 2 inch conduit adapter



Applications

- Raised access and wood floor applications in commercial and residential buildings

SystemOne 6 inch Furniture Feed Floor Box, for Raised Access and Wood Floors

6 inch Recessed Floor Boxes

Description	Catalog Number
Floor Box with Temporary Installation Cover	AFBS1R6BASE
Floor Box (AFBS1R6BASE) with Brushed Aluminum Finish Cover (AFBS1R6FFCVRALU)	AFBS1R6FFALU
Floor Box (AFBS1R6BASE) with Black Powder Coat Finish (AFBS1R6FFCVRBLK)	AFBS1R6FFBLK
Floor Box (AFBS1R6BASE) with Plated Brushed Brass Finish Cover (AFBS1R6FFCVRBRS)	AFBS1R6FFBRS
Floor Box (AFBS1R6BASE) with Plated Antique Bronze Finish Cover (AFBS1R6FFCVRBRZ)	AFBS1R6FFBRZ
Floor Box (AFBS1R6BASE) with Gray Powder Coat Finish Cover (AFBS1R6FFCVRGRY)	AFBS1R6FFGRY
Floor Box (AFBS1R6BASE) with Plated Satin Nickel Finish Cover (AFBS1R6FFCVRNKL)	AFBS1R6FFNKL



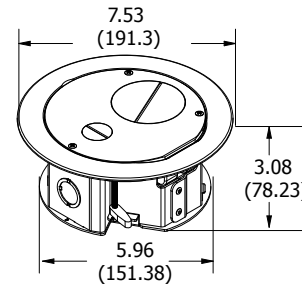
Replacement Parts

Description	Catalog Number
Low Voltage Divider	AFBS1R6DIV
Low Voltage Grommet	AFBS1R6GROM
Low Voltage Gate	AFBS1R6GATE



Installation





Hole Diameter	6 inch
Bottom low Voltage Knock out	2 inch
Side low voltage entry	Removable gate, area equal to 2 inch conduit
Bottom Power Knock out	¾" ½" concentric
Side Power knock out	¾" ½" concentric
Fastening	2 pawl arms





Covers

- Flange Diameter 7.5 inches
- Flange thickness is 1/8 inches thick and complies with ADA requirements
- Cover load rating is 1,000 lbs, for a static load applied through a 3 inch dia. mandrel with 2x safety factor*

Architectural Covers

Description / Catalog Number	Cover	Description / Catalog Number	Cover
Brushed Aluminum Finish, with 2 inch and ¾ threaded hubs.		Plated Antique Bronze Finish, With 2 inch and ¾ threaded hubs.	
AFBS1R6FFCVRALU		AFBS1R6FFCVRBRZ	
Plated Brushed Brass Finish, With 2 inch and ¾ threaded hubs.		Plated Satin Nickel Finish, With 2 inch and ¾ threaded hubs.	
AFBS1R6FFCVRBRS		AFBS1R6FFCVRNKL	

Powder Coat Covers

Description / Catalog Number	Cover
Black Powder Coat Finish, With 2 inch and ¾ threaded hubs.	
AFBS1R6FFCVRBLK	
Gray Powder Coat Finish, With 2 inch and ¾ threaded hubs.	
AFBS1R6FFCVRGRY	

Note: *Load applied through a 3 in. (76mm) mandrel in center of the cover.

Dimensions in Inches (mm)

Floor Boxes

Products at a Glance

This family of furniture and work surface connectivity boxes installs into conference tables and workstations to bring power, voice, data, and multimedia directly to the point of use. In addition, they offer an aesthetic design with improved cable management. Now, users can plug in laptops, projectors and other equipment at the desktop level - no more crawling under the table or moving obstacles to get to the electrical outlet and network connectivity.

Furniture and Work Surface Connectivity Boxes



Flush Mount Boxes

Hubbell offers square and rectangular flush mount boxes in a variety of configurations. These boxes are available in stainless steel, anodized aluminum or painted finishes to match any décor. Boxes are designed for easy installation and are available pre-wired or empty for field wiring.



Lift-up Style Boxes

Offering a convenient and attractive method for work surface power and data connections, these boxes are available in several finishes. When not in use, services are concealed by flipping the unit down.



2X2 USB Work Surface Pop-Up Box

Simple push-down method for opening and closing, two 125V receptacles plus two USB charging ports, 3.8 Amps of USB charging, with minimal 5 inch square footprint, pre-wired 5 foot cord, NEMA 5-15P plug. Available in brushed aluminum or black powder coat finishes.

Table Top Boxes



Pre-Wired Boxes

Round dual-service boxes easily install into a 3½ inch diameter core hole. Power is pre-wired and keystone openings accommodate data or multi-media activation.



Pre-Wired Boxes

Configured with 15A power outlet, 15-pin feed through and 3.5mm audio jack. This unit allows for further customization by populating two keystone openings.



Low Voltage Boxes

Low voltage only units are available pre-loaded with XLR microphone jack or with keystone opening for Hubbell snap-fit modules.



Furniture and Work Surface Connectivity Boxes

Square Flush Mount Boxes

Description	Finish	Dimensions	Catalog Number
2-Gang Square Flush Mount Box with Cover.	Black	6.5"L x 6.5"W x 3.75"H	HBLSHA2
	Stainless Steel		HBLSHA2BSS



HBLSHA2

Rectangular Flush Mount Boxes

2-Gang Rectangular Flush Mount with Cover.	Black	10.75"L x 4.06"W x 3.5"H	HBLPHA2
	Stainless Steel		HBLPHA2BSS
4-Gang Rectangular Flush Mount with Cover.	Black	10.75"L x 6.5"W x 3.5"H	HBLPHA4
	Stainless Steel		HBLPHA4BSS



HBLPHA2

Surface Mount Boxes

2-Gang Surface Mount Box.	Black	4.19"L x 4.81"W x 2.44"H	HBLCON2
3-Gang Surface Mount Box.	Black	6.19"L x 4.81"W x 2.44"H	HBLCON3



HBLCON2

Recessed Mount Boxes

2-Gang Recessed Mount.	Black	10.25"L x 7.0"W x 5.88"H	HBLMIR2
4-Gang Recessed Mount.	Black	31.0"L x 10.25"W x 5.88"H	HBLMIR4

Under Desk Mount Boxes

2-Gang Under Desk Mount.	Black	9.19"L x 3.0"W x 2.88"H	HBLMAR2
3-Gang Under Desk Mount.	Black	13.69"L x 3.0"W x 2.88"H	HBLMAR3



HBLMAR2


Hubbell – Screw Type Face Plates

Description	Catalog Number
Duplex	HBLST302SBK
Style Line®	HBLDE301SBK
Toggle	HBLTO310SBK
Single Receptacle (1.56" Boss Dia.)	HBLTL318SBK
Single Receptacle (1.39" Boss Dia.)	HBLTL319SBK
Blank	HBLBL300SBK
3-Unit Hubbell iSTATION (See Network Wiring section Y for module options)	HBLIMFSBK
Hubbell 6-Port	HBL317SBK



Open Systems – Screw Type Face Plates

Description	Catalog Number
AMP-ACO	HBLAM303SBK
AMP 6-Port	HBLAMP313SBK
Krone®/Leviton®	HBLKR314SBK
SYSTIMAX®	HBLLT309SBK
Panduit Mini-Com®	HBLPA308SBK
NORDX® 6-Port (Cat. 5e jacks only)	HBLNO309SBK
Siemon CT® Series	HBLSI305SBK
Siemon MAX® Series	HBLSI315SBK
Ortronics Series II®	HBLOR306SBK
Ortronics TracJack®	HBLORT322SBK



Note: *Catalog number indicated is Black, replace "BK" with the following to designate color: "GY" for Gray, "I" for Ivory and "WA" for White.

AMP is a registered trademark of Tyco Electronics Corp. Krone® is a registered trademark of Krone, Inc. Leviton® is a registered trademark of Leviton. SYSTIMAX® is a registered trademark of CommScope, Inc. Mini-Com® and Panduit® are registered trademarks of Panduit Corp. NORDX® is a registered trademark of Belden/CDT, Inc. MAX® and CT® Series are registered trademarks of The Siemon Company. TracJack®, Series II® and Ortronics® are registered trademarks of Ortronics/Legrand.

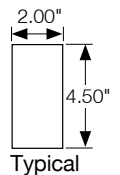


Table Top Boxes

Low Voltage Only

Description	Finish	Dimensions	Catalog Number
Table Top box; 2 inch diameter hole; (1) keystone opening; Keystone modules sold separately.	Black Anod. Alum.	2.19" Diameter	TTBKSBK
	Clear Anod. Alum.		TTBKSAL
	Solid Brass		TTBKSBR
Table Top box; 2 inch diameter hole; (1) XLR microphone jack installed.	Black Anod. Alum.	2.19" Diameter	TTBXLRBK
	Clear Anod. Alum.		TTBXLRAL
	Solid Brass		TTBXLRBR



TTBKSBK



TTBXLRBK

Pre-Wired Dual-Service

Description	Finish	Dimensions	Catalog Number
Table Top box; 3.5 inch diameter hole; (1) pre-wired 15A outlet with 9 foot power supply cord; (1) 3.5mm screw terminal audio jack; (1) 15-pin gender changer F/F; (2) keystone openings; Keystone modules sold separately.	Black Anod. Alum.	3.88" Diameter	TTBDS1BK
	Clear Anod. Alum.		TTBDS1AL
	Solid Brass		TTBDS1BR
Table Top box; 3.5 inch diameter hole; (2) pre-wired 15A outlets with 9 foot power supply cord; (2) keystone openings; Keystone modules sold separately.	Black Anod. Alum.	3.88" Diameter	TTBDS2BK
	Clear Anod. Alum.		TTBDS2AL
	Solid Brass		TTBDS2BR



TTBDS1BK



TTBDS2BK

Note: See section A for power devices and section Y for datacom accessories.

Features and Benefits

Pre-Wired 2X2 USB Work Surface Pop-Up Box

Hubbell's UL listed 2X2 USB Work Surface Pop-Up Box is ideal for work surfaces, such as desks, which require power for a computer and USB charging for smart devices. Developed with coordination from the hotel industry, the Hubbell Pop-Up Box utilizes a pneumatic spring for providing a smooth action for opening and closing. Available in brushed aluminum or black powder coat, the Pop-Up Box is suited for installation with any modern décor.

Installation is simple and only requires a jig-saw or similar saw plus a screwdriver. The unit is supplied with a 5 foot cord with a molded plug end allowing it to be installed with ease. Designed to be installed into existing desks or by furniture manufactures. The Hubbell 2X2 USB Work Surface Pop-Up Box is ideally suited for any work surface application.

- cULus listed to UL962A for Furniture Power Distribution Units



WSBUSB2X2ALU



Box Design

- Gas-spring actuation for smooth opening and closing
- Die cast aluminum construction
- Rated for +10,000 open/close cycles
- Simple three-screw installation
- Unobtrusive low profile flange at 0.05 in.
- Charging convenience at the push of a button



USB Device

- 15A duplex with two USB charging ports, 3.8A USB charging capacity
- Tamper-resistant receptacle
- LED power indicating light
- Easily replaceable receptacle
- 5 ft, pre-wired, 12 gauge, 3 wire electrical cord - making it excellent for conference rooms or classrooms that are frequently rearranged



WSBUSB2X2ALU



WSBUSB2X2BLK

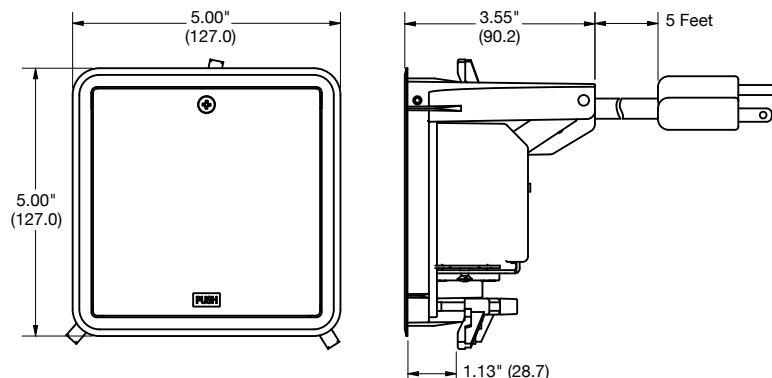
2X2 USB Work Surface Pop-Up Box

Surface Dimensions	Cut out dimensions	Product Depth	Maximum Surface Thickness	Finish	Catalog Number
5" x 5"	4.62" x 4.62"	3.55"	1.125"	Brushed Aluminum	WSBUSB2X2ALU
5" x 5"	4.62" x 4.62"	3.55"	1.125"	Black Powder Coat	WSBUSB2X2BLK

Electrical Specifications

Voltage	Current	USB Charging Current	Plug Type	Cord Length
125V	15A	3.8A	NEMA 5-15P	5 Feet

Dimensions



Dimensions in Inches (mm)

Pre-Wired Furniture and Work Surface Connectivity Boxes, Surface Series

Square Lift-Up Style

Description	Finish	Dimensions	Catalog Number
Two (2) pre-wired 15A outlets with 6 ft. power supply cord; 1-Unit opening for Hubbell iSTATION modules. Unit rotates up when in use and down to conceal services when not in use.	Black	5.75"L x 5.39"W x 4.25"H	WSBC21UBK



WSBC21UBK

Square Mini Lift-Up Style

Description	Finish	Dimensions	Catalog Number
One (1) pre-wired 15A outlet with 9 ft. power supply cord; One (1) RJ-45 jack installed with 6 ft. patch cord.	Black Brushed Stainless Steel	3.7"L x 3.7"W x 2.93"H	WSBA11BK WSBA11BSS
Two (2) pre-wired 15A outlets with 9 ft. power supply cord (power only).	Black Brushed Stainless Steel	3.7"L x 3.7"W x 2.93"H	WSBA2BK WSBA2BSS



WSBA11BK

Under Table Mount

Description	Finish	Dimensions	Catalog Number
Two (2) pre-wired 15A outlets with 9 ft. power supply cord; One (1) Low Voltage Plate included with 1-Unit opening for Hubbell iSTATION modules.	Black	6.50"L x 1.75"W x 2.25"H	WSBD21UBK



WSBD21UBK

Work Surface Mount

Description	Finish	Dimensions	Catalog Number
One (1) pre-wired 15A outlet with 9 ft. power supply cord; One (1) Hubbell Keystone opening.	Black Silver	3.57"L x 2.19"W x 2.50"H	WSBE11BK WSBE11SV
Two (2) pre-wired 15A outlets with 9 ft. power supply cord; Two (2) Hubbell Keystone openings.	Black Silver	6.32"L x 2.19"W x 2.50"H	WSBE22BK WSBE22SV
Three (3) pre-wired 15A outlets with 9 ft. power supply cord; One (1) Low Voltage Plate included with 1-Unit opening for Hubbell iSTATION modules.	Black Silver	8.25"L x 2.19"W x 2.50"H	WSBE31UBK WSBE31USV
Mounting bracket with thumb screw (optional).	n/a	n/a	WSBECLAMP



WSBE22SV

Recessed Concealed Services

Description	Finish	Dimensions	Catalog Number
Two (2) pre-wired 15A outlets with 6 ft. power supply cord; One (1) Low Voltage Plate included with 1-Unit opening for Hubbell iSTATION modules; Two (2) additional 1-Unit openings provided in base of unit.	Black Brushed Anod. Alum. Brushed Stainless Steel	8.98"L x 5.47"W x 2.97"H	WSBB23UBK WSBB23UBAL WSBB23UBSS
Four (4) pre-wired 15A outlets with 6 ft. power supply cord; Two (2) 1-Unit opening for Hubbell iSTATION modules provided in base of unit.	Black Brushed Anod. Alum. Brushed Stainless Steel	8.98"L x 5.47"W x 2.97"H	WSBB43UBK WSBB43UBAL WSBB43UBSS
Empty Enclosure with one (1) duplex opening, One (1) Low Voltage Plate included with 1-Unit opening for Hubbell iSTATION modules; Two (2) additional 1-Unit openings provided in base of unit; intended for field wiring.	Black	8.98"L x 5.47"W x 2.97"H	WSBBHWBK



WSBB23UBK

Pre-Wired Furniture and Work Surface Connectivity Boxes, Surface Elite Series

Grommet Style



WSBF22BK



WSBFGROMSV

Description	Finish	Dimensions	Catalog Number
Two (2) pre-wired 15A outlets with 6 ft. power supply cord; two (2) Hubbell Keystone openings.	Black Silver	8.62"L x 3.0"W x 2.25"H	WSBF22BK WSBF22SV
Flush grommet cover with dust shield.	Black Silver Brushed Aluminum Brushed Stainless Steel	5.68"L x 3.39"W x 0.96"H	WSBFGROMBK WSBFGROMSV WSBFGROMBAL WSBFGROMBSS



WSBFGROMBK



WSBFGROMSV



WSBFGROMBAL



WSBFGROMBSS

Pre-Wired Work Surface Elite Series

Recessed Concealed Services



WSBG43USV

(cover doors shown open)

Description	Finish	Dimensions	Catalog Number
Four (4) pre-wired 15A outlets with 6 ft. power supply cord; three (3) new voltage openings which allow for three (3) 1-unit Hubbell iSTATION modules.	Black Silver Clear Anodized Black Anodized	15.0"L x 9.0"W x 6.25"H	WSBG43UBK WSBG43USV WSBG43UBAL WSBG43UBBA

Pop-Up Style*



WSBH42U with WSBHTRBK

Description	Finish	Dimensions	Catalog Number
Base unit with four (4) pre-wired 15A outlets with 6 ft. power supply cord; two (2) low voltage plates included with 1-unit opening for Hubbell iSTATION modules.	—	8.90"L x 8.90"W x 13.9"H	WSBH42U*
Trim ring and decorative round top.	Black Brushed Stainless Steel	5.25" Diameter 5.25" Diameter	WSBHTRBK WSBHTRBSS

Note: *WSBH42U is CSA Certified only.

Replacement Low Voltage Data Plates



WSBPLATE1



WSBPLATE2

Description	Finish	Dimensions	Catalog Number
Non-metallic low voltage plate, blank.	Black	3.18"L x 1.88"W	WSBPLATE1
Non-metallic low voltage plate, 1-unit Hubbell iSTATION cut-out.	Black	3.18"L x 1.88"W	WSBPLATE2

Floor Boxes

Features and Benefits

AV In-Wall Enclosure

Hubbell's netSELECT® Flat Panel Television (FPTV) connection enclosure delivers high-density connectivity and power in the wall. This allows flat panel displays and interactive "smart" boards to sit flush against walls with no dangling cords. It quickly installs to studs or sheetrock without additional components or hardware.

- Optional screw on cover reduces tampering
- cULus 1863 Listed



NSAV62M



Box Design

- Flush against walls installation
- Sheet metal base white powder coat finish
- Accepts standard electrical boxes
- Integrated cable management



Mounting

- Multiple device mounting options
- 1½ and 1¼ inch conduit knockouts
- Easily mounts to studs or sheetrock
- Easily replaceable receptacle
- Trim ring covers rough in

FPTV Connection Enclosure

Description	Color	Catalog Number
2-Gang In-Wall enclosure.	White	NSAV62M
Steel cover for NSAV6 series.	White	NSAV6C
4-Gang In-Wall enclosure.	White	NSAV124M
Steel cover for NSAV12 series.	White	NSAV12C

Power Kits (For use with NSAV62M only)

Description	Color	Catalog Number
Standard power kit.	White	NSOKPTR
Surge protected power kit.	Blue	NSOKPS

AV Connectors and Plates

Description	Color	Catalog Number
1-Gang blank plate.	White	NP14W
1-Gang decorator plate.	White	NP26W
1-Gang Hubbell iSTATION plate.	White	IMF1W
1-Gang 4-port Keystone plate.	White	NSP14W
1-Port HDMI frame.	White	NS801W
2-Port HDMI frame.	White	NS802W
HDMI snap fit.	White	SFHC14W
F-connector snap fit.	White	NSF70W
Usb A-to-B snap fit.	White	SFUSBABW
Cat 6 snap fit jack.	White	NSJ6W

Note: See Network Wiring section Y for other connector options.



AV Ceiling Enclosure

The AV Ceiling Enclosure is designed to work with active AV devices to integrate AV distribution, data connections and power in one location, providing a direct connection to a projector or a display device. An additional AV/data kit can be added or customized to address all connector, mounting and patching needs, reducing multiple pieces on site.

- Manage multiple applications inside one enclosure
- Flush mounted, white enclosure for consistent look when mounted in the ceiling
- Loaded with two Hubbell 20A duplex receptacles and a 2-gang back box
- All steel rugged construction provides the ultimate strength for installation



AVCE1H

AV Ceiling Enclosure

Description	Height Inches (mm)	Width Inches (mm)	Depth Inches (mm)	Color	Catalog Number
AV ceiling enclosure.	12" (305)	24" (610)	8" (203)	White	AVCE1H

Note: Enclosure includes two 20 amp duplex receptacles and 2-gang back box.

Gangable AV and Large Capacity Wall Boxes



HBL985



HBL986



HBL989



HBL985 and HBL986
with HBL989 Low
Voltage Partition



Gangable AV Wall Boxes

Box	Dimensions	Top Knockouts	Bottom Knockouts	Back Knockouts	Catalog Number
2-Gang, 2 in. KO, 54 in. ³ capacity	H: 4.21 in. W: 4.06 in. D: 4.0 in.	(2) ½" (2) ½" - ¾" TKO*	(1) 1", 1¼", 1½" and 2"	(2) ½" - ¾" TKO	HBL985
3-Gang, 2 in. KO, 79 in. ³ capacity	H: 4.21 in. W: 5.87 in. D: 4.0 in.	(3) ½" (3) ½" - ¾" TKO*	(1) ½" (1) ½" - ¾" TKO* (1) 1", 1¼", 1½" and 2"	(3) ½" - ¾" TKO	HBL986
4-Gang, 2 in. KO, 104 in. ³ capacity	H: 4.21 in. W: 7.69 in. D: 4.0 in.	(4) ½" (4) ½" - ¾" TKO*	(1) ½" (1) ½" - ¾" TKO* (2) 1", 1¼", 1½" and 2"	(4) ½" - ¾" TKO	HBL987
6-Gang, 2 in. KO, 154 in. ³ capacity	H: 4.21 in. W: 11.31 in. D: 4.0 in.	(6) ½" (6) ½" - ¾" TKO*	(1) ½" (1) ½" - ¾" TKO* (2) 1", 1¼", 1½" and 2"	(6) ½" - ¾" TKO	HBL988

Note: *TKO (Tangential Knockout).

Low Voltage AV Wallbox Partitions

Compatible With	Compatible Mud Ring Depth	Description	Quantity	Catalog Number
HBL985 and HBL986	½", ¾" and 1¼"	Solid divider	1	HBL989
		With pass-thru capability	1	HBL989AVD



HBL260



Front



Back (Cutaway)



Front



Back (Cutaway)

Note: Cutaway images are for demonstration purposes only.

2-Gang Large Capacity Wall Box - 66.7 Cubic Inch Capacity

Description	Dimensions	Knockouts Sides*	Knockouts Back*	Catalog Number
Square 2-gang wall box	4 ¹ / ₁₆ "H x 4 ¹ / ₁₆ "W x 3 ¹ / ₄ "D	(2) ¾" - 1" TKO; (2) 1" - 1¼" TKO; (2) 1" - 2" conc. KO	(2) ¾" - 1" TKO (2) ½" TKO	HBL260

Note: Use with industry standard 4¹/₁₆" square mud rings for 1- or 2-gang applications.

*TKO (Tangential Knockout)

3-Gang Large Capacity Wall Box - 113.3 Cubic Inch Capacity

Description	Dimensions	Knockouts Sides	Knockouts Back	Catalog Number
Square 2 or 3-gang wall box	4 ¹ / ₁₆ "H x 7 ³ / ₄ "W x 3 ¹ / ₄ "D	(4) ½" - ¾" TKO, (4) ¾" - 1" TKO, (2) 1" - 1¼" TKO, (2) 1" - 2" conc. KO	(2) ½" - ¾" TKO, (2) ¾" - 1" TKO, (2) 1" - 1¼" TKO	HBL263

Note: Use with industry standard 4" square mudrings for 1- or 2-gang applications.

2-Gang Mud Rings - Compatible with HBL260

Description	Capacity (cu. in.)	Catalog Number
⅝" height	7.3	HBL818
¾" height	8.8	HBL840
1" height	12.0	HBL819
1¼" height	15.0	HBL820

3-Gang Mud Rings - Compatible with HBL263

Description	Capacity (cu. in.)	Catalog Number
½" height	10.1	HBL792
⅝" height	12.3	HBL793
1¼" height	24.3	HBL794

Low Voltage Partitions

Compatible With	Compatible Mud Ring Depth	Description	Quantity	Catalog No.
HBL260 and HBL263	½", ¾" and 1¼"	Solid divider	1	HBL981
		With pass-thru capability	1	HBL981AVD