



PIPE & COUPLING

# SUBMITTAL ♻ NO-HUB® CAST IRON SOIL PIPE & FITTINGS

Tyler Pipe/Soil Pipe Division • 11910 CR 492 • Tyler, TX 75706 • (800) 527-8478

## Specifications:

All 1½ inch diameter and larger cast iron soil pipe and fittings for above and below grade soil, waste, vent lines, rain water conductors and storm drainage lines shall bear the registered insignia ♻ or ♻ NO HUB® indicating that these items used in the sanitary system comply with the Cast Iron Soil Pipe Institute Standards 301 or ASTM A888.




## Standards:

CISPI 301: Hubless Cast Iron Soil Pipe & Fittings

ASTM A 888: Hubless Cast Iron Soil Pipe & Fittings

ASTM C 564: Rubber Gaskets for Cast Iron Soil Pipe & Fittings



### NO-HUB PIPE, TEN-FOOT LAYING LENGTH

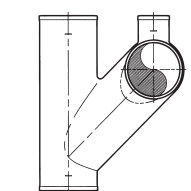
| Size | Wt. per 10'* | Per Bundle |          |
|------|--------------|------------|----------|
|      |              | Pieces     | Wt. lbs. |
| 1½   | 25           | 54         | 1350     |
| 2    | 36           | 54         | 1955     |
| 3    | 52           | 36         | 1855     |
| 4    | 74           | 27         | 2013     |
| 5    | 94           | 24         | 2256     |
| 6    | 110          | 18         | 1998     |
| 8    | 180          | 15         | 2718     |
| 10   | 258          | 8          | 2084     |
| 12   | 325          | 6          | 2130     |
| 15   | 497          | 4          | 2060     |

\*Note: Weights approximate, for shipping purposes only.

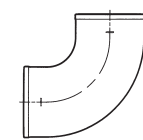
### NO-HUB, TEN-FOOT LAYING LENGTH DIMENSIONS AND TOLERANCES

| Size | Hubless Pipe Barrels |                    | T Thickness |      |
|------|----------------------|--------------------|-------------|------|
|      | B Inside Diameter    | J Outside Diameter | Nom.        | Min. |
| 1½   | 1.50±.09             | 1.90±.06           | .16         | .13  |
| 2    | 1.96±.06             | 2.35±.09           | .16         | .13  |
| 3    | 2.96±.06             | 3.35±.09           | .16         | .13  |
| 4    | 4.00±.06             | 4.38±.09-.05       | .19         | .15  |
| 5    | 4.94±.09             | 5.30±.09-.05       | .19         | .15  |
| 6    | 5.94±.09             | 6.30±.09-.05       | .19         | .15  |
| 8    | 7.94±.13             | 8.38±.13-.09       | .23         | .17  |
| 10*  | 10.00±.13            | 10.56±.09          | .28         | .22  |
| 12   | 11.94±.09            | 12.50±.09          | .28         | .22  |
| 15   | 15.11±.09            | 15.83±.09          | .36         | .30  |

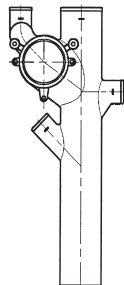
\* O.D. Barrel out of round tolerance of ±.04 is permitted.



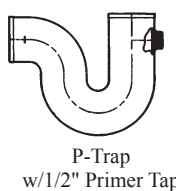
IAPMO Figure Six Right/Left & Double (Full Baffle)



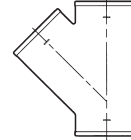
Quarter Bend



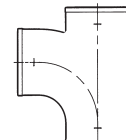
Threaded Vertical Starter



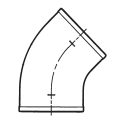
P-Trap w/1/2" Primer Tap



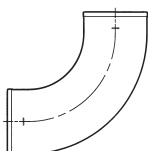
Wye



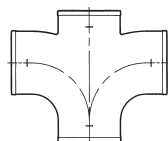
San Tee



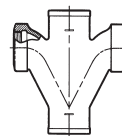
Eighth Bend



Short Sweep



San Cross



IAPMO Figure One w/No-Hub Top



Short Reducer



Blind Plug

**NOTE:** Tyler Pipe Company strongly recommends that its hubless cast iron pipe & fittings be joined with shielded couplings manufactured in accordance with CISPI 310. The use of unshielded couplings or any coupling not meeting the above specifications will void the product warranty.