



Flexible Cord Connectors

The Ranger® Series Cord Connector Fittings

Our Ranger® Liquidtight fittings are the only connectors able to take a .250 inch cable range.

These unique connectors feature:

- Connectors that take twice the cable range of ordinary strain relief connectors
- Smaller overall size that makes it easy to fit into tight spaces
- Gland nut design that restricts cable bending
- Choice of aluminum, steel, stainless steel and non-metallic materials
- Straight, 45° and 90° designs



T&B Fittings

Liquidtight Flexible Cord and Power Cable Fittings

We also offer liquidtight fittings designed to handle the unique connection demands of flexible cords and power cable applications, where exceptional mechanical strain relief is needed in addition to a dependable seal against dust, oil and other liquids.

The design of our flexible cord and power cable fittings is ideal for installations such as robot manufacturers, packaging equipment, machine tool building and other industrial OEM and MRO applications.

The advantages these fittings offer include:

- Neoprene bushing to make liquidtight installations by applying pressure against the cable for the full length of the bushing
- CSA certified watertight
- UL listed for liquidtight strain relief and as an outlet bushing
- Metal and plastic assemblies capable of accepting a wide range of cords
- Black Beauty® non-metallic cord connector offers the convenience of tool-free installation, with a segmented chuck for high mechanical pullout performance, and neoprene bushings for a secure, liquidtight installation.





Whatever the application. Whatever the size. Thomas & Betts is your connection to tough, versatile cord and cable fittings.

Thomas & Betts offers a complete line of rugged, reliable cord and cable fittings. All fittings are produced to the highest standards, combining innovative design and precision manufacturing methods to provide the products you need for your specific applications. Combining proven performance, installation advantages and availability of ranges, T&B is also your connection to lower installed costs for the life of your cord and cable requirements.

Use this guide to help you specify the fitting you need for your cord and cable requirements.

Cord and Cable Requirements

CORD AND CABLE TYPE	T&B FITTING
S, SO, SV, ST, STD, SJ,	Ranger® 2920NM# Series, 2920# Series
SJO, SJT, SJTO, SVO	Liquidtight Strain Relief 2500# Series
S, SO, SV, ST, STD, SJ, SJO, SJT, SJTO, SVO	Wire Mesh Grips WMG-PC Series for Portable Cord

Considerations for Selection

- Selection of the proper device or fitting involves consideration of the type of cable to be installed and the environment that will surround the cable installation.
- A proper matching of the cable and its fitting is necessary to prevent physical damage to the cable when installed.
- NEMA Applications: Fittings used in a trade size knockout requiring a NEMA 3R, 4, 6 or 13 listing require a 5262 Series sealing ring.

Cord and Cable Descriptions

Type SJ, tradename is Junior Hard Service Cord. The outer covering is Thermoset and it is a pendant or portable cord used in damp locations for hard usage.

Type SJO, tradename is Junior Hard Service Cord. The outer covering is oil-resistant Thermoset.

Type SJT, tradename is Junior Hard Service Cord. The outer covering is Thermoplastic.

Type SJTO, tradename is Junior Hard Service Cord. The outer covering is oil resistant Thermoplastic.

Type SO, tradename is Hard Service Cord. The outer covering is oil-resistant Thermoset and it is a pendant or portable cord used in damp locations for extra hard usage.

Suggested Specifications for Flexible Cord and Cable Fittings

- Flexible cord or cable and associated fittings shall be suitable for conditions of use and location and approved for the purpose by a nationally recognized testing laboratory, inspection agency or product evaluation organization
- Flexible cord or cable shall be so connected to the device or fitting that tension will not be transmitted to joints or terminal screws. Sufficient slack shall be provided to avoid

sharp flexing and straining. Cord or cable shall be installed in such a manner that liquid will tend to run off the surface instead of draining towards the fitting

- Where flexible cord or cable exposed to intermittent or constant moisture and subjected to mechanical strain is terminated into a threaded or threadless opening, terminating fittings shall be of watertight strain relief type such as Thomas & Betts

series 2920, 2920AL, 2920NM, 2520, 2631 or 2672. Fittings shall be equipped with a beveled moisture resistant/oil resistant synthetic rubber bushing

- Where space is limited inside the enclosure, a female hub type fitting such as Thomas & Betts series 2631 shall be furnished. A captivated resilient sealing O-Ring shall be included to positively protect against damage from overtightening

Flexible Cord and Cable Fittings



2920 Ranger® Series



2920SST Ranger® Series



2920AL Ranger® Series



2516 Series

Ranger® Series of Liquidtight Flexible Cord and Cable Connectors

Application

- A liquidtight connector to connect flexible cord or cable to an enclosure and provide adequate strain relief

Features

- Liquidtight connection with enclosure is ensured by:
 - (A) Taper threaded hub on 2520 series for female hub application
 - (B) Using sealing ring series 5262 with 2520 series for knockout application
 - (C) Captivated sealing O-Ring on 2631 series
 - (D) Neoprene bushing makes liquidtight installation; applies pressure against cable the full length of bushing
 - (E) Thermoplastic or stainless steel retaining ring
 - (1) Will not abrade cord/cable jacket
 - (2) Reduces installing torque effort
- UL Listed liquidtight, strain relief and as an outlet bushing; CSA certified watertight

Standard Material

Gland, Body Steel/Malleable Iron/Zinc Die Cast
 Retaining Ring Thermoplastic/Stainless Steel
 Bushing Neoprene
 O-Ring Buna N

Standard Finish

Electro Zinc Plated & Chromate Coated

Range

2520 Series, straight0.125" outside diameter to 3.200" outside diameter Cord or Cable
 2200 Series, 45°0.125" outside diameter to 1.485" outside diameter Cord or Cable

2267 Series, 90°0.125" outside diameter to 1.875" outside diameter Cord or Cable
 2900 and 4900 Ranger® Series0.250" cable range
 Cord/Cable TypeS, SO, SV, ST, STO, SJ, SJO, SJT, SJTO, SVO & SVT

Listings/Compliances

UL File No. E-13938
 CSA LR-589, LR-4484
 UL 514
 CSA 22.2 No. 18
 ANSI C33.84, NFPA 70-1978 (ANSI)

CAT. NO	SIZE	MIN.	MAX.	SVO, SV, SVT				SJ, SJO, SJT, SJTO				S, SO, ST, STO				
				#18	#18	#16	#14	#18	#16	#14	#12	#10	#8	#6		
2 Conductor																
2920	½"	0.125	0.375	X	X	X	X									
2921	½"	0.310	0.560			X	X	X	X	X						
2922	½"	0.500	0.750				X	X	X	X	X	X				
2930	¾"	0.125	0.375	X	X	X	X									
2931	¾"	0.310	0.560			X	X	X	X	X						
2932	¾"	0.500	0.750				X	X	X	X	X	X				
2940	1"	0.310	0.560			X	X	X	X	X						
2941	1"	0.500	0.750				X	X	X	X	X	X				
2942	1"	0.700	0.950				X						X	X		
3 Conductor																
2920	½"	0.125	0.375	X	X	X										
2921	½"	0.310	0.560		X	X	X	X	X							
2922	½"	0.500	0.750							X	X	X				
2930	¾"	0.125	0.375	X	X	X										
2931	¾"	0.310	0.560		X	X	X	X	X							
2932	¾"	0.500	0.750							X	X	X				
2940	1"	0.310	0.560			X	X	X	X							
2941	1"	0.500	0.750		X					X	X	X				
2942	1"	0.700	0.950									X	X			
4 Conductor																
2920	½"	0.125	0.375	X												
2921	½"	0.310	0.560		X	X	X	X	X							
2922	½"	0.500	0.750							X	X					
2930	¾"	0.125	0.375	X												
2931	¾"	0.310	0.560		X	X	X	X	X							
2932	¾"	0.500	0.750							X	X					
2940	1"	0.310	0.560		X	X	X	X	X							
2941	1"	0.500	0.750							X	X					
2942	1"	0.700	0.950								X	X				

T&B Fittings

The Ranger® Series of Steel Liquidtight Cord Connectors

The Ranger® Series Steel Liquidtight Connector takes twice the cable range of most ordinary strain relief connectors. T&B's Ranger Connectors enable you to reduce your inventory and save time with one connector that can do the work of two.



Features

- Extended range with superior strain relief
- Reduced overall size, fits into tighter spaces
- Gland nut designed to restrict cable bending

Materials

Body: Steel-2920 series, Malleable Iron-4920 & 4960 series
 Gland Nut, Grip: Steel-all series
 Bushing: Rubber

Environment Classification

- Ordinary locations
- Wet or dry locations
- Fittings used in a trade size knockout requiring a NEMA 3R, 4, 6 or 13 listing require a 5262 Series sealing ring

Range

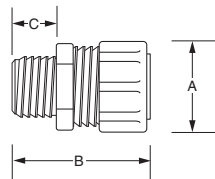
Cord Range: .125" to .950"

Hub Size Range: 1/2" to 1"

Application

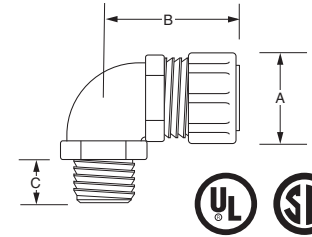
- Provide means for passing a cord cable into an enclosure, through a bulkhead or into a rigid conduit
 - Form a mechanical grip and water and/or oil-resistant seal for cord
 - Form a non-slip connection or termination for flexible cord
- Cord & Cable Type**
- S, SO, SV, ST, STD, SJ, SJO, SJT, SJTO, SVD

Steel Liquidtight Strain Relief Connectors — Straight



CAT. NO.	HUB SIZE	THROAT DIA.	CORD RANGE	DIMENSIONS (IN.)		
				A	B	C
2920	1/2"	7/64"	.125-.375	1 1/8	1 1/4	5/8
2921	1/2"	7/64"	.310-.560	1 1/8	1 1/4	5/8
2922	1/2"	7/64"	.500-.750	1 1/8	1 1/4	5/8
2930	3/4"	13/64"	.125-.375	1 1/8	1 5/8	5/8
2931	3/4"	13/64"	.310-.560	1 1/8	1 7/8	5/8
2932	3/4"	13/64"	.500-.750	1 1/8	1 7/8	5/8
2940	1"	11/16"	.310-.560	1 1/8	1 3/4	3/4
2941	1"	11/16"	.500-.750	1 1/8	1 3/4	3/4
2942	1"	3/32"	.700-.950	1 1/8	1 1/8	3/16

Steel Liquidtight Strain Relief Connectors — 90° Angle

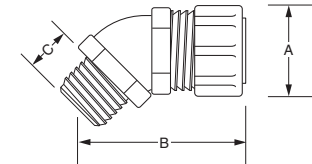


CAT. NO.	HUB SIZE	THROAT DIA.	CORD RANGE	DIMENSIONS (IN.)		
				A	B	C
4960	1/2"	19/32	.125-.375	1 1/8	1 1/4	5/8
4961	1/2"	19/32	.310-.560	1 1/8	1 1/4	5/8
4962	1/2"	19/32	.500-.750	1 1/8	1 23/64	5/8
4970	3/4"	25/32	.125-.375	1 1/8	1 25/32	11/16
4971	3/4"	25/32	.310-.560	1 1/8	1 25/32	11/16
4972	3/4"	25/32	.500-.750	1 1/8	1 25/32	11/16
4980	1"	1	.310-.560	1 1/8	2 1/2	13/16

All items shown on this page are suitable for use in hazardous locations where general purpose equipment is specifically permitted by the NEC, NEC 501-4(b).

U.L. File No. E-13938 CSA File No. 52391

Steel Liquidtight Strain Relief Connectors — 45° Angle



CAT. NO.	HUB SIZE	THROAT DIA.	CORD RANGE	DIMENSIONS (IN.)		
				A	B	C
4920	1/2"	31/64	.125-.375	1 1/8	1 1/8	47/64
4921	1/2"	31/64	.310-.560	1 1/8	1 1/8	47/64
4922	1/2"	31/64	.500-.750	1 1/8	1 1/8	47/64
4930	3/4"	25/32	.125-.375	1 1/8	1 1/8	5/8
4931	3/4"	25/32	.310-.560	1 1/8	1 1/8	5/8
4932	3/4"	25/32	.500-.750	1 1/8	1 1/8	5/8

For wire mesh grips refer to page A-147.



The Ranger® Series of Non-Metallic Liquidtight Cord Connectors

The Ranger® Series Non-Metallic Liquidtight Cord Connector takes twice the cable range of most ordinary strain relief connectors. T&B's Ranger Connectors enable you to reduce your inventory and save time with one connector that can do the work of two. The sturdy nylon material adds corrosion resistance to your installation.



Application

- Provide means for passing a cord into an enclosure or through a bulkhead or into a rigid conduit
- Form a mechanical grip and water and/or oil-resistant seal for cord
- Form a nonslip connection or termination for flexible cord, cable (armored or unarmored)

Cord & Cable Type

- S, SO, SV, ST, STD, SJ, SJO, SJT, SJTO, SVD

Features

- Extended range with superior strain relief
- Reduced overall size, fits into tighter spaces
- Gland nut designed to restrict cable bending

Materials

Weather stabilized nylon, temperature rated -34° C to 105° C

Bushing: Rubber

Environment Classification

- Ordinary locations
- Wet or dry locations
- Fittings used in a trade size knockout requiring a NEMA 3R, 4, 6 or 13 listing require a 5262 Series sealing ring

Range

Cord Range: Straight — .125" to .950"
90° — .125" to .750"

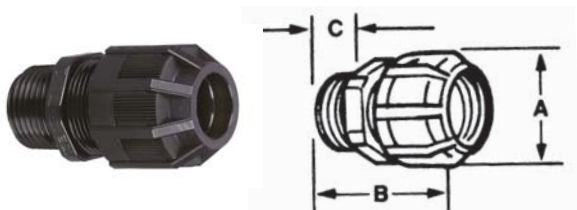
Hub Size Range: Straight — ½" to 1"
90° — ½" to ¾"

Listings/Compliances

UL Type 6 and 4X

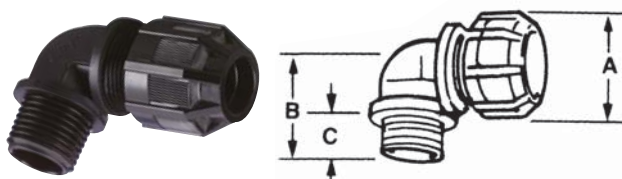
T&B Fittings

Non-Metallic Liquidtight Strain Relief Connector — Straight



CAT. NO.	TRADE OR HUB SIZE	THROAT DIA.	CORD RANGE	DIMENSIONS (IN.)		
				A	B	C
2920NM	½"	.55	.125-.375	1½	2¼	¾
2921NM	½"	.55	.310-.560	1½	2¼	¾
2922NM	½"	.55	.500-.750	1 ¹³ / ₃₂	2 ³ / ₃₂	¾
2930NM	¾"	.79	.125-.375	1 ¹³ / ₃₂	2 ⁷ / ₁₆	¾
2931NM	¾"	.79	.310-.560	1 ¹³ / ₃₂	2 ⁷ / ₁₆	¾
2932NM	¾"	.79	.500-.750	1 ¹³ / ₃₂	2 ³ / ₁₆	¾
2940NM	1"	.98	.310-.560	1 ¹³ / ₃₂	2 ¹ / ₃₂	2 ⁵ / ₃₂
2941NM	1"	.98	.500-.750	1 ¹³ / ₃₂	2 ¹ / ₃₂	2 ⁷ / ₃₂
2942NM	1"	.98	.700-.950	1 ⁴³ / ₆₄	2 ⁷ / ₁₆	2 ⁵ / ₃₂

Non-Metallic Liquidtight Strain Relief Connector — 90° Elbow



CAT. NO.	TRADE OR HUB SIZE	THROAT DIA.	CORD RANGE	DIMENSIONS (IN.)		
				A	B	C
4960NM	½"	.55	.125-.375	1½	1¼	¾
4961NM	½"	.55	.310-.560	1½	1¼	¾
4970NM	¾"	.79	.125-.375	1 ¹³ / ₃₂	1 ¹ / ₈	¾
4971NM	¾"	.79	.310-.560	1 ¹³ / ₃₂	1 ¹ / ₈	¾
4972NM	¾"	.79	.500-.750	1 ¹³ / ₃₂	1 ¹ / ₈	¾

UL File No. E 13938

CSA File No. 52391

Meets Coast Guard CG293

Type 304 stainless construction for your harshest environments!

The Ranger® Series of Stainless Steel Liquidtight Cord Connectors

Until now, there's been no ideal solution for liquidtight connections of portable cord to a box or enclosure in corrosive environments. Steel connectors rust, and non-metallic connectors can't withstand high temperatures or ultraviolet exposure.

In response to customer demand, Thomas & Betts has developed the latest addition to its high-performance line of Ranger® Cord Connectors. Made of Type 304 stainless steel, Ranger® Stainless Steel Liquidtight Cord Connectors stand up to highly corrosive environments — such as washdown areas in food and beverage or pharmaceutical processing — as well as high temperatures and UV exposure.

Application

- Provide means for passing a cord cable into an enclosure, through a bulkhead or into a rigid conduit
- Form a mechanical grip and water and/or oil-resistant seal for cord
- Form a non-slip connection or termination for flexible cord

Cord & Cable Type

- SJ, SJE, SJE0, SJE00, SJO, SJOW, SJ00, SJ00W, SJT, SJTW, SJTO, SJTOW, SJTO0, SJTO0W, S0, SOW, SOO, SOOW, SV, ST, STD, SVD

Features

- Extended range with superior strain relief
- Reduced overall size, fits into tighter spaces
- Gland nut designed to restrict cable bending

Materials

Body, Gland Nut, Grip Type 304 stainless steel
 Bushing Thermoplastic rubber
 Grip Ring Nylon
 O-Ring (supplied) Buna N

Environment Classification

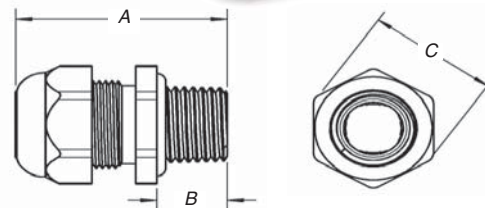
Ordinary locations (wet or dry)
 Temperature Rating -20° C to 105° C (-4° F to 221° F)

Range

Cord Range125" to .950"
 Hub Size Range ½" to 1"

Listings/Compliances

¼" and ¾" Sizes UL Recognized
 ½" through 1" Sizes UL Listed and CSA Certified for use with portable cord; UL514B liquidtight cord connectors; UL Type 6 and 4X



Stainless Steel Cable Glands — ¼"-¾" Hub Sizes



CAT. NO.	HUB SIZE (IN.)	CORD DIA. RANGE (IN.)	DIMENSIONS (IN.)			STD. PKG. QTY.
			A	B	C	
2918SST	¼	.118-.256	1.000	.250	.625	25
2919SST	¾	.157-.315	1.313	.438	.750	25

Stainless Steel Liquidtight Strain-Relief Cord Connectors — ½"-1" Hub Sizes



CAT. NO.	HUB SIZE (IN.)	CORD DIA. RANGE (IN.)	DIMENSIONS (IN.)			STD. PKG. QTY.
			A	B	C	
2920SST	½	.125-.375	1.935	.610	1.125	25
2921SST	½	.310-.560	1.935	.610	1.125	25
2922SST	½	.500-.750	2.003	.610	1.125	25
2930SST	¾	.125-.375	2.063	.630	1.125	10
2931SST	¾	.310-.560	2.063	.630	1.125	10
2932SST	¾	.500-.750	2.063	.630	1.125	10
2940SST	1	.310-.560	2.178	.785	1.500	10
2941SST	1	.500-.750	2.218	.785	1.500	10
2942SST	1	.700-.950	2.218	.785	1.500	10



The Ranger® Series of Aluminum Liquidtight Cord Connectors



Application

- A liquidtight connector to connect flexible cord to an enclosure and provide adequate strain relief
- Form a mechanical grip and water and liquidtight seal
- Form a non-slip connection or termination for flexible cord

Cord & Cable Type

- SJ, SJE, SJEW, SJE0, SJE00, SJE00W, SJO, SJOW, SJO0, SJO0W, SJT, SJTW, SJTO, SJTOW, SJTO0, SJTO0W, SO, SOW, SOO, SOOW, SV, ST, STD, SVD

Features

- Available in straight or 90° designs
- Designed to accept a wide range of cables, offering nine fittings that cover cord ranges from .125" through .950"
- Slotted design gland nut to accommodate securing in tight spaces

- Installer can simply use screwdriver to get into the hard-to-reach area and secure the gland nut
- Marked with cable ranges and conduit hub sizes

Material



- Body: Copper-free Aluminum
- Gland Nut, Grip: Copper-free Aluminum — all series
- Bushing: Thermoplastic Rubber
- Grip Ring: Nylon

Environment Classification

- Ordinary locations
- Wet or dry locations
- Temperature Range: -20° C to 105° C (-4° F to 221° F)

Range

- Cord Range: .125" to .950
- Hub Size Range: ½" to 1"



Aluminum Liquidtight Strain-Relief Connectors



CAT. NO.	HUB SIZE	CORD RANGE (IN.)	DIMENSIONS (IN.)				STD. PKG. QTY.	WT. PER 100
			A	B	C	D		
Straight								
2920AL	½"	.125-.375	1⅞	1¾	⅝	—	25	8.50
2921AL	½"	.310-.560	1⅞	1¾	⅝	—	25	8.05
2922AL	½"	.500-.750	1⅞	1¾	⅝	—	25	9.95
2930AL	¾"	.125-.375	1⅞	1⅝	⅜	—	10	12.30
2931AL	¾"	.310-.560	1⅞	1⅝	⅜	—	10	11.90
2932AL	¾"	.500-.750	1⅞	1⅝	⅜	—	10	11.50
2940AL	1"	.310-.560	1⅞	1¾	1⅞	—	10	18.00
2941AL	1"	.500-.750	1⅞	1¾	1⅞	—	10	16.00
2942AL	1"	.700-.950	1⅞	1¾	3⅝	—	10	16.70
90° Elbow								
4960AL	½"	.125-.375	1⅞	1¾	⅝	1⅞	50	23.60
4961AL	½"	.360-.560	1⅞	1¾	⅝	1⅞	50	11.60
4970AL	¾"	.125-.375	1⅞	1⅝	⅜	1⅞	50	17.2
4971AL	¾"	.310-.560	1⅞	1⅝	⅜	1⅞	50	30.00
4972AL	¾"	.500-.750	1⅞	1⅝	⅜	1⅞	50	33.09
4980AL	1"	.310-.560	1⅞	2⅞	1⅞	1¾	25	21.50
4981AL	1"	.500-.750	1⅞	2⅞	1⅞	1¾	25	22.36
4982AL	1"	.700-.950	1⅞	2⅞	1⅞	2	25	18.20

* It may be necessary to remove sufficient outer covering of cable to permit conductors to pass through connector body. All items shown on this page are suitable for use in hazardous locations where general purpose equipment is specifically permitted by the NEC. NEC 501-4(b).

UL File No. E-13938 CSA File No. 52391

For wire mesh grips refer to page A-147.

T&B Liquidtight Strain Relief Cord Connectors

T&B Fittings

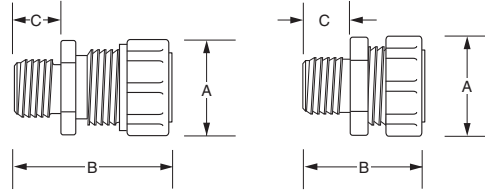



Fig. 1

Fig. 2



The T&B Steel Liquidtight Strain Relief Cord Connector is suited for most general control and power cable applications. This series features sturdy neoprene bushings and tapered hub threads.

Application

- Provide means for passing a cord cable (armored or unarmored) into an enclosure, through a bulkhead or into a rigid conduit
- Form a mechanical grip and water- and/or oil-resistant seal for cord and unarmored or jacketed armored round cables
- Form a non-slip connection or termination for flexible cord, cable (armored or unarmored)
- Provide grounding continuity of cable armor

Cord & Cable Type

- S, SO, SV, ST, STD, SJ, SJO, SJT, SJTO, SVD

Features

- Extended range with superior strain relief
- Reduced overall size, fits into tighter spaces
- Gland nut designed to restrict cable bending

Materials

Body 2500 Series – Steel or Malleable Iron
 2200 Series – Malleable Iron
 Gland Steel
 Bushing Neoprene

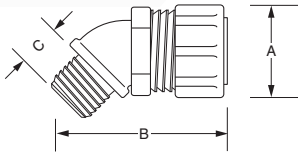
Environment Classification

- Ordinary locations
- Wet or dry locations
- Fittings used in a trade size knockout requiring a NEMA 3R, 4, 6 or 13 listing require a 5262 Series sealing ring

CAT. NO.	CABLE SIZE RANGE MIN.-MAX.	HUB SIZE	THROAT DIA. (MIN.)	FIG.	DIMENSIONS (IN.)			BUSHING PART NO.	GLAND-NUT MODEL NO.	RETAINER MODEL NO.	BODY MODEL NO.
					A	B	C				
2516†	(.060-.125)	1/4"	3/8"	2	3/4"	1 1/8"	1 1/2"	035-73377-5	035-73377-3	035-73377-9	035-73377-1
2517†	(.120-.250)	1/2"	3/4"	2	1 1/4"	1 1/2"	1 3/4"	035-73377-6	035-73377-3	035-73377-9	035-73377-1
2518†	(.060-.150)	3/8"	3/4"	2	3/4"	1 1/4"	1 1/2"	035-73377-7	035-73377-4	035-73377-9	035-73377-2
2519†	(.150-.300)	3/4"	3/4"	2	3/4"	1 1/4"	1 1/2"	035-73377-8	035-73377-4	035-73377-9	035-73377-2
2520	(.125-.250)	1/2"	3/4"	1	1 1/2"	1 1/4"	1 1/2"	053-71411-1	053-71411-37	035-72735-1	053-71411-43
2521	(.250-.375)	1/2"	3/4"	1	1 1/4"	1 1/2"	1 1/2"	053-71411-2	053-71411-37	035-72735-1	053-71411-43
2522	(.375-.500)	1/2"	3/4"	1	1 1/4"	1 1/2"	1 1/2"	053-71411-3	053-71411-37	035-72735-2	053-71411-43
2523	(.450-.560)	1/2"	3/4"	1	1 1/4"	1 1/2"	1 1/2"	053-71411-4	053-71411-37	035-72735-2	053-71411-43
2524*	(.500-.625)	1/2"	3/4"	1	1 1/4"	1 1/4"	1 1/2"	053-71411-59	053-71411-38	035-72735-3	033-72259-21
2525*	(.625-.750)	1/2"	3/4"	1	1 1/4"	1 1/4"	1 1/2"	053-71411-60	053-71411-38	035-72735-3	033-72259-21
2530	(.125-.250)	3/8"	3/4"	1	1 1/4"	1 1/4"	1 1/2"	033-72259-1	053-71411-38	035-72735-4	053-71411-44
2531	(.250-.375)	3/8"	3/4"	1	1 1/4"	1 1/4"	1 1/2"	053-71411-5	053-71411-38	035-72735-4	053-71411-44
2532	(.375-.500)	3/8"	3/4"	1	1 1/4"	1 1/4"	1 1/2"	053-71411-58	053-71411-38	035-72735-4	053-71411-44
2534	(.500-.625)	3/8"	3/4"	1	1 1/4"	1 1/4"	1 1/2"	053-71411-59	053-71411-38	035-72735-3	053-71411-44
2535	(.625-.750)	3/8"	3/4"	1	1 1/4"	1 1/4"	1 1/2"	053-71411-60	053-71411-38	035-72735-3	053-71411-44
2536*	(.750-.880)	3/8"	3/4"	1	1 1/4"	1 1/4"	1 1/2"	053-71411-61	053-71411-39	035-72735-5	033-72259-22
2541	(.250-.375)	1"	3/4"	1	1 1/4"	1 1/2"	1 1/2"	053-71411-5	053-71411-38	035-72735-4	053-71411-45
2542	(.375-.500)	1"	3/4"	1	1 1/4"	1 1/2"	1 1/2"	053-71411-58	053-71411-38	035-72735-4	053-71411-45
2544	(.500-.625)	1"	3/4"	1	1 1/4"	1 1/2"	1 1/2"	053-71411-59	053-71411-38	035-72735-3	053-71411-45
2545	(.625-.750)	1"	3/4"	1	1 1/4"	1 1/2"	1 1/2"	053-71411-60	053-71411-38	035-72735-3	053-71411-45
2546	(.750-.880)	1"	3/4"	1	1 1/4"	1 1/4"	1 1/2"	053-71411-61	053-71411-39	035-72735-5	053-71411-46
2547	(.875-.985)	1"	3/4"	1	1 1/4"	1 1/4"	1 1/2"	053-71411-62	053-71411-39	035-72735-5	053-71411-46
2548*	(.880-1.065)	1"	3/4"	1	2 1/4"	2 1/4"	2 1/2"	053-71411-63	053-71411-40	035-72735-6	033-72259-23
2549*	(1.065-1.205)	1"	3/4"	1	2 1/4"	2 1/4"	2 1/2"	053-71411-64	053-71411-40	035-72735-6	033-72259-23
2558	(.880-1.065)	1 1/4"	1 1/4"	1	2 1/4"	2 1/2"	2 1/2"	053-71411-63	053-71411-40	035-72735-6	053-71411-47
2559	(1.065-1.205)	1 1/4"	1 1/4"	1	2 1/4"	2 1/2"	2 1/2"	053-71411-64	053-71411-40	035-72735-6	053-71411-47
2556*	(1.187-1.375)	1 1/4"	1 1/4"	1	2 1/4"	2 1/4"	2 1/2"	053-71411-18	053-71411-41	035-72735-7	033-72259-24
2557*	(1.375-1.485)	1 1/4"	1 1/4"	1	2 1/4"	2 1/4"	2 1/2"	033-72259-2	053-71411-41	035-72735-7	033-72259-24
2562	(.812-1.000)	1 1/2"	1 1/4"	1	2 1/4"	2 1/4"	2 1/2"	033-72259-3	053-71411-41	035-72735-7	053-71411-48
2563	(1.000-1.187)	1 1/2"	1 1/4"	1	2 1/4"	2 1/4"	2 1/2"	053-71411-17	053-71411-41	035-72735-7	053-71411-48
2564	(1.187-1.375)	1 1/2"	1 1/4"	1	2 1/4"	2 1/4"	2 1/2"	053-71411-18	053-71411-41	035-72735-7	053-71411-48
2565*	(1.375-1.625)	1 1/2"	1 1/4"	1	2 1/4"	2 1/4"	2 1/2"	053-71411-65	053-71411-42	035-72735-8	033-72259-25
2573	(1.125-1.375)	2"	1 1/4"	1	2 1/4"	2 1/4"	2 1/2"	053-71411-66	053-71411-42	035-72735-8	053-71411-49
2574	(1.375-1.625)	2"	1 1/4"	1	2 1/4"	2 1/4"	2 1/2"	053-71411-65	053-71411-42	035-72735-8	053-71411-49
2575	(1.625-1.875)	2"	1 1/4"	1	2 1/4"	3 1/4"	2 1/2"	053-71411-67	053-71411-42	035-72735-8	053-71411-49
2576*	(1.750-1.965)	2"	1 1/4"	1	3 1/2"	3 1/4"	2 1/2"	033-72259-5	033-72259-17	035-72735-9	033-72259-26
2577*	(1.937-2.187)	2"	1 1/4"	1	3 1/2"	3 1/4"	2 1/2"	033-72259-6	033-72259-17	035-72735-9	033-72259-26
2584	(1.750-1.965)	2 1/2"	2"	1	3 1/2"	3 3/4"	1 1/2"	033-72259-5	033-72259-17	035-72735-14	033-72259-27
2585	(1.937-2.187)	2 1/2"	2"	1	3 1/2"	3 3/4"	1 1/2"	033-72259-6	033-72259-18	033-72259-14	033-72259-27
2586*	(2.156-2.360)	2 1/2"	2 1/2"	1	3 3/4"	4 1/4"	1 1/2"	033-72259-7	033-72259-19	033-72259-15	033-72259-28
2587*	(2.350-2.565)	2 1/2"	2 1/2"	1	3 3/4"	4 1/4"	1 1/2"	033-72259-8	033-72259-19	033-72259-15	033-72259-28
2592	(2.156-2.360)	3"	2 1/2"	1	3 3/4"	4 1/4"	1 1/2"	033-72259-7	033-72259-19	033-72259-15	033-72259-29
2593	(2.350-2.565)	3"	2 1/2"	1	3 3/4"	4 1/4"	1 1/2"	033-72259-8	033-72259-19	033-72259-15	033-72259-29
2594	(2.535-2.750)	3"	2 1/2"	1	3 3/4"	4 1/4"	1 1/2"	033-72259-9	033-72259-19	033-72259-15	033-72259-29
2595*	(2.735-2.985)	3"	2 1/2"	1	4 1/4"	4 3/4"	1 1/2"	033-72259-10	033-72259-20	033-72259-16	033-72259-30
2596*	(2.970-3.220)	3"	2 1/2"	1	4 1/4"	4 3/4"	1 1/2"	033-72259-11	033-72259-20	033-72259-16	033-72259-30

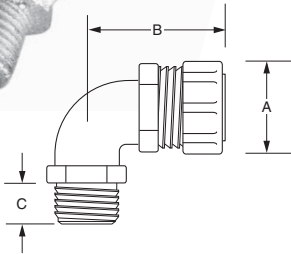



Liquidtight Strain Relief Connectors — 45°



For wire mesh grips refer to page A-147.

Liquidtight Strain Relief Connectors — 90°



* Remove sufficient outer covering of cable to permit conductors to pass through connector body.

† UL not applicable.

Complies with JIC standards.

UL Listed as liquidtight strain relief and outlet bushing. CSA certified watertight.

Temperature rating 105°C.

Suitable for hazardous locations use where general purpose equipment is specifically permitted per NEC Section 501-4(b).

UL File No. E 13938

CSA File No. 589 & 4484

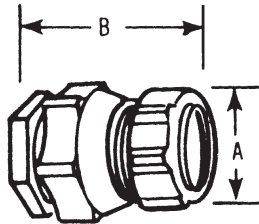
CAT. NO.	CABLE SIZE MIN.-MAX.	HUB SIZE	DIMENSIONS (IN.)			THROAT DIA.
			A	B	C	
2200	(.125-.250)	½"	1½	1¾ ₃₂	¾ ₁₆	¾ ₆₄
2201	(.250-.375)	½"	1½	1¾ ₃₂	¾ ₁₆	¾ ₆₄
2202	(.375-.500)	½"	1½	1¾ ₃₂	¾ ₁₆	¾ ₆₄
2203	(.450-.560)	½"	1½	1¾ ₃₂	¾ ₁₆	¾ ₆₄
2204*	(.500-.625)	½"	1½	1¾ ₃₂	¾ ₁₆	¾ ₆₄
2205*	(.625-.750)	½"	1½	1¾ ₃₂	¾ ₁₆	¾ ₆₄
2206	(.125-.250)	¾"	1¾	1¾ ₃₂	¾ ₈	¾ ₃₂
2207	(.250-.375)	¾"	1¾	1¾ ₃₂	¾ ₈	¾ ₃₂
2208	(.375-.500)	¾"	1¾	1¾ ₃₂	¾ ₈	¾ ₃₂
2209	(.500-.625)	¾"	1¾	1¾ ₃₂	¾ ₈	¾ ₃₂
2210	(.625-.750)	¾"	1¾	1¾ ₃₂	¾ ₈	¾ ₃₂
2211*	(.750-.880)	¾"	1¾ ₁₆	1¾	1¾	¾
2213	(.375-.500)	1"	1¾	1¾	¾ ₃₂	¾ ₁₆
2214	(.500-.625)	1"	1¾	1¾	¾ ₃₂	¾ ₁₆
2215	(.625-.750)	1"	1¾	1¾	¾ ₃₂	¾ ₁₆
2216	(.750-.875)	1"	1¾ ₁₆	1¾ ₃₂	¾ ₃₂	¾ ₁₆
2217*	(.875-.985)	1"	1¾ ₁₆	1¾ ₃₂	¾ ₃₂	¾ ₁₆
2218*	(.880-1.065)	1"	2¼ ₁₆	1¾ ₃₂	¾ ₃₂	¾ ₁₆
2219*	(1.065-1.205)	1"	2¼ ₁₆	1¾ ₃₂	¾ ₃₂	¾ ₁₆
2220*	(.880-1.065)	1¼"	2¼ ₁₆	1¾ ₃₂	¾ ₁₆	¾ ₁₆
2221*	(1.065-1.205)	1¼"	2¼ ₁₆	1¾ ₃₂	¾ ₁₆	¾ ₁₆
2222*	(1.187-1.375)	1¼"	2¼ ₁₆	2¼	¾ ₁₆	1¾ ₆₄
2223*	(1.375-1.485)	1¼"	2¼ ₁₆	2¼	¾ ₁₆	1¾ ₆₄

CAT. NO.	CABLE SIZE MIN.-MAX.	HUB SIZE	DIMENSIONS (IN.)			THROAT DIA.
			A	B	C	
2267	(.125-.250)	½"	1½	1¾ ₃₂	¾ ₈	¾ ₃₂
2268	(.250-.375)	½"	1½	1¾ ₃₂	¾ ₈	¾ ₃₂
2269	(.375-.500)	½"	1½	1¾ ₃₂	¾ ₈	¾ ₃₂
2270	(.450-.560)	½"	1½	1¾ ₃₂	¾ ₈	¾ ₃₂
2250*	(.500-.625)	½"	1¾	1¾ ₁₆	¾ ₁₆	¾ ₆₄
2251*	(.625-.750)	½"	1¾	1¾ ₁₆	¾ ₁₆	¾ ₆₄
2252	(.125-.250)	¾"	1¾	1¾	¾	¾ ₃₂
2271	(.250-.375)	¾"	1¾	1¾	¾	¾ ₃₂
2272	(.375-.500)	¾"	1¾	1¾	¾	¾ ₃₂
2273	(.500-.625)	¾"	1¾	1¾	¾	¾ ₃₂
2274*	(.620-.750)	¾"	1¾	1¾	¾	¾ ₃₂
2253*	(.750-.880)	¾"	1¾ ₁₆	1¾ ₃₂	¾ ₁₆	¾ ₃₂
2254	(.375-.500)	1"	1¾	2	¾ ₃₂	1
2255	(.500-.625)	1"	1¾	2	¾ ₃₂	1
2256*	(.625-.750)	1"	1¾	2	¾ ₃₂	1
2275	(.750-.875)	1"	1¾ ₁₆	2	¾	1
2276	(.875-.985)	1"	1¾ ₁₆	2	¾	1
2257*	(.880-1.065)	1"	2¼ ₁₆	2¾ ₃₂	¾ ₃₂	¾ ₁₆
2258*	(1.065-1.205)	1"	2¼ ₁₆	2¾ ₃₂	¾ ₃₂	¾ ₁₆
2277	(.880-1.065)	1¼"	2¼ ₁₆	2¼	¾ ₁₆	¾ ₁₆
2278	(1.065-1.205)	1¼"	2¼ ₁₆	2¼	¾ ₁₆	¾ ₁₆
2279*	(1.187-1.375)	1¼"	2¼ ₁₆	2¼ ₁₆	¾ ₁₆	1¾ ₃₂
2280*	(1.375-1.485)	1¼"	2¼ ₁₆	2¼ ₁₆	¾ ₁₆	1¾ ₃₂
2281	(.812-1.000)	1½"	2¾ ₁₆	2¾	¾ ₁₆	1¾ ₃₂
2282	(1.000-1.187)	1½"	2¾ ₁₆	2¾	¾ ₁₆	1¾ ₃₂
2283*	(1.187-1.375)	1½"	2¾ ₁₆	2¾	¾ ₁₆	1¾ ₃₂
2284	(1.125-1.375)	2"	2¾ ₃₂	3¼	¾ ₃₂	1¾ ₃₂
2285	(1.375-1.625)	2"	2¾ ₃₂	3¼	¾ ₃₂	1¾ ₃₂
2286	(1.625-1.875)	2"	2¾ ₃₂	3¼	¾ ₃₂	1¾ ₃₂

CHASE® Liquidtight Cord Connectors



T&B Fittings



CAT. NO.	CABLE SIZE RANGE SIZE (IN.)	THROAT DIA.	CORD RANGE	DIMENSIONS (IN.)	
				A	B
2631	(.125-.250)	1/2"	3/16"	1 1/8	1 1/8
2632	(.250-.375)	1/2"	3/16"	1 1/8	1 1/8
2633	(.375-.500)	1/2"	3/16"	1 1/8	1 1/8
2634	(.450-.560)	1/2"	3/16"	1 1/8	1 1/8
2637	(.125-.250)	3/4"	25/32"	1 1/8	1 1/4
2638	(.250-.375)	3/4"	25/32"	1 1/8	1 1/4
2639	(.375-.500)	3/4"	25/32"	1 1/8	1 1/4
2640	(.500-.625)	3/4"	25/32"	1 1/8	1 1/4
2641	(.625-.750)	3/4"	25/32"	1 1/8	1 1/4
2646	(.500-.625)	1"	1"	1 1/8	1 1/8
2647	(.625-.750)	1"	1"	1 1/8	1 1/8
2648	(.750-.880)	1"	1"	1 1/8	1 1/8

Suitable for hazardous locations use in Class I, Div. 2; Class II, Div. 1 and 2; Class III, Div. 1 and 2, where general purpose equipment is specifically permitted per NEC Section 500-2(a).

Complete with O-Ring seal and nylon insulated throat and neoprene bushing.

UL Listed as liquidtight strain relief, and outlet bushing.
CSA certified watertight.

Temperature Rating: 105° C UL File No. E 13938

CSA File No. 589. CHASE® Liquidtight Cord Connectors are ideal for installation where space is limited inside the enclosure.

Multi-Hole Flexible Cord and Cable Connectors



CAT. NO.	HUB SIZE (IN.)	DIA. NO.	CORD DIA. (IN.)
2520-2	1/2"	2	.220
2530-2	3/4"	2	.220
2531-2	3/4"	2	.260
2531-3	3/4"	3	.260
2541-2	1"	2	.300
2542-2	1"	2	.375
2540-3	1"	3	.225
2541-3	1"	3	.300
2540-4	1"	4	.220
2555-2	1 1/4"	2	.500

NOTE: Range of cord dia. ± .010.

In many applications you have only room for one fitting but you need to run two cables for example, proximity switches. Now you can provide strain relief and liquidtight protection with T&B's new multi-hole liquidtight strain relief connectors. With the ever-increasing number of signal cables, now you have a solution to the problem of how to strain relieve multiple cables in one fitting.



2672 Series

Non-Metallic Liquidtight Flexible Cord Connectors — Black Beauty® Series

Application

- A liquidtight connector to connect flexible cord to a box or enclosure and provide adequate strain relief

Features

- Taper Thread hub seals in female hub (A)
- Neoprene bushing provides liquidtight installation (B)
- Hand tightens — no tools needed for assembly
- Segmented chuck provides high mechanical pullout performance — will not cut or damage cord jacket (C)
- Corrosion and weather resistant plastic is excellent for outdoor/indoor use
- Plastic parts improve dielectric strength and provide insulated throat (D)
- Wide range — reduces inventories

Standard Material

Body, Gland & Segmented Chuck Weather stabilized thermoplastic rated for -34° C (-29° F) to 105° C (221° F) application.
 Bushing Neoprene

Standard Finish

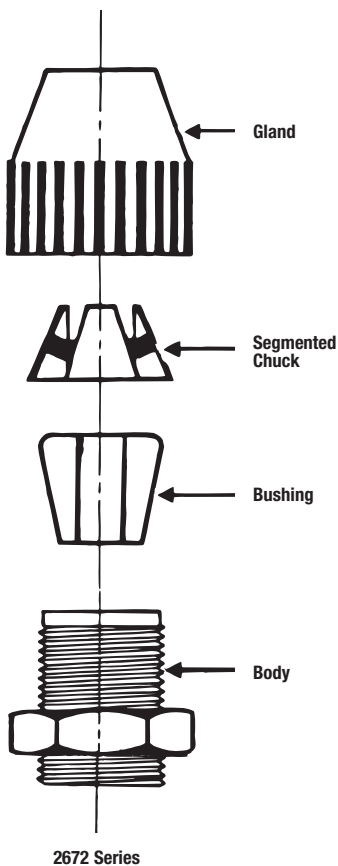
All parts as molded.

Range

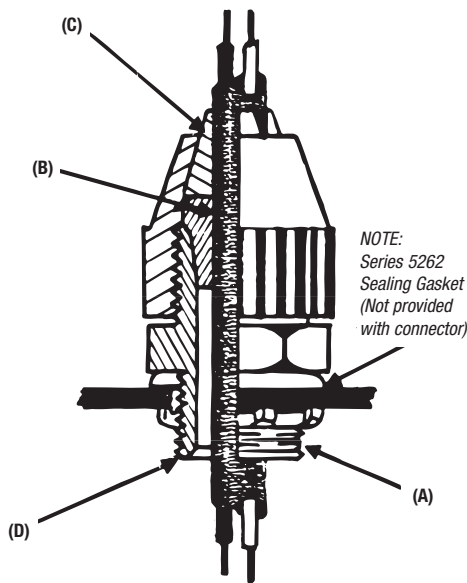
.250 outside diameter to 1.020 outside diameter Type S, SO, SV, ST, STO, SJ, SJO, SJT, SJTO, SVTO, SVO, SVT Flexible Cords & Cables

Listings/Compliances

UL (UL File No. E-23018)
 CSA LR-2884, LR-4484
 UL 514B
 CSA C22.2 No. 18
 NFPA 70-1999 (ANSI)
 Federal Standard H-28 (Threads)



2672 Series



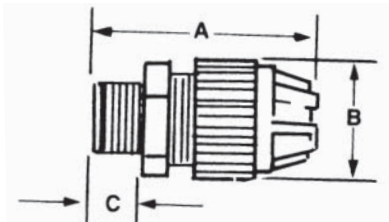
Typical Installation

Rugged, weather-stabilized nylon construction!

Black Beauty® Non-Metallic Liquidtight Strain Relief Connector — Straight



T&B Fittings



- UL 94-V2 flammability rated
- Temperature rating: -34° C to +105° C
- Meets Coast Guard CG293

CAT. NO.	TRADE OR HUB SIZE	THROAT DIAM. (IN.)	CORD RANGE (IN.)	DIMENSIONS (IN.)		
				A	B	C
2671	3/8"	0.33	.125-.275	2.0	.90	.46
2690	1/2"	0.33	.125-.275	2.3	.90	.60
2672	1/2"	0.55	.250-.400	2.6	1.27	.60
2673*	1/2"	0.55	.400-.560	2.6	1.27	.60
2691*	1/2"	0.54	.560-.690	3.0	1.57	.60
2692*	1/2"	0.54	.660-.780	3.0	1.57	.60
2693	3/4"	0.55	.250-.400	2.7	1.27	.62
2694*	3/4"	0.55	.400-.560	2.7	1.27	.62
2674	3/4"	0.79	.560-.690	3.0	1.57	.62
2675	3/4"	0.79	.660-.780	3.0	1.57	.62
2696*	3/4"	0.76	.770-.895	3.2	1.89	.62
2676	1"	0.98	.660-.780	3.3	1.89	.77
2677	1"	0.98	.770-.895	3.3	1.89	.77
2678*	1"	0.98	.870-1.020	3.3	1.89	.77
2699	1"	0.98	.890-1.090	4.2	2.58	.77
2702	1 1/4"	1.25	.890-1.090	4.2	2.58	.80
2703	1 1/4"	1.25	1.080-1.280	4.0	2.58	.80
2704	1 1/4"	1.25	1.270-1.470	4.0	2.58	.80
2705-TB	1 1/2"	1.47	.890-1.150	4.2	2.95	.82
2706	1 1/2"	1.47	1.140-1.400	4.3	2.95	.82
2707	1 1/2"	1.47	1.390-1.650	4.3	2.95	.82
2708	2"	1.89	1.190-1.530	5.1	3.50	.84
2709	2"	1.89	1.520-1.860	4.9	3.50	.84
2710*	2"	1.89	1.850-2.190	4.9	3.50	.84

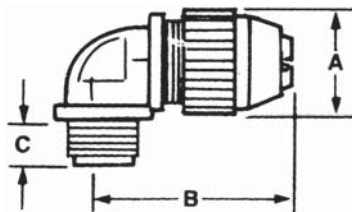
*Remove sufficient outer covering of cable to permit conductors to pass thru connector body.

UL File No. E 13938
CSA File No. 52391

All items shown on this page are suitable for use in hazardous location where general purpose equipment is specifically permitted by the NEC. Class I, Div. 2. Class II, Div. 1 & 2. Class III, Div. 1 & 2. NEC 501-4(b), 502-4(a)(b), 503-3(a)(b).

90° angle with a standard-size body!

Black Beauty® Non-Metallic Liquidtight Strain Relief Connector — 90° Elbow



- Weather-stabilized nylon construction
- UL 94-V2 flammability rated
- Temperature rating: -34° C to +105° C
- Meets Coast Guard CG293

CAT. NO.	TRADE OR HUB SIZE	THROAT DIAM. (IN.)	CORD RANGE (IN.)	DIMENSIONS (IN.)		
				A	B	C
2680	3/8"	.33	.125-.275	2 9/32	1 1/4	.460
2681	1/2"	.55	.250-.400	—	—	—
2682*	1/2"	.55	.400-.560	—	—	—
2683	3/4"	.78	.560-.690	—	—	—
2684	3/4"	.78	.660-.780	—	—	—
2688	1"	.98	.560-.690	1 7/32	3/4	.770
2685	1"	.98	.660-.780	1 7/32	3/4	.770
2686	1"	.98	.770-.895	1 7/32	3 5/16	.770
2687*	1"	.98	.870-1.020	1 7/32	3	.770

*Remove sufficient outer covering of cable to permit conductors to pass thru connector body. 90° angle, standard size body.

UL File No. E 13938
CSA File No. 52391

All items shown on this page are suitable for use in hazardous locations where general purpose equipment is specifically permitted by the NEC. Class I, Div. 2. Class II, Div. 1 & 2. Class III, Div. 1 & 2. NEC 501-4(b), 502-4(a)(b), 503-3(a)(b).



The T&B WMG-PC Series Wire Mesh Grips for Portable Cord

T&B Wire Mesh grips are ordered separately and fit with your existing inventory of Ranger® connectors and liquidtight strain relief connectors. There's no need to duplicate inventory.

Application

- Provides high gripping strength for adequate cable support and strain relief without damage to the cable sheath
- Compression of a tapered neoprene bushing ensures the watertight integrity of the fittings
- To meet National Electrical Code or NEC requirements for electrical installations in hazardous atmospheres, a sealing fitting may be required in conjunction with the cable and cord fitting

Cord & Cable Type

- S, SO, SV, ST, STD, SJ, SJO, SJT, SJTO, SVD

Features

- Prevents severe cord bends and pullouts
- Used in aluminum and/or steel fittings



Now Includes Ranger® Series

Materials

- Wiremesh made of stainless steel.
- Retaining rings made of aluminum

Environment Classification

- Ordinary locations

Range

- .187 – 3.220



T&B® Fittings

How to select proper wiremesh grip:

1. Determine O.D. of portable cord, e.g., .200
2. Determine size of knockout or threaded hub, e.g. ½"
3. Select Cat. No. of strain relief connector, e.g., 2520, 2920AL.
4. Match up O.D. with grip range and strain relief to determine Cat. No. of Wiremesh Grip (e.g., .200 + 2520 = WMP-PC1)



2920 Series



2920AL Series



2516 Series

CAT. NO.	GRIP RANGE	STRAIN RELIEF CONNECTOR							
		STRAIGHT		45°		90°		RANGER® ALUMINUM	T&B STEEL
		RANGER® STEEL	RANGER® ALUMINUM	RANGER® STEEL	T&B STEEL	RANGER® STEEL	RANGER® ALUMINUM		
WMG-PC1	.187-.250	2920	2920AL	2520	4920	2200	4960	4960AL	2267
WMG-PC2	.250-.375	2920	2920AL	2521	4920	2201	4960	4960AL	2268
WMG-PC3	.375-.500	2921	2921AL	2522	4921	2202	4961	4961AL	2269
WMG-PC4	.500-.625	2922	2922AL	2524	4922	2204	4962	4962AL	2250
		2932	2932AL	2534	4932	2209	4972	4972AL	2273
		2941	2941AL	2544	4941	2214	4981	4981AL	2255
WMG-PC5	.625-.750	2922	2922AL	2525	4922	2205	4962	4962AL	2251
		2932	2932AL	2535	4932	2210	4972	4972AL	2274
		2941	2941AL	2545	4941	2215	4981	4981AL	2256
WMG-PC6	.187-.250	2930	2930AL	2530	4930	2206	4970	4970AL	2252
WMG-PC7	.250-.375	2930	2930AL	2531	4930	2207	4970	4970AL	2271
WMG-PC8	.375-.500	2940	2940AL	2541	4940	2208	4980	4980AL	2254
		2931	2931AL	2532	4931	2208	4961	4961AL	2272
		2940	2940AL	2542	4940	2213	4980	4980AL	2254
WMG-PC9	.750-.875	2942	2942AL	2536	4942	2211	4982	4982AL	2253
		—	—	2546	4942	2216	—	—	2275
WMG-PC10	.875-1.000	—	—	2547	—	2217	—	—	2276
WMG-PC11	.875-1.000	—	—	2548	—	2218	—	—	2257
		—	—	2558	—	2220	—	—	2277
WMG-PC12	1.000-1.125	—	—	2548	—	2218	—	—	2257
		—	—	2558	—	2220	—	—	2277
		—	—	2549	—	2219	—	—	2258
		—	—	2559	—	2221	—	—	2278
WMG-PC13	1.125-1.250	—	—	2549	—	2219	2258	2258	2219
		—	—	2559	—	2221	—	—	2278
		—	—	2556	—	2221	2279	2279	2222
WMG-PC14	1.125-1.250	—	—	2563	—	2221	—	—	2282
		—	—	2564	—	2221	—	—	2283
		—	—	2564	—	2222	—	—	2283
WMG-PC15	1.250-1.375	—	—	2564	—	2222	—	—	2256
WMG-PC16*	1.375-1.500	—	—	2557	—	2223	—	—	2280
WMG-PC17*	1.125-1.250	—	—	2573	—	—	—	—	2284
WMG-PC18*	1.250-1.375	—	—	2573	—	—	—	—	2284
WMG-PC19*	1.375-1.500	—	—	2565	—	—	—	—	2285
		—	—	2574	—	—	—	—	—
WMG-PC20*	1.500-1.625	—	—	2565	—	—	—	—	2285
		—	—	2574	—	—	—	—	—
WMG-PC21*	1.625-1.750	—	—	2575	—	—	—	—	2286
WMG-PC22*	1.750-1.875	—	—	2575	—	—	—	—	2286

*Replacement Gland Nut supplied with these catalog numbers only.

Low-profile cable gland perfect for tight spots.

Non-Metallic Cable Glands

T&B Nylon Cable Glands have a sturdy cable sealing mechanism that results in superior strain relief. The compact size ensures quick and easy installation in cramped spaces. The non-metallic construction provides excellent corrosion, chemical and impact resistance. The glands have long threads and locknuts are available.



T&B Fittings

- Halogen-free
- Flame-retardant UL 94V0
- Rated IP 68 5 BAR, suitable for NEMA 4 enclosures
- UL Listed*, CSA listed for certain ranges of cable
- Working temperatures -30° C (-86° F) to +80° C (176° F)
- Continuous, +150° C (276° F) Intermittent
- Meets VDE ratings

* Material not UV resistant. Sturdy Nylon 6 for strong, lightweight construction. Gray color shown, also available in black.



CAT. NO. FITTINGS	THREAD SIZE	COLOR	CORD RANGE		LENGTH OF THREAD		USE T&B LOCKNUT CAT. NO.	UNIT PKG.	STD. PKG.
			IN.	MM	IN.	MM			
NPT Threads									
CC-NPT38-B	3/8"	Black	.197-.394	5-10mm	.590	15mm	—	50	250
CC-NPT38-G	3/8"	Gray	.197-.394	5-10mm	.590	15mm	—	50	250
CC-NPT12-B	1/2"	Black	.394-.551	10-14mm	.590	15mm	LN501	50	250
CC-NPT12-G	1/2"	Gray	.394-.551	10-14mm	.590	15mm	LN501	50	250
CC-NPT34-B	3/4"	Black	.512-.709	13-18mm	.590	15mm	LN502	25	100
CC-NPT34-G	3/4"	Gray	.512-.709	13-18mm	.590	15mm	LN502	25	100
CC-NPT1-B	1"	Black	.709-.984	18-25mm	.709	18mm	LN503	20	100
CC-NPT1-G	1"	Gray	.709-.984	18-25mm	.709	18mm	LN503	20	100
ISO/Metric Threads									
CC-ISO16-G	16	Gray	.197-.394	5-10mm	.394	10mm	LN-ISO16-G	50	200
CC-ISO20-G	20	Gray	.236-.473	6-12mm	.590	15mm	LN-ISO20-G	50	200
CC-ISO25-G	25	Gray	.512-.709	13-18mm	.590	15mm	LN-ISO25-G	25	100
CC-ISO32-G	32	Gray	.709-.984	16-25mm	.590	15mm	LN-ISO32-G	20	100
CC-ISO40-G	40	Gray	.748-1.10	22-32mm	.709	18mm	LN-ISO40-G	15	75
PG Threads									
CC-PG7-G	7	Gray	.118-.256	3-6.5mm	.315	8mm	LN-PG7-G	50	200
CC-PG9-G	9	Gray	.157-.315	4-8mm	.315	8mm	LN-PG9-G	50	200
CC-PG11-G	11	Gray	.197-.394	5-10mm	.315	8mm	LN-PG11-G	25	100
CC-PG135-G	13 1/2	Gray	.236-.473	6-12mm	.354	9mm	LN-PG135-G	25	100
CC-PG16-G	16	Gray	.394-.551	10-14mm	.394	10mm	LN-PG16-G	25	100
CC-PG21-G	21	Gray	.512-.709	13-18mm	.433	11mm	LN-PG21-G	10	50
CC-PG29-G	29	Gray	.709-.984	18-25mm	.433	11mm	LN-PG29-G	10	50
CC-PG36-G	36	Gray	.867-1.26	22-32mm	.512	13mm	LN-PG36-G	10	50

* Listed under UL file E13938, control #137B NPT and PG threaded Cable Glands are UL Listed, ISO/Metric Threaded Cable Glands are not UL Listed.

Non-Metallic Cable and Cord Fittings

Non-Metallic Cable/Cord Fitting with Integral Strain-Relief

Thomas & Betts is pleased to announce the new non-metallic spiral cable/cord connector. T&B spiral cable/cord connectors are ideal in environments where maximum protection is needed against conductor fatigue caused by flexing cables.

- Strain-relief is integral to the fitting, saving time and costs of additional parts for cable/cord installations
- UL listed
- Contains an IP68 rating for NEMA 4 enclosures
- Meets VDE ratings for European applications

Specifications

Materials Polyamide 6 (Body, Cap)
 Neoprene (Sealing Ring)

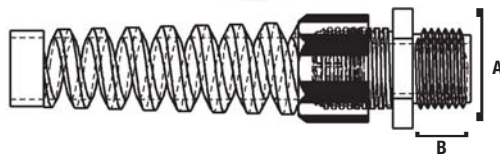
Colors Available Black, Gray

Protection Class IP 68, 5 Bar

Temperature Range - 30° C to +80° C permanent
 (-86° F - +176° F)

Operating Temperature Up to +150° C (+276° F)
 continuous

Please contact your Thomas & Betts sales representative regarding our custom grommet offering.



T&B Fittings



CAT. NO.	SIZE	MIN. CABLE RANGE	MAX CABLE RANGE	USE T&B LOCKNUT CAT. NO.	COLOR	DIMENSIONS (IN.)		STD. PKG. QTY.
						A	B	
SP-NPT38-G	3/8"	.197	.394	—	Gray	.866	.590	25
SP-NPT38-B	3/8"	.197	.394	—	Black	.866	.590	25
SP-NPT12-G	1/2"	.394	.551	LN501	Gray	1.062	.590	25
SP-NPT12-B	1/2"	.394	.551	LN501	Black	1.062	.590	25
SP-NPT34-G	3/4"	.512	.709	LN502	Gray	1.299	.590	25
SP-NPT34-B	3/4"	.512	.709	LN502	Black	1.299	.590	25

Space and labor-saving cord fittings for panels.

Multi-Hole Cord Grip Connectors

- Ideal in limited space environments where multiple cables run into an enclosure
- Small cables such as instrumentation wires, proximity device wiring and signal cables can run safely into the enclosure
- Liquidtight, easy to assemble, provide good strain relief, offer a wide clamping range and are simple to use



CAT. NO.	TRADE SIZE	NUMBER OF OPENINGS	CABLE RANGE		BODY LENGTH		LENGTH PER 100	THREAD WEIGHT
			MINIMUM	MAXIMUM	MINIMUM	MAXIMUM		
CC-NPT12-G2	1/2"	2	.190	.250	1.051"	1.291"	.590"	2.5 lbs.
CC-NPT12-G3	1/2"	3	.190	.250	1.051"	1.291"	.590"	2.5 lbs.
CC-NPT34-G2	3/4"	2	.230	.290	1.283"	1.492"	.590"	2.5 lbs.
CC-NPT34-G3	3/4"	3	.230	.290	1.283"	1.492"	.590"	2.5 lbs.
CC-NPT34-G4	3/4"	4	.230	.290	1.283"	1.492"	.590"	2.5 lbs.

* Based on the comparative material and labor costs of installing one multi-hole connector rather than three connectors in the same panel.