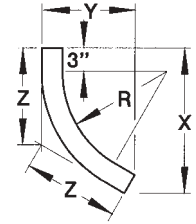

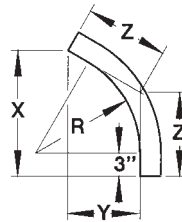



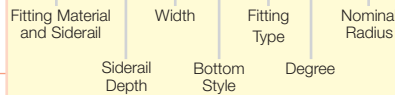
H-Style Fittings Vertical Bends 60°

Aluminum Cable Tray



Part Numbering System

AHF-7-36-V-VO60-24



Selection Guide

Inside Tray Widths: **6, 9, 12, 18, 24, 30, 36**

Angle: **60°**

Nominal Radius: **12, 24, 36, 48**

Bottom Styles: **L-** Ladder, **V-** Ventilated, **S-** Solid

Side Rail Depth: **4"- 7"**

Technical Specifications

Aluminum
Fittings

60° Vertical BEND — H-Style

Nominal Radius	R	Width	Cat.Number	(+) VO Siderail Height 4" - 7"			(+) VI Siderail Height												
				X	Y	Z	4"			5"			6"			7"			
				X	Y	Z	X	Y	Z	X	Y	Z	X	Y	Z	X	Y	Z	
12	6		AHF(t)-06-(*)-(+)60-12																
	9		AHF(t)-09-(*)-(+)60-12																
	12		AHF(t)-12-(*)-(+)60-12																
	18		AHF(t)-18-(*)-(+)60-12	14-7/8,	8-5/8,	9-15/16	18-1/2,	12-3/4,	12-5/16	19-5/16,13-11/16,	12-7/8	20-5/16,14-13/16,13-1/2	21-1/8,	15-13/16,	14-1/8				
	24		AHF(t)-24-(*)-(+)60-12																
	30		AHF(t)-30-(*)-(+)60-12																
36		AHF(t)-36-(*)-(+)60-12																	
24	6		AHF(t)-06-(*)-(+)60-24																
	9		AHF(t)-09-(*)-(+)60-24																
	12		AHF(t)-12-(*)-(+)60-24																
	18		AHF(t)-18-(*)-(+)60-24	25-5/16,	14-5/8,	16-7/8	28-7/8,	18-3/4,	19-1/4	29-11/16,19-11/16,19-13/16	30-11/16,20-13/16,20-7/16	31-9/16,	21-13/16,	21					
	24		AHF(t)-24-(*)-(+)60-24																
	30		AHF(t)-30-(*)-(+)60-24																
36		AHF(t)-36-(*)-(+)60-24																	
36	6		AHF(t)-06-(*)-(+)60-36																
	9		AHF(t)-09-(*)-(+)60-36																
	12		AHF(t)-12-(*)-(+)60-36																
	18		AHF(t)-18-(*)-(+)60-36	35-11/16,	20-5/8,	23-13/16	39-5/16,	24-3/4,	26-3/16	40-1/16,25-11/16,26-11/16	41-1/16,26-13/16,27-3/8	41-15/16,27-13/16,27-15/16							
	24		AHF(t)-24-(*)-(+)60-36																
	30		AHF(t)-30-(*)-(+)60-36																
36		AHF(t)-36-(*)-(+)60-36																	
48	6		AHF(t)-06-(*)-(+)60-48																
	9		AHF(t)-09-(*)-(+)60-48																
	12		AHF(t)-12-(*)-(+)60-48																
	18		AHF(t)-18-(*)-(+)60-48	46-1/16,	26-5/8,	30-11/16	49-11/16,30-3/4,	33-1/8	50-7/16,31-11/16,33-5/8	51-1/2,32-13/16,34-5/16	52-5/16,	33-13/16,	34-7/8						
	24		AHF(t)-24-(*)-(+)60-48																
	30		AHF(t)-30-(*)-(+)60-48																
36		AHF(t)-36-(*)-(+)60-48																	

(t) Insert side rail depth. (*) Insert bottom style to complete Catalogue Number. (+) Insert "VO" for vertical outside or "VI" for vertical inside. Includes 1 pair of splice plates with hardware.