

Schedule 40 Fittings Technical  
**Schedule 40 Fittings Dimensions & Information**



**Injection Molded Dimension References:**

- G** = (LAYING LENGTH) Intersection of center lines to bottom of socket/thread; 90° elbows, tees, crosses; ± 1/32 inch.
- H** = Intersection of center lines to face of fitting; 90° elbows tees, crosses; ± 1/32 inch.
- J** = Intersection of center lines to bottom of socket/thread; 45° elbows; ± 1/32 inch

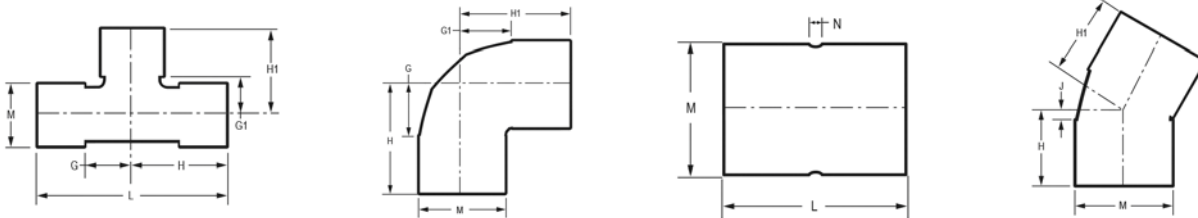
- L** = Overall length of fittings; ± 1/16 inch.
- M** = Outside diameter of socket/thread hub; ± 1/16 inch.
- N** = Socket bottom to socket bottom; couplings; ± 1/16 inch.
- W** = Height of cap; ± 1/16 inch.

**Fabricated Dimension References:**

- G** = (LAYING LENGTH) Intersection of center lines to bottom of socket/thread; 90° elbows, tees, crosses; ± 1/4 inch; 14" & larger ± 1/2 inch.
- H** = Intersection of center lines to face of fitting; 90° elbows ± 1/4 inch, 14" & larger ± 3/4 inch; wyes ± 1/2 inch; tees, crosses ± 1/4 inch; 14" larger ± 1/2 inch.
- J** = Intersection of center lines to bottom of socket/thread; 45° elbows; ± 1/4 inch; 14" & larger ± 1/2 inch.

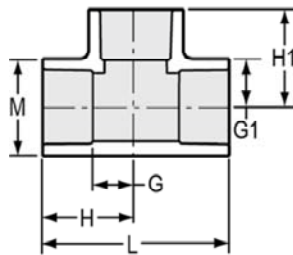
- L** = Overall length of fittings; ± 1/2 inch.; wyes ± 1 inch; 14" & larger ± 1 inch.
- M** = Outside diameter of socket/thread hub; ± 1/4 inch.
- N** = Socket bottom to socket bottom; couplings; ± 1/2 inch.
- W** = Height of cap; ± 1/4 inch.

**Typical Fabricated Dimension References**



**Tee**

Socket x Socket x Socket



Part Number	Size	G	G1	H	H1	L	M	Approx. Wt. (Lbs.)
401-003	3/8	3/8	3/8	1- 1/8	1- 1/8	2- 1/4	31/32	.03
401-005	1/2	1/2	5/8	1- 1/4	1- 1/4	2- 1/2	1- 3/32	.06
401-007	3/4	9/16	9/16	1- 9/16	1- 9/16	3- 1/8	1- 5/16	.09
401-010	1	11/16	11/16	1- 3/4	1- 3/4	3- 1/2	1- 5/8	.15
401-012	1-1/4	7/8	7/8	2- 1/8	2- 1/8	4- 1/4	2	.25
401-015	1-1/2	1-1/8	1-1/8	2-3/8	2-3/8	4-3/4	2- 1/4	.33
401-020	2	1- 3/8	1- 3/8	2- 3/4	2- 3/4	5- 1/2	2- 3/4	.50
401-025	2-1/2	1-21/32	1-21/32	3-13/32	3-13/32	6-13/16	3-11/32	.96
401-030	3	1-15/16	1-15/16	3-27/32	3-27/32	7-11/16	4	1.40
401-040	4	2-13/32	2-13/32	4- 7/16	4- 7/16	8- 7/8	5- 1/32	2.34
401-050	5	3	3	6	6	12	6- 5/32	4.58
401-060	6	3- 5/8	3- 5/8	6-21/32	6-21/32	13- 5/16	7- 9/32	5.89
401-080	8	4- 1/2	4- 1/2	8-17/32	8-17/32	17- 1/16	9- 3/8	11.57
401-100	10	5-13/16	5-13/16	10-27/32	10-27/32	21-11/16	11-21/32	24.00
401-100F <sup>2</sup>	10	9- 7/8	9- 3/8	15- 1/8	14- 5/8	30- 1/4	11- 1/2	36.42
401-120	12	6-27/32	6-27/32	12-27/32	12-27/32	25-11/16	13- 3/4	37.29

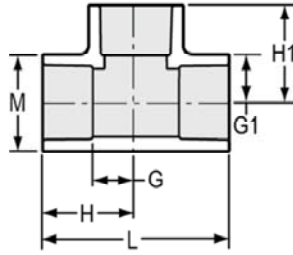


Schedule 40 Fittings Technical  
**Schedule 40 Fittings Dimensions & Information**

**Tee**

Socket x Socket x Socket

(Continued)

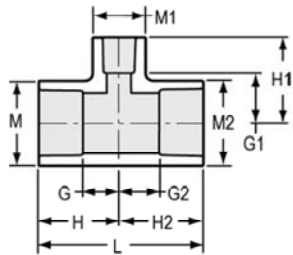


Part Number	Size	G	G1	H	H1	L	M	Approx. Wt. (Lbs.)
401-120F*	12	10- 3/4	10- 3/16	17	16- 7/16	34	13- 9/16	56.36
401-140	14	7- 1/32	7- 1/32	14- 7/32	14- 1/32	28- 7/16	15-21/32	61.75
401-140F*	14	11- 3/8	11	18- 3/8	18	36- 3/4	14- 7/8	73.73
401-160F*	16	15	12- 7/8	23	20- 7/8	46	17	106.38
401-180F*	18	15- 7/8	13- 3/8	24- 7/8	22- 3/8	49- 3/4	19- 1/8	151.25
401-200F*	20	18- 1/4	15-7/16	28- 1/4	25-7/16	56- 1/2	21- 3/16	206.74
401-240F*	24	21- 1/8	17- 1/2	33- 1/8	29- 1/2	66- 1/4	25- 3/8	337.03

\* Fabricated

**Tee - Reducing**

Socket x Socket x Socket



Part Number	Size	G	G1	G2	H	H1	H2	L	M	M1	M2	Approx. Wt. (Lbs.)
401-053	3/8X1/2	17/32	21/32	17/32	2- 1/32	1- 3/4	2- 1/32	4- 1/16	7/8	1- 3/32	7/8	.08
401-074	1/2X3/4	9/16	9/16	9/16	1- 5/16	1- 9/16	1- 5/16	2- 5/8	1-3/32	1-5/16	1-3/32	.07
401-075	1/2X1	25/32	9/16	25/32	1-17/32	1-11/16	1-17/32	3- 1/16	1- 1/16	1- 5/8	1- 1/16	.10
401-094	3/4X1/2X1/2	17/32	21/32	17/32	1-17/32	1-13/32	1- 9/32	2-13/16	1- 5/16	1- 3/32	1- 3/32	.08
401-095	3/4X1/2X3/4	13/16	5/8	5/8	1-13/16	1-15/32	1- 3/8	3- 3/16	1- 5/16	1- 5/16	1- 1/16	.10
401-101	3/4X1/2	17/32	5/8	17/32	1- 7/16	1- 3/8	1- 7/16	2-29/32	1- 5/16	1- 1/8	1- 5/16	.08
D401-101	3/4X1/2	9/16	19/32	17/32	1-17/32	1-27/32	1-17/32	3- 1/16	1- 5/16	1- 3/32	1- 5/16	.10
401-102	3/4X1	23/32	5/8	23/32	1-21/32	1-21/32	1-21/32	3- 5/16	1- 5/16	1- 5/8	1- 5/16	.11
401-122	1X1/2X1	23/32	23/32	27/32	1-25/32	1-25/32	1-19/32	3- 7/16	1- 5/8	1- 5/8	1- 3/32	.15
401-124	1X3/4X1/2	5/8	23/32	19/32	1-21/32	1-15/32	1- 1/2	3- 5/32	1- 5/8	1- 3/32	1- 5/16	.11
401-125	1X3/4X3/4	21/32	25/32	5/8	1-25/32	1-25/32	1- 5/8	3- 7/16	1-19/32	1- 5/16	1- 5/16	.14
401-126	1X3/4X1	3/4	13/16	13/16	1-29/32	1-15/16	1-13/16	3- 3/4	1- 5/8	1- 5/8	1- 5/16	.16
401-130	1X1/2	9/16	13/16	9/16	1- 5/8	1- 9/16	1- 5/8	3- 3/16	1- 5/8	1- 1/16	1- 5/8	.12
D401-130	1X1/2	11/16	25/32	11/16	1-23/32	2- 1/32	1-23/32	3-15/32	1- 5/8	1- 1/8	1- 5/8	.15
401-131	1X3/4	19/32	3/4	19/32	1- 5/8	1-21/32	1- 5/8	3- 9/32	1- 5/8	1- 5/16	1- 5/8	.13
401-132	1X1-1/4	31/32	27/32	31/32	2- 3/32	2- 3/32	2- 3/32	4- 3/16	1- 5/8	1-31/32	1- 5/8	.21
401-133	1X1-1/2	1- 1/8	13/16	1- 1/8	2- 1/4	2-3/32	2- 1/4	4- 15/32	1- 5/8	2- 1/4	1- 5/8	.25
401-134	1X2	1- 7/16	27/32	1- 7/16	2- 1/2	2-3/16	2- 1/2	5	1- 5/8	2- 3/4	1- 5/8	.28
401-156	1-1/4X1X1/2	11/16	1	11/16	1-15/16	1- 3/4	1-23/32	3-21/32	2	1- 1/8	1- 5/8	.17
401-157	1-1/4X1X3/4	25/32	1- 1/16	25/32	2- 1/32	2	1-27/32	3- 7/8	2	1-11/32	1- 5/8	.20
401-158	1-1/4X1X1	31/32	1- 1/16	7/8	2- 5/32	2- 3/32	1-29/32	4- 1/16	2	1-11/16	1- 5/8	.22
401-166	1-1/4X1/2	17/32	29/32	17/32	1-25/32	1-21/32	1-25/32	3- 9/16	1-31/32	1- 3/32	1-31/32	.18

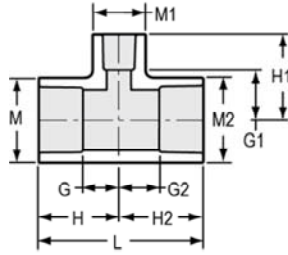
Schedule 40 Fittings Technical  
**Schedule 40 Fittings Dimensions & Information**



**Tee - Reducing**

Socket x Socket x Socket

(Continued)



Part Number	Size	G	G1	G2	H	H1	H2	L	M	M1	M2	Approx. Wt. (Lbs.)
D401-166	1-1/4X1/2	23/32	31/32	23/32	1-31/32	2- 3/16	1-31/32	3-29/32	2	1- 1/8	2	.21
401-167	1-1/4X3/4	21/32	31/32	21/32	1-29/32	1-31/32	1-29/32	3-13/16	2	1-11/32	2	.19
401-168	1-1/4X1	13/16	1	13/16	1-15/16	2	1-15/16	3-27/32	2	1- 5/8	2	.21
401-169	1-1/4X1-1/2	1- 3/32	1	1- 3/32	2-11/32	2- 5/16	2-11/32	4-11/16	1-31/32	2- 7/32	1-31/32	.30
401-170	1-1/4X2	1-11/32	1	1-11/32	2-19/32	2- 3/8	2-19/32	5- 3/16	2	2- 3/4	2	.38
401-199	1-1/2X1-1/4X1/2	11/16	1- 1/8	11/16	2	1- 7/8	1-15/16	3-15/16	2- 1/4	1- 1/8	2	.21
401-201	1-1/2X1-1/4X3/4	21/32	1- 5/32	21/32	1-15/16	2- 3/16	1-15/16	3- 7/8	2- 1/4	1-11/32	2	.25
401-202	1-1/2X1-1/4X1	13/16	1- 3/16	13/16	2- 1/8	2- 9/32	2- 1/16	4- 3/16	2- 1/4	1- 5/8	2	.28
401-209	1-1/2X1/2	17/32	1- 3/32	17/32	1-27/32	1-27/32	1-27/32	3-11/16	2- 7/32	1- 1/8	2- 7/32	.22
D401-209	1-1/2X1/2	17/32	1- 1/16	17/32	1-27/32	2- 5/16	1-27/32	3-11/16	2- 7/32	1- 1/16	2- 7/32	.22
401-210	1-1/2X3/4	21/32	1- 3/32	21/32	1-31/32	2- 3/32	1-31/32	3-29/32	2- 7/32	1- 5/16	2- 7/32	.24
401-211	1-1/2X1	25/32	27/32	25/32	2- 3/32	1-31/32	2- 3/32	4- 3/16	2- 7/32	1- 5/8	2- 7/32	.27
401-212	1-1/2X1-1/4	1	1- 3/16	1	2- 9/32	2- 7/16	2- 9/32	4-19/32	2- 1/4	2	2- 1/4	.31
401-213	1-1/2X2	1- 5/16	1- 3/16	1- 5/16	2- 5/8	2- 9/16	2- 5/8	5- 7/32	2- 1/4	2- 3/4	2- 1/4	.39
401-214	1-1/2X2-1/2	1-21/32	1- 3/16	1-21/32	2-31/32	2-15/16	2-31/32	5-15/16	2- 1/4	3-11/32	2- 1/4	.58
401-233	2X1X2	1- 1/4	1- 1/4	1- 7/32	2-19/32	2-19/32	2-11/32	5	2- 3/4	2- 3/4	1- 5/8	.40
401-238	2X1-1/2X3/4	21/32	1-13/32	21/32	2- 1/32	2-13/32	1-31/32	4	2-23/32	1- 5/16	2- 1/4	.31
401-239	2X1-1/2X1	13/16	1- 1/2	13/16	2- 1/8	2- 5/8	2- 1/8	4- 9/32	2- 3/4	1- 5/8	2- 1/4	.36
401-241	2X1-1/2X1-1/2	1	1- 9/32	1- 1/32	2- 3/8	2- 9/16	2- 5/16	4-11/16	2-23/32	2- 7/32	2- 7/32	.37
401-247	2X1/2	35/64	1-11/32	35/64	1-59/64	2- 3/32	1-59/64	3-27/32	2-23/32	1- 3/32	2-23/32	.32
D401-247	2X1/2	9/16	1- 7/32	9/16	1-15/16	2- 1/2	1-15/16	3- 7/8	2-23/32	1- 1/16	2-23/32	.30
401-248	2X3/4	21/32	1- 1/2	21/32	2- 1/32	2- 1/16	2- 1/32	4- 1/16	2- 3/4	1-11/32	2- 3/4	.32
401-249	2X1	13/16	1- 3/8	13/16	2- 3/16	2- 1/2	2- 3/16	4- 3/8	2-23/32	1- 5/8	2-23/32	.36
401-250	2X1-1/4	1	1- 3/8	1	2- 3/8	2- 5/8	2- 3/8	4-23/32	2-23/32	1-31/32	2-23/32	.39
401-251	2X1-1/2	1- 1/16	1- 5/16	1- 1/16	2- 3/8	2- 9/16	2- 3/8	4- 3/4	2-23/32	2- 1/4	2-23/32	.42
401-253 <sup>1</sup>	2X3	2- 7/8	1-13/16	2- 7/8	4- 1/4	3-13/16	4- 1/4	8- 1/2	4	4	3-15/16	2.34
401-254 <sup>1</sup>	2X4	3-13/32	2- 3/8	3-13/32	4-25/32	4- 3/8	4-25/32	9- 9/16	5- 1/16	5- 1/16	5- 1/16	4.06
401-287	2-1/2X1/2	25/32	1-15/32	25/32	2-17/32	2- 7/32	2-17/32	5- 1/16	3- 5/16	1- 1/16	3- 5/16	.56
401-288	2-1/2X3/4	7/8	1- 9/16	7/8	2- 5/8	2- 1/2	2- 5/8	5- 9/32	3- 5/16	1- 5/16	3- 5/16	.59
401-289	2-1/2X1	13/16	1-17/32	13/16	2-13/16	2-21/32	2-13/16	5- 5/8	3- 5/16	1- 5/8	3- 5/16	.64
401-290	2-1/2X1-1/4	1- 7/32	1-21/32	1- 7/32	2-31/32	2-29/32	2-31/32	5-31/32	3-11/32	2- 1/32	3-11/32	.74
401-291	2-1/2X1-1/2	1- 3/16	1- 5/8	1- 3/16	2-31/32	2-15/16	2-31/32	5-15/16	3-11/32	2- 1/4	3-11/32	.69
401-292	2-1/2X2	1-13/32	1-21/32	1-13/32	3- 3/16	3- 1/32	3- 3/16	6- 3/8	3- 5/16	2- 3/4	3- 5/16	.76
401-293 <sup>1</sup>	2-1/2X3	2- 1/4	1-31/32	2- 1/4	4- 1/4	3-13/16	4- 1/4	8-15/32	4	4	4	2.15
401-294 <sup>1</sup>	2-1/2X4	2- 3/4	2- 3/8	2- 3/4	4- 3/4	4- 3/8	4- 3/4	9- 1/2	5- 1/16	5	5- 1/16	3.85
401-333	3X1/2	11/16	1-13/16	11/16	2- 9/16	2-17/32	2- 9/16	5- 1/32	3-31/32	1- 3/32	3-31/32	.70
401-334	3X3/4	3/4	2	3/4	2-21/32	3	2-21/32	5- 9/32	4	1-11/32	4	.84
401-335	3X1	29/32	1-25/32	29/32	2-51/64	2-29/32	2-51/64	5-19/32	3-31/32	1-19/32	3-31/32	.83
401-336	3X1-1/4	1- 7/32	1-31/32	1- 7/32	2-31/32	3- 7/32	2-31/32	5-15/16	4	2	4	.92
401-337	3X1-1/2	1- 7/32	1-13/16	1- 7/32	3- 3/32	3- 1/8	3- 3/32	6- 3/16	4- 1/16	2- 7/32	4- 1/16	.98
401-338	3X2	1- 7/16	1-13/16	1- 7/16	3-11/32	3- 3/16	3-11/32	6-11/16	3-31/32	2-23/32	3-31/32	1.04
401-339	3X2-1/2	1- 3/4	1-31/32	1- 3/4	3- 5/8	3-11/16	3- 5/8	7- 1/4	4- 3/16	3-17/32	4- 3/16	1.91
401-342	3X4	2-19/32	2	2-19/32	4- 1/2	4- 1/32	4- 1/2	8-31/32	3-31/32	5- 1/32	3-31/32	1.78
401-344 <sup>1</sup>	3X6	5- 1/2	4	5- 1/2	7- 1/2	7	7- 1/2	15	7- 1/4	7- 1/4	7- 1/4	10.33

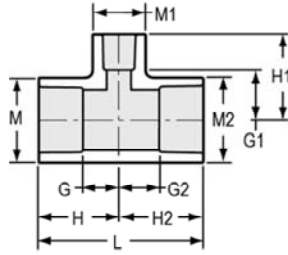


Schedule 40 Fittings Technical  
**Schedule 40 Fittings Dimensions & Information**

**Tee - Reducing**

Socket x Socket x Socket

(Continued)



Part Number	Size	G	G1	G2	H	H1	H2	L	M	M1	M2	Approx. Wt. (Lbs.)
401-416	4X3/4	25/32	2- 9/32	25/32	2-13/16	3- 9/32	2-13/16	5- 5/8	5- 3/32	1- 5/16	5- 3/32	1.01
401-417	4X1	13/16	2- 9/16	13/16	2-13/16	3- 5/8	2-13/16	5-19/32	5- 1/32	1-19/32	5- 1/32	1.20
401-418	4X1-1/4	1- 1/16	2- 9/32	1- 1/16	3- 3/32	3-17/32	3- 3/32	6- 3/16	5	1-31/32	5	1.31
401-419	4X1-1/2	1- 3/16	2-17/32	1- 3/16	3- 3/16	3-27/32	3- 3/16	6-13/32	5- 1/16	2- 1/4	5- 1/16	1.34
401-420	4X2	1-13/32	2- 3/4	1-13/32	3- 7/16	4- 5/32	3- 7/16	6- 7/8	5- 1/32	2- 3/4	5- 1/32	1.55
401-421 <sup>1</sup>	4X2-1/2	1-31/32	3- 3/32	1-31/32	4- 3/32	4-27/32	4- 3/32	8- 5/32	5- 5/32	4- 1/16	5- 5/32	2.69
401-422	4X3	2- 1/32	2- 5/8	2- 1/32	4- 3/32	4- 1/2	4- 3/32	8- 5/32	5- 5/32	4- 1/16	5- 5/32	2.31
401-426 <sup>1</sup>	4X6	5- 1/2	3- 1/2	5- 1/2	7- 1/2	7	7- 1/2	14-15/16	6- 7/8	7- 1/2	6- 7/8	10.08
401-428 <sup>1</sup>	4X8	6- 3/4	4- 1/2	6- 3/4	8- 3/4	8- 1/2	8- 3/4	17- 1/2	9- 1/4	9- 5/8	9- 5/8	20.10
401-486 <sup>1</sup>	5X2	1-11/32	3- 1/32	1-11/32	4-11/32	4-13/32	4-11/32	8-23/32	6- 1/8	2-23/32	6- 1/8	2.43
401-487 <sup>1</sup>	5X2-1/2	2	3- 5/8	2	5- 1/32	5- 3/8	5- 1/32	10- 1/16	6- 5/32	4- 1/32	6- 5/32	3.48
401-488	5X3	2	3- 3/16	2	5- 1/32	5- 1/16	5- 1/32	10- 1/16	6- 5/32	4- 1/32	6- 5/32	3.10
401-490	5X4	2- 1/2	3- 5/32	2- 1/2	5- 9/16	5- 3/16	5- 9/16	11- 1/8	6- 5/32	5- 1/32	6- 5/32	3.59
401-526 <sup>1</sup>	6X1-1/4	1- 3/8	4- 1/16	1- 3/8	4-27/32	5- 5/16	4-27/32	9-11/16	7- 1/4	2- 3/4	7- 1/4	3.45
401-527 <sup>1</sup>	6X1-1/2	1- 3/8	3- 7/8	1- 3/8	4-27/32	5- 3/16	4-27/32	9-11/16	7- 1/4	2-11/16	7- 1/4	3.52
401-528	6X2	1-13/32	3- 5/8	1-13/32	4-13/32	4-31/32	4-13/32	8-27/32	7- 1/4	2- 3/4	7- 1/4	3.39
401-529 <sup>1</sup>	6X2-1/2	1-31/32	4- 1/8	1-31/32	4-31/32	5- 7/8	4-31/32	9-15/16	7- 1/4	4- 1/32	7- 1/4	4.25
401-530	6X3	1-31/32	3- 5/8	1-31/32	4-31/32	5- 1/2	4-31/32	10	7- 1/4	4	7- 1/4	3.88
401-532	6X4	2-17/32	3- 5/8	2-17/32	5- 9/16	5- 5/8	5- 9/16	11- 1/8	7-1/4	5	7-1/4	4.40
401-533 <sup>1</sup>	6X5	3- 1/2	4- 1/2	3- 1/2	7	7- 1/2	7	14	7- 3/16	7- 3/16	7- 3/8	7.84
401-535 <sup>1</sup>	6X8	5-29/32	4-15/32	5-29/32	8-15/16	8-1/2	8-15/16	17-7/8	9-5/8	9-13/32	9-5/8	19.55
401-537 <sup>1</sup>	6X10	8	5-13/16	8	11- 3/8	10-13/16	11- 3/8	22- 3/4	11- 1/2	11- 9/16	11- 1/2	37.53
401-578 <sup>1</sup>	8X2	2	5- 7/8	2	6	7	6	12	9- 1/4	4	9- 1/4	6.74
401-579 <sup>1</sup>	8X2-1/2	2	5- 5/16	2	6	7- 5/16	6	12	9- 5/16	4	9- 5/16	6.65
401-580	8X3	1-31/32	4-21/32	1-31/32	6- 1/32	6-5/8	6- 1/32	12- 1/16	9-11/32	4	9-11/32	6.27
401-582	8X4	2-17/32	4-11/16	2-17/32	6-17/32	6-11/16	6-17/32	13- 1/16	9- 9/32	4-31/32	9- 9/32	7.07
401-583 <sup>1</sup>	8X5	3-21/32	5- 1/4	3-21/32	7-21/32	8- 1/4	7-21/32	15- 5/16	9- 5/16	7- 1/4	9- 5/16	10.61
401-585	8X6	3- 5/8	4- 3/4	3- 5/8	7-21/32	7-25/32	7-21/32	15-11/32	9-11/32	7- 1/4	9-11/32	8.66
401-589 <sup>1</sup>	8X10	6-23/32	5-11/16	6-23/32	11- 7/32	10- 1/2	11- 7/32	22- 7/16	11- 9/16	11- 9/16	11- 9/16	41.15
401-621F <sup>+</sup>	10X2	4- 7/8	7- 1/4	4- 7/8	10- 1/8	9	10- 1/8	20- 1/4	11- 1/2	2-11/16	11- 1/2	19.60
401-622F <sup>+</sup>	10X2-1/2	5- 5/8	7- 3/4	5- 5/8	10- 7/8	9- 3/4	10- 7/8	21- 3/4	11- 1/2	3- 1/4	11- 1/2	20.26
401-623 <sup>1</sup>	10X3	3-13/16	7	3-13/16	9- 3/8	9	9- 3/8	18- 3/4	12	7- 1/2	12	26.22
401-624 <sup>1</sup>	10X4	3-27/32	7- 3/8	3-27/32	9-11/32	9- 3/8	9-11/32	18-11/16	12	7- 1/2	12	26.10
401-626	10X6	3-25/32	5-27/32	3-25/32	9-3/8	8-7/8	9-3/8	18-25/32	12-1/16	7-9/16		24.00
401-626F <sup>+</sup>	10X6	6- 7/8	8- 3/8	6- 7/8	12- 1/8	11- 5/8	12- 1/8	24- 1/4	11- 1/2	7- 3/16	11- 1/2	26.47
401-628 <sup>1</sup>	10X8	5- 3/4	7- 3/16	5- 3/4	10- 7/8	11- 1/4	10- 7/8	21-11/16	11-11/16	11-11/16	11- 1/2	31.98
401-661F <sup>+</sup>	12X2	5- 1/4	8- 1/4	5- 1/4	11- 1/2	10	11- 1/2	23	13- 9/16	2-11/16	13- 9/16	25.00
401-662F <sup>+</sup>	12X2-1/2	5- 3/4	8- 3/4	5- 3/4	12	10- 3/4	12	24	13- 9/16	3- 1/4	13- 9/16	28.75
401-663F <sup>+</sup>	12X3	5- 3/4	9	5- 3/4	12	11- 1/4	12	24	13- 9/16	3-15/16	13- 9/16	31.40
401-664F <sup>+</sup>	12X4	7	9- 5/16	7	13- 1/4	11- 9/16	13- 1/4	26- 1/2	13- 9/16	5	13- 9/16	32.40
401-666 <sup>1</sup>	12X6	4- 7/8	8- 5/16	4- 7/8	11- 7/16	11- 3/4	11- 7/16	22-13/16	14- 1/4	9- 3/4	14- 1/4	43.99

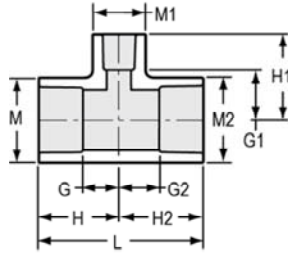
Schedule 40 Fittings Technical  
**Schedule 40 Fittings Dimensions & Information**



**Tee - Reducing**

Socket x Socket x Socket

(Continued)



Part Number	Size	G	G1	G2	H	H1	H2	L	M	M1	M2	Approx. Wt. (Lbs.)
401-668	12X8	4-7/8	7-1/2	4-7/8	11-15/32	11-7/16	11-15/32	22-29/32	14- 1/4	9- 3/4	14- 1/4	40.00
401-670 <sup>1</sup>	12X10	6-13/16	8-1/2	6-13/16	12-7/8	13- 1/2	12-7/8	25- 5/8	13- 3/4	13- 3/4	13- 3/4	49.19
401-670F <sup>+</sup>	12X10	10- 1/4	10- 3/8	10- 1/4	16- 1/2	15- 5/8	16- 1/2	33	13- 9/16	11- 1/2	13- 9/16	48.55
401-676F <sup>+</sup>	12X16	17	12-7/8	17	23	20-7/8	23	46	17	17	17	162.09
401-678F <sup>+</sup>	12X18	18-7/8	13-3/8	18- 7/8	24-7/8	22-3/8	24-7/8	49-3/4	19- 1/8	19- 1/8	19- 1/8	233.81
401-691F <sup>+</sup>	14X2	5- 7/8	8-13/16	5- 7/8	12- 7/8	10- 9/16	12- 7/8	25- 3/4	14- 7/8	2-11/16	14- 7/8	35.50
401-693F <sup>+</sup>	14X3	6- 1/2	9- 9/16	6- 1/2	13- 1/2	11-13/16	13- 1/2	27	14- 7/8	3-15/16	14- 7/8	38.34
401-694F <sup>+</sup>	14X4	7- 3/8	9- 7/8	7- 3/8	14- 3/8	12- 1/8	14- 3/8	28- 3/4	14- 7/8	5	14- 7/8	41.89
401-696F <sup>+</sup>	14X6	7- 7/8	9-15/16	7- 7/8	14- 7/8	13- 3/16	14- 7/8	29- 3/4	14- 7/8	7- 3/16	14- 7/8	47.56
401-698F <sup>+</sup>	14X8	8- 7/8	9- 7/8	8- 7/8	15- 7/8	14- 1/8	15- 7/8	31- 3/4	14- 7/8	9- 1/4	14- 7/8	54.85
401-700F <sup>+</sup>	14X10	10- 3/8	10-15/16	10- 3/8	17- 3/8	16- 3/16	17- 3/8	34- 3/4	14- 7/8	11- 1/2	14- 7/8	62.36
401-702	14X12	7-1/32	7-13/32	7-1/32	14-1/32	13-13/32	14-1/32	28-1/16	15-21/32	14-11/32	15-21/32	62.64
401-702F <sup>+</sup>	14X12	11- 3/8	10- 3/4	11- 3/8	18- 3/8	17	18- 3/8	36- 3/4	14- 7/8	13- 9/16	14- 7/8	69.35
401-751F <sup>+</sup>	16X2	6- 3/8	9- 3/4	6- 3/8	14- 3/8	11- 1/2	14- 3/8	28- 3/4	17	2-11/16	17	51.76
401-753F <sup>+</sup>	16X3	6- 1/2	10- 1/2	6- 1/2	14- 1/2	12- 3/4	14- 1/2	29	17	3-15/16	17	55.03
401-754F <sup>+</sup>	16X4	8	10-13/16	8	16	13- 1/16	16	32	17	5	17	58.89
401-756F <sup>+</sup>	16X6	9	10- 7/8	9	17	14- 1/8	17	34	17	7- 3/16	17	66.51
401-758F <sup>+</sup>	16X8	10	10-13/16	10	18	15- 1/16	18	36	17	9- 1/4	17	71.93
401-760F <sup>+</sup>	16X10	11	11- 7/8	11	19	17- 1/8	19	38	17	11- 1/2	17	80.26
401-762F <sup>+</sup>	16X12	12	11-11/16	12	20	17-15/16	20	40	17	13- 9/16	17	97.33
401-764F <sup>+</sup>	16X14	13	11-15/16	13	21	18-15/16	21	42	17	14- 7/8	17	95.94
401-781F <sup>+</sup>	18X2	6- 1/4	10-11/16	6- 1/4	15- 1/4	12- 7/16	15- 1/4	30- 1/2	19- 1/8	2-11/16	19- 1/8	65.62
401-783F <sup>+</sup>	18X3	7- 1/4	11- 7/16	7- 1/4	16- 1/4	13-11/16	16- 1/4	32- 1/2	19- 1/8	3-15/16	19- 1/8	77.85
401-784F <sup>+</sup>	18X4	7- 3/4	11- 3/4	7- 3/4	16- 3/4	14	16- 3/4	33- 1/2	19- 1/8	5	19- 1/8	82.00
401-786F <sup>+</sup>	18X6	8- 3/4	11-13/16	8- 3/4	17- 3/4	15- 1/16	17- 3/4	35- 1/2	19- 1/8	7- 3/16	19- 1/8	88.03
401-788F <sup>+</sup>	18X8	9- 3/4	11- 3/4	9- 3/4	18- 3/4	16	18- 3/4	37- 1/2	19- 1/8	9- 1/4	19- 1/8	107.00
401-790F <sup>+</sup>	18X10	10- 3/4	12-13/16	10- 3/4	19- 3/4	18- 1/16	19- 3/4	39- 1/2	19- 1/8	11- 1/2	19- 1/8	107.49
401-792F <sup>+</sup>	18X12	11- 3/4	12- 5/8	11- 3/4	20- 3/4	18- 7/8	20- 3/4	41- 1/2	19- 1/8	13- 9/16	19- 1/8	124.05
401-794F <sup>+</sup>	18X14	12- 7/8	12- 7/8	12- 7/8	21- 7/8	19- 7/8	21- 7/8	43- 3/4	19- 1/8	14- 7/8	19- 1/8	91.37
401-796F <sup>+</sup>	18X16	13- 7/8	13-13/16	13- 7/8	22- 7/8	21-13/16	22- 7/8	45- 3/4	19- 1/8	17	19- 1/8	134.40
401-811F <sup>+</sup>	20X2	6- 3/4	12- 7/16	6- 3/4	16- 3/4	14- 3/16	16- 3/4	33- 1/2	21- 3/16	2-11/16	21- 3/16	90.98
401-813F <sup>+</sup>	20X3	7- 1/4	12- 7/16	7- 1/4	17- 1/4	14-11/16	17- 1/4	34- 1/2	21- 3/16	3-15/16	21- 3/16	95.46
401-814F <sup>+</sup>	20X4	8- 1/4	12- 3/4	8- 1/4	18- 1/4	15	18- 1/4	36- 1/2	21- 3/16	5	21- 3/16	98.01
401-816F <sup>+</sup>	20X6	9- 1/4	12-13/16	9- 1/4	19- 1/4	16- 1/16	19- 1/4	38- 1/2	21- 3/16	7- 3/16	21- 3/16	106.18
401-818F <sup>+</sup>	20X8	10- 1/4	12- 3/4	10- 1/4	20- 1/4	17	20- 1/4	40- 1/2	21- 3/16	9- 1/4	21- 3/16	115.35
401-820F <sup>+</sup>	20X10	11- 1/4	13-13/16	11- 1/4	21- 1/4	19- 1/16	21- 1/4	42- 1/2	21- 3/16	11- 1/2	21- 3/16	131.22
401-822F <sup>+</sup>	20X12	12- 1/4	13- 5/8	12- 1/4	22- 1/4	19- 7/8	22- 1/4	44- 1/2	21- 3/16	13- 9/16	21- 3/16	142.75
401-824F <sup>+</sup>	20X14	13- 1/4	13- 7/8	13- 1/4	23- 1/4	20- 7/8	23- 1/4	46- 1/2	21- 3/16	14- 7/8	21- 3/16	148.52
401-826F <sup>+</sup>	20X16	14- 1/4	14-13/16	14- 1/4	24- 1/4	22-13/16	24- 1/4	48- 1/2	21- 3/16	17	21- 3/16	160.59

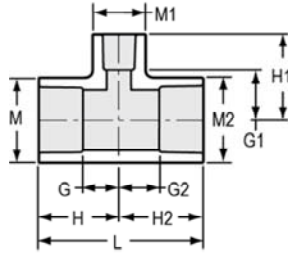


Schedule 40 Fittings Technical  
**Schedule 40 Fittings Dimensions & Information**

**Tee - Reducing**

Socket x Socket x Socket

(Continued)

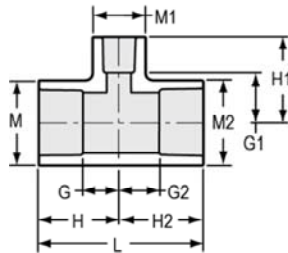


Part Number	Size	G	G1	G2	H	H1	H2	L	M	M1	M2	Approx. Wt. (Lbs.)
401-828F <sup>*</sup>	20X18	15- 1/4	14- 3/8	15- 1/4	25- 1/4	23- 3/8	25- 1/4	50- 1/2	21- 3/16	19- 1/8	21- 3/16	176.98
401-901F <sup>*</sup>	24X2	8- 1/8	14- 5/16	8- 1/8	20- 1/8	16- 1/16	20- 1/8	40- 1/4	25- 3/8	2-11/16	25-3/8	165.75
401-903F <sup>*</sup>	24X3	8- 5/8	14- 5/16	8- 5/8	20- 5/8	16- 9/16	20- 5/8	41- 1/4	25- 3/8	3-15/16	25-3/8	161.00
401-904F <sup>*</sup>	24X4	9- 1/8	14- 5/8	9- 1/8	21- 1/8	16- 7/8	21- 1/8	42- 1/4	25- 3/8	5	25- 3/8	158.05
401-906F <sup>*</sup>	24X6	10- 1/8	14-11/16	10- 1/8	22- 1/8	17-15/16	22- 1/8	44- 1/4	25- 3/8	7- 3/16	25- 3/8	159.56
401-908F <sup>*</sup>	24X8	11- 1/8	14- 5/8	11- 1/8	23- 1/8	18- 7/8	23- 1/8	46- 1/4	25- 3/8	9- 1/4	25- 3/8	183.22
401-910F <sup>*</sup>	24X10	12- 1/8	15-11/16	12- 1/8	24- 1/8	20-15/16	24- 1/8	48- 1/4	25- 3/8	11- 1/2	25- 3/8	214.07
401-912F <sup>*</sup>	24X12	13- 1/8	15- 1/2	13- 1/8	25- 1/8	21- 3/4	25- 1/8	50- 1/4	25- 3/8	13- 9/16	25- 3/8	220.59
401-914F <sup>*</sup>	24X14	13- 3/4	15- 3/4	13- 3/4	25- 3/4	22- 3/4	25- 3/4	51- 1/2	25- 3/8	14- 7/8	25- 3/8	232.53
401-916F <sup>*</sup>	24X16	14- 3/4	16-11/16	14- 3/4	26- 3/4	24-11/16	26- 3/4	53- 1/2	25- 3/8	17	25- 3/8	224.31
401-918F <sup>*</sup>	24X18	15- 3/4	16- 1/4	15- 3/4	27- 3/4	25- 1/4	27- 3/4	55- 1/2	25- 3/8	19- 1/8	25- 3/8	258.49
401-920F <sup>*</sup>	24X20	16- 3/4	17-5/16	16- 3/4	28- 3/4	27-5/16	27-5/16	57- 1/2	25- 3/8	21- 3/16	25- 3/8	280.00

<sup>1</sup> Outlet sized with Bushing  
<sup>\*</sup> Fabricated

**Short Socket Tees**

Socket Style Sch 40



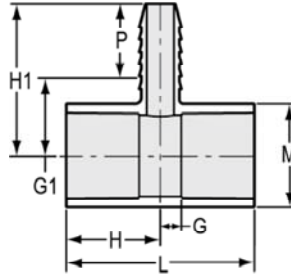
Part Number	Size	G	G1	G2	H	H1	H2	L	M	M1	M2	Approx. Wt. (Lbs.)
S401-249	2X2X1	11/16	2- 7/32	11/16	2- 3/32	1- 1/4	1-11/32	3- 7/16	2-23/32	1- 5/8	2-23/32	.27
S401-251	2x2x1-1/2	1	1- 1/4	31/32	2- 3/8	2- 3/8	1- 5/8	4	2-23/32	2- 7/32	2-23/32	.33

Schedule 40 Fittings Technical  
**Schedule 40 Fittings Dimensions & Information**



**Transition Tee for P.E. Hose  
 Laterals**

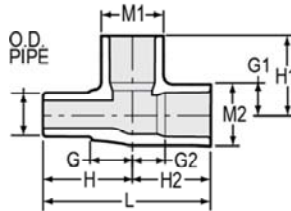
Socket x Insert (.580 I.D.)



Part Number	Size	G	G1	H	H1	L	M	P	Approx. Wt. (Lbs.)
1102-007	3/4	13/32	3/4	1-13/32	2- 1/4	2-13/16	1- 5/16	1- 1/2	.08
1102-130	1X1/2	3/16	13/16	1- 7/16	2- 5/16	2- 7/8	1-19/32	1- 1/2	.11
1102-248	2X2X3/4	1/2	1- 7/160	1-27/32	2-15/16	3-11/160	2-23/32	1- 1/2	.28
1102-250	2X1-1/4	11/16	1-15/32	2- 1/16	2-31/32	4- 1/8	2- 3/4	1- 1/2	.33

**Tee - Street**

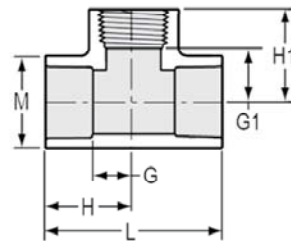
Spigot x Socket x Socket



Part Number	Size	G	G1	G2	H	H1	H2	L	M1	M2	Approx. Wt. (Lbs.)
444-005	1/2	23/32	23/32	1/2	1-19/32	1-21/32	1-19/32	3- 5/32	1- 3/16	1- 3/16	.10
444-007	3/4	13/16	27/32	7/8	1-13/16	1- 7/8	1-13/16	3- 5/8	1-13/32	1-13/32	.15
444-010	1	1	1-31/32	1-31/32	2- 1/8	2	2- 1/8	4- 7/32	1- 3/4	1- 3/4	.25
444-012	1-1/4	1- 1/4	1- 5/32	1- 1/8	2- 7/16	2- 5/16	2- 7/16	4-27/32	2- 3/32	2- 3/32	.38
444-015	1-1/2	1-13/16	1- 1/8	1- 1/8	2- 7/8	2- 9/16	2- 9/16	5- 3/8	2-11/32	2-11/32	.51
444-020	2	1-19/32	1-11/16	1-19/32	3- 3/32	3- 3/16	3- 3/32	6- 5/32	2- 7/8	2- 7/8	.78

**Tee**

Socket x Socket x Fipt



Part Number	Size	G	G1	H	H1	L	M	Approx. Wt. (Lbs.)
402-003	3/8	7/16	1/2	1-11/16	1- 1/16	3- 3/8	29/32	.06
402-005	1/2	1/2	1/2	1- 1/4	1- 7/32	2- 1/2	1- 3/32	.06
402-007	3/4	21/32	23/32	1-21/32	1- 7/16	3- 9/32	1- 5/16	.10
402-010	1	13/16	7/8	1-15/16	1- 7/8	3- 7/8	1- 5/8	.16
402-012	1-1/4	29/32	1- 1/8	2- 5/32	2- 1/16	4- 5/16	2	.29
402-015	1-1/2	1- 1/32	1- 1/8	2-11/32	2- 1/16	4-11/16	2- 1/4	.36
402-020	2	1- 5/16	1-15/32	2- 5/8	2-13/32	5- 7/32	2- 3/4	.49
402-025	2-1/2	1- 1/2	1-11/16	3- 1/4	2-31/32	6- 1/2	3- 3/8	.95

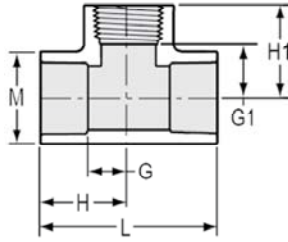




Schedule 40 Fittings Technical  
**Schedule 40 Fittings Dimensions & Information**

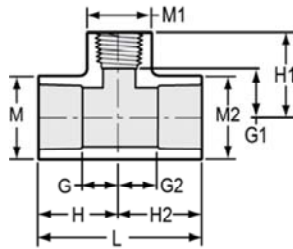
**Tee**  
 Socket x Socket x Fipt

(Continued)



Part Number	Size	G	G1	H	H1	L	M	Approx. Wt. (Lbs.)
402-030	3	1-13/16	2- 1/32	3-11/16	3- 3/8	7-11/32	4	1.38
402-040	4	2- 5/16	2-15/32	4-11/32	3-15/16	8-21/32	5- 1/16	2.23

**Tee - Reducing**  
 Socket x Socket x Fipt



Part Number	Size	G	G1	G2	H	H1	H2	L	M	M1	M2	Approx. Wt. (Lbs.)
402-071	1/2X1/8	9/32	17/32	9/32	1- 1/32	1	1- 1/32	2- 1/16	1- 3/32	9/16	1- 3/32	.04
402-072	1/2X1/4	3/8	9/16	3/8	1- 1/8	1- 1/8	1- 1/8	2- 1/4	1- 1/16	13/16	1- 1/16	.05
402-074	1/2X3/4	21/32	1/2	21/32	1-13/32	1- 5/16	1-13/32	2-13/16	1- 1/16	1-11/32	1-1/16	.08
402-094	3/4X1/2X1/2	1/2	11/16	9/16	1- 1/2	1- 7/16	1- 5/16	2-13/16	1- 9/32	1- 1/16	1- 3/32	.09
402-095	3/4X1/2X3/4	13/16	21/32	5/8	1-13/16	1- 7/16	1- 3/8	3- 3/16	1- 5/16	1- 5/16	1- 3/32	.11
402-097	3/4X1/8	9/32	5/8	9/32	1- 7/32	1- 3/32	1- 7/32	2- 7/16	1- 5/16	9/16	1- 5/16	.06
402-101	3/4X1/2	17/32	11/16	17/32	1-17/32	1- 13/32	1-17/32	3-3/32	1- 5/16	1-3/32	1- 5/16	.09
402-124	1X3/4X1/2	17/32	13/16	17/32	1-21/32	1- 9/16	1-17/32	3- 3/16	1- 5/8	1- 1/16	1- 5/16	.11
402-125	1X3/4X3/4	9/16	23/32	11/16	1-11/16	1-17/32	1-11/16	3- 3/8	1-19/32	1- 9/32	1- 9/32	.13
402-130	1X1/2	1/2	7/8	1/2	1- 5/8	1- 9/16	1- 5/8	3- 1/4	1- 5/8	1- 1/8	1- 5/8	.13
402-131	1X3/4	21/32	13/16	21/32	1-25/32	1-17/32	1-25/32	3- 9/16	1- 5/8	1- 5/16	1- 5/8	.15
402-156	1-1/4X1X1/2	19/32	1- 9/32	19/32	1-25/32	1-25/32	1- 3/4	3-17/32	2	1- 1/8	1- 5/8	.18
402-157	1-1/4X1X3/4	13/16	1- 1/32	3/4	1-13/16	1-23/32	1- 3/4	3- 9/16	2	1- 5/16	1- 5/8	.18
402-158	1-1/4X1X1	13/16	1- 5/32	13/16	2- 1/16	2- 1/8	1-15/16	4	1-31/32	1-21/32	1- 5/8	.25
402-166	1-1/4X1/2	23/32	15/16	23/32	1-31/32	1-21/32	1-31/32	3-15/16	1-31/32	1- 3/32	1-31/32	.21
402-167	1-1/4X3/4	13/16	1- 1/16	13/16	2- 1/16	1- 3/4	2- 1/16	4- 1/8	2	1- 5/16	2	.18
402-168	1-1/4X1	21/32	1- 1/32	21/32	1- 7/8	1-27/32	1- 7/8	3-25/32	1-31/32	1- 5/8	1-31/32	.21
402-199	1-1/2X1-1/4X1/2	19/32	1- 9/32	19/32	1-27/32	1-29/32	27/32	3-23/32	2- 1/4	1- 1/8	2	.22
402-201	1-1/2X1-1/4X3/4	11/16	1- 5/32	5/8	1-31/32	2- 5/32	1-29/32	3- 7/8	2- 1/4	1- 5/16	2	.25
402-202	1-1/2X1-1/4X1	13/16	1- 1/8	3/4	2- 1/8	2- 1/4	2- 1/16	4- 3/16	2- 1/4	1- 5/8	2	.29
402-209	1-1/2X1/2	7/16	1- 3/32	7/16	1- 3/4	1- 13/16	1- 3/4	3- 1/2	2-1/4	1- 3/32	2-1/4	.20
402-210	1-1/2X3/4	21/32	1- 3/32	21/32	1-31/32	1-27/32	1-31/32	3-29/32	2- 1/4	1- 5/16	2- 1/4	.24
402-211	1-1/2X1	25/32	1- 1/16	25/32	2- 3/32	1-15/16	2- 3/32	4- 3/16	2- 1/4	1- 5/8	2- 1/4	.26
402-212	1-1/2X1-1/4	1	1- 3/32	1	2- 9/32	2- 1/32	2- 9/32	4-19/32	2- 1/4	2	2- 1/4	.32
402-238	2X1-1/2X3/4	11/16	1-13/32	5/8	2- 1/32	2-13/32	1-31/32	4	2- 3/4	1- 5/16	2- 1/4	.31
402-239	2X1-1/2X1	13/16	1-13/32	3/4	2- 3/16	2-17/32	2- 1/8	4- 5/16	2- 3/4	1- 5/8	2- 1/4	.37
402-247	2X1/2	21/32	1- 3/8	21/32	2- 1/32	2- 1/8	2- 1/32	4- 1/16	2- 3/4	1- 1/8	2- 3/4	.31
402-248	2X3/4	41/64	1-11/32	41/64	2- 1/64	2- 3/32	2- 1/64	4- 1/32	2- 3/4	1-11/32	2- 3/4	.32
402-249	2X1	13/16	1-13/32	13/16	2- 3/16	2- 1/4	2- 3/16	4- 3/8	2-23/32	1- 5/8	2-23/32	.33



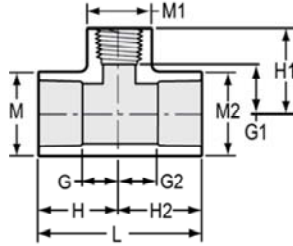
Schedule 40 Fittings Technical  
**Schedule 40 Fittings Dimensions & Information**



**Tee - Reducing**

Socket x Socket x Fipt

(Continued)



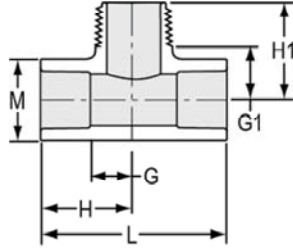
Part Number	Size	G	G1	G2	H	H1	H2	L	M	M1	M2	Approx. Wt. (Lbs.)
402-250	2X1-1/4	1	1- 3/8	1	2- 3/8	2- 5/16	2- 3/8	4- 3/4	2-23/32	1-31/32	2-23/32	.39
402-251	2X1-1/2	1- 1/16	1- 1/4	1- 1/16	2- 5/16	2- 3/16	2- 5/16	4-19/32	2- 3/4	2- 1/4	2- 3/4	.39
402-287	2-1/2X1/2	1/2	1-11/16	1/2	2- 1/4	2- 3/8	2- 1/4	4- 1/2	3- 3/8	1- 3/16	3- 3/8	.54
402-288	2-1/2X3/4	13/16	1-11/16	13/16	2- 9/16	2- 7/16	2- 9/16	5- 1/8	3- 3/8	1- 3/8	3- 3/8	.64
402-289	2-1/2X1	1	1-23/32	1	2- 3/4	2- 5/8	2- 3/4	5- 1/2	3-11/32	1-11/16	3-11/32	.72
402-290	2-1/2X1-1/4	1- 1/32	1-25/32	1- 1/32	2-25/32	2-21/32	2-25/32	5- 9/16	3-11/32	2- 1/32	3-11/32	.75
402-291	2-1/2X1-1/2	1- 1/16	1-25/32	1- 1/16	2-13/16	2- 3/4	2-13/16	5- 5/8	3- 3/8	2-13/32	3- 3/8	.77
402-292	2-1/2X2	1- 1/2	1-27/32	1- 1/2	3- 1/4	2-27/32	3- 1/4	6-17/32	3-11/32	3	3-11/32	.97
402-333	3X1/2	19/32	2- 1/16	19/32	2-15/32	2-25/32	2-15/32	4-15/16	3-31/32	1- 3/16	3-31/32	.77
402-334	3X3/4	13/16	2- 1/32	13/16	2-23/32	2-25/32	2-23/32	5-13/32	4	1- 3/8	4	.82
402-335	3X1	31/32	2- 1/8	31/32	2- 7/8	3	2- 7/8	5-23/32	4- 1/32	1-11/16	4-1/32	.91
402-336	3X1-1/4	1	2- 1/32	1	2-63/64	3- 1/32	2-63/64	5-31/32	4	2	4	.97
402-337	3X1-1/2	1- 7/32	2- 1/8	1- 7/32	3- 3/32	3- 1/16	3- 3/32	6- 3/16	4	2-13/32	4	1.00
402-338	3X2	1- 1/2	2- 1/8	1- 1/2	3- 13/32	3- 1/8	3- 13/32	6-25/32	4	3	4	1.21
402-417	4X1	27/32	2- 5/8	27/32	2- 7/8	3- 1/2	2- 7/8	5- 3/4	5- 1/32	1-11/16	5- 1/32	1.25
402-419	4X1-1/2	1- 1/8	2- 1/2	1- 1/8	3- 1/8	3- 1/2	3- 1/8	6- 1/4	5	2- 1/4	5	1.48
402-420	4X2	1- 3/8	2- 3/4	1- 3/8	3-13/32	3- 3/4	3-13/32	6-25/32	5- 1/32	3	5- 1/32	1.66
402-422	4X3	2	2- 1/2	2	4- 1/32	3-29/32	4- 1/32	8- 1/16	5- 1/16	4- 9/32	5- 1/16	2.18
402-490	5X4	2- 1/2	3- 1/8	2- 1/2	5-17/32	4-29/32	5-17/32	11- 1/16	6- 3/32	5- 1/32	6- 3/32	3.68
402-525 <sup>1</sup>	6X1	1- 3/8	4-11/32	1- 3/8	4-27/32	5-11/32	4-27/32	9-11/16	7- 7/32	2-23/32	7- 7/32	3.64
402-528	6X2	1- 3/8	3-19/32	1- 3/8	4-27/32	4-23/32	4-27/32	9-23/32	7- 1/4	2-25/32	7- 1/4	3.53
402-530	6X3	2	3-19/32	2	5-15/32	5- 7/32	5-15/32	10-15/16	7- 1/4	4- 1/32	7- 1/4	4.12
402-532	6X4	2- 1/2	3- 5/8	2- 1/2	6	5-11/32	6	12	7- 7/32	5- 1/16	7- 7/32	4.96
402-578 <sup>1</sup>	8X2	2	6- 1/8	2	6	7- 1/8	6	12	9- 5/16	3-15/16	9- 5/16	6.84
402-580 <sup>1</sup>	8X3	2- 9/16	5-23/32	1-31/32	6- 9/16	7- 5/16	6- 9/16	13- 1/8	9- 5/16	5	9- 5/16	7.85
402-582 <sup>1</sup>	8X4	3-5/8	5-1/4	3-5/8	7-21/32	6-3/4	7-21/32	15-5/16	9-5/16	7-11/32	9- 5/16	11.20
402-621F*	10X2	4-7/8	6-3/8	4-7/8	10-1/8	7-5/16	10-1/8	20-1/4	11-1/2	2-3/4	11-1/2	19.38
402-622F*	10X2-1/2	5-5/8	8-7/16	5-5/8	10-7/8	9-3/4	10-7/8	21-3/4	11-1/2	3- 5/16	11-1/2	22.13
402-623F*	10X3	5-3/8	6-3/8	5-3/8	10-5/8	8	10-5/8	21-1/4	11-1/2	4	11-1/2	20.79
402-624F*	10X4	5-7/8	6-7/16	5-7/8	11-1/8	8-1/8	11-1/8	22-1/4	11- 1/2	5- 1/16	11- 1/2	22.95
402-661F*	12X2	5-1/4	7-5/16	5-1/4	11-1/2	8-5/16	11-1/2	23	13-9/16	2-3/4	13-9/16	26.91
402-663F*	12X3	5-3/4	7-3/8	5-3/4	12	9	12	24	13-9/16	4	13-9/16	29.29
402-664F*	12X4	7	7-3/8	7	13-1/4	9-1/8	13-1/4	26-1/2	13- 9/16	5- 1/16	13- 9/16	31.47

<sup>1</sup> Outlet-sized with Bushing  
 \* Fabricated



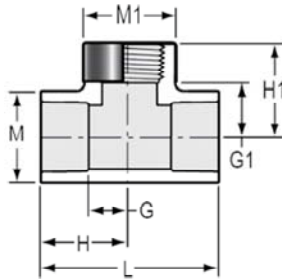
Schedule 40 Fittings Technical  
**Schedule 40 Fittings Dimensions & Information**

**Tee**  
 Socket x Mipt



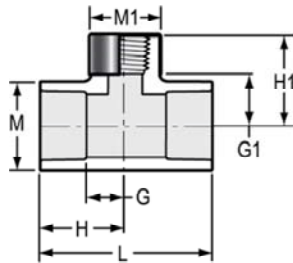
Part Number	Size	G	G1	H	H1	L	M	Approx. Wt. (Lbs.)
402B-010	1	5/8	1- 1/16	1- 3/4	2	3- 7/16	1- 5/8	.15

**Tee - Special Reinforced**  
 Socket x SR Fipt - Stainless Steel Collar



Part Number	Size	G	G1	H	H1	L	M	M1	Approx. Wt. (Lbs.)
402-005SR	1/2	19/32	15/32	1-15/32	1-11/32	2-15/16	1- 5/32	13/16	.12
402-012SR	1-1/4	1	1-5/16	2-7/32	2-1/4	4-15/32	1-31/32	2- 1/16	.31

**Tee - Special Reinforced Reducing**  
 Socket x SR Fipt - Stainless Steel Collar



Part Number	Size	G	G1	H	H1	L	M	M1	Approx. Wt. (Lbs.)
402-072SR	1/2X1/4	15/32	11/16	1- 5/16	1- 7/32	2- 5/8	1- 5/32	13/16	.08
402-098SR	3/4X1/4	7/16	13/16	1- 7/16	1-11/32	2- 7/8	1- 3/8	13/16	.11
402-101SR	3/4X1/2	25/32	1/2	1- 5/8	1- 7/16	3- 1/4	1- 3/8	1- 3/16	.14
402-166SR	1-1/4X1/2	7/16	1- 1/8	1-11/16	1- 7/8	3- 3/8	2- 3/32	1- 3/16	.26
402-168SR	1-1/4X1	27/32	1- 1/32	2- 3/32	1-29/32	4- 7/32	2- 3/32	1-23/32	.34
402-212SR	1-1/2X1-1/4	1- 1/32	1- 5/32	2- 7/16	2- 3/32	4-27/32	2- 3/8	2- 1/16	.49
402-287SR	2-1/2X1/2	1/2	1-11/16	2- 1/4	2- 3/8	4- 1/2	3- 3/8	1- 3/16	.55
402-288SR	2-1/2X3/4	13/16	1-23/32	2- 9/16	2- 7/16	5- 1/8	3- 3/8	1- 3/8	.65
402-289SR	2-1/2X1	1	1-23/32	2- 3/4	2- 5/8	5- 1/2	3-11/32	1-11/16	.74
402-290SR	2-1/2X1-1/4	1- 1/32	1-25/32	2-25/32	2-21/32	5- 9/16	3-11/32	2- 1/32	.77
402-291SR	2-1/2X1-1/2	1- 1/16	1-25/32	2-13/16	2- 3/4	5- 5/8	3- 3/8	2- 7/16	.79
402-292SR	2-1/2X2	1- 1/2	1-27/32	3- 1/4	2-27/32	6-17/32	3-11/32	3	1.01
402-333SR	3X1/2	19/32	2- 1/16	2-15/32	2-25/32	4-15/16	3-31/32	1- 3/16	.77
402-334SR	3X3/4	13/16	2- 1/32	2-23/32	2-25/32	5-13/32	4	1- 3/8	.83
402-335SR	3X1	31/32	2-1/8	2- 7/8	3	5-23/32	4- 1/32	1-23/32	.94

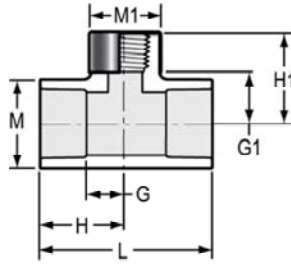
Schedule 40 Fittings Technical  
**Schedule 40 Fittings Dimensions & Information**



**Tee - Special Reinforced Reducing**

Socket x SR Fipt - Stainless Steel Collar

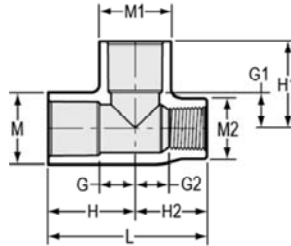
(Continued)



Part Number	Size	G	G1	H	H1	L	M	M1	Approx. Wt. (Lbs.)
402-336SR	3X1-1/4	1- 1/32	2- 3/32	2-29/32	3- 3/32	5-13/16	4	2- 1/16	1.00
402-337SR	3X1-1/2	1- 7/32	2- 1/8	3- 3/32	3- 3/32	6- 9/32	3-31/32	2- 7/16	1.06
402-338SR	3X2	1- 1/2	2- 1/16	3-13/32	3- 1/16	6- 7/8	4	3	1.24
402-417SR	4X1	27/32	2- 5/8	27/32	3-17/32	5- 3/4	5- 1/32	1-23/32	1.27
402-419SR	4X1-1/2	1- 1/8	2-25/32	3- 1/8	3- 3/4	6- 9/32	5- 1/32	2- 7/16	1.51
402-420SR	4X2	1- 3/8	2-25/32	3-13/32	3-25/32	6-25/32	5- 1/32	3- 1/32	1.71
402-422SR	4X3	2	2- 1/2	4- 1/32	3-15/16	8- 1/16	5- 1/16	4- 9/32	2.25

**Tee - Reducing**

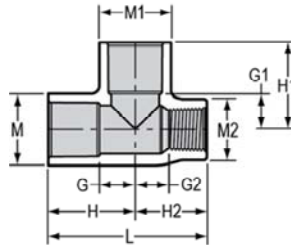
Socket x Fipt x Socket



Part Number	Size	G	G1	G2	H	H1	H2	L	M	M1	M2	Approx. Wt. (Lbs.)
403-095	3/4X1/2X3/4	11/16	11/16	11/16	1-11/16	1-11/16	1- 3/8	3- 3/32	1-13/32	1-13/32	1- 3/16	.14

**Tee - Special Reinforced Reducing**

Socket x SR Fipt-Stainless Steel Collar x Socket

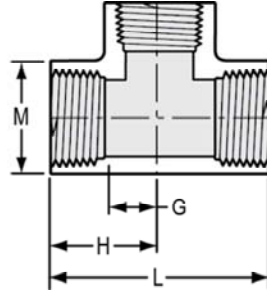


Part Number	Size	G	G1	G2	H	H1	H2	L	M	M1	M2	Approx. Wt. (Lbs.)
403-095SR	3/4X1/2X3/4	11/16	11/16	11/16	1-11/16	1-11/16	1-13/32	3- 1/8	1-13/32	1-13/32	1- 7/32	.15



Schedule 40 Fittings Technical  
**Schedule 40 Fittings Dimensions & Information**

**Tee**  
 Fipt x Fipt x Fipt

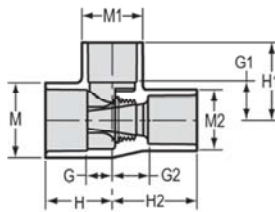


Part Number	Size	G	H	L	M	Approx. Wt. (Lbs.)
405-005	1/2	17/32	1- 1/4	2- 1/2	1- 3/32	.07
405-007	3/4	19/32	1- 3/8	2- 3/4	1- 9/32	.10
405-010	1	5/8	1-19/32	3- 3/16	1-23/32	.18
405-012	1-1/4	15/16	1-15/16	3- 7/8	2- 7/32	.47
405-015	1-1/2	1	2	4- 1/32	2- 7/32	.36
405-020	2	1- 1/4	2- 5/16	4-19/32	2-23/32	.51
405-025 <sup>1</sup>	2-1/2	2-13/16	4-11/32	8-11/16	4- 1/32	2.78

<sup>1</sup> Outlet sized with Bushing

**Venturied Tee, Multi Configuration - Socket Style Sch 40**

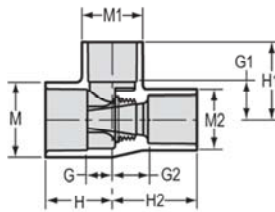
1-1/2" Socket (2" Spigot) x 1-1/2" Socket x 3/4" Socket (1" Spigot)  
 Special spa jet fitting with standard 7/16" nozzle plus optional 3/8" or 1/4".



Part Number	Size	G	G1	G2	H	H1	H2	M	M1	M2	Approx. Wt. (Lbs.)
473-825	with 7/16" Nozzle	19/32	27/32	3/4	1-1/2	1-11/16	1-25/32	1-5/8	1-5/16	1-5/16	.15
473-825-1/4	with 1/4" Nozzle										.15
473-825-3/8	with 3/8" Nozzle										.15

**Venturied Tee, Multi Configuration - Socket Style Sch 40**

1" Socket x 3/4" Socket (1" Spigot) x 3/4" Socket (1" Spigot)



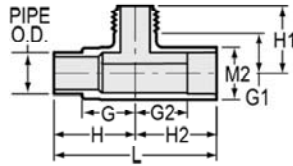
Part Number	Size	G	G1	G2	H	H1	H2	M	M1	M2	Approx. Wt. (Lbs.)
473-210	with 7/16" Nozzle	19/32	1-1/16	5/8	1-27/32	2-1/16	1-7/8	2-3/8	1-5/16	2-7/32	.32
473-210-1/4	with 1/4" Nozzle										.32
473-210-3/8	with 3/8" Nozzle										.32

Schedule 40 Fittings Technical  
**Schedule 40 Fittings Dimensions & Information**



**Manifold Tee**

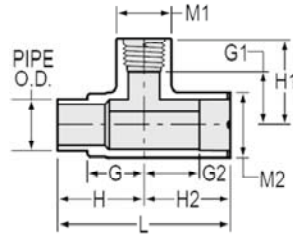
Spigot x Socket x Mipt



Part Number	Size	G	G1	G2	H	H1	H2	L	M2	Approx. Wt. (Lbs.)
476-010	1	1-23/32	1-1/4	1-11/16	2-5/8	2-5/32	2-5/8	5-1/4	1-21/32	.23

**Manifold Tee**

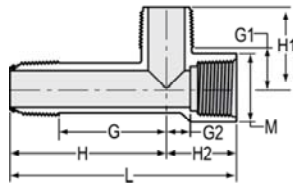
Spigot x Socket x Fipt



Part Number	Size	G	G1	G2	H	H1	H2	L	M1	M2	Approx. Wt. (Lbs.)
477-010	1	1-23/32	1-1/4	1-11/16	2-5/8	2-5/32	2-5/8	5-1/4	1-21/32	1-21/32	.27

**Manifold Tee - O-ring Sealed**

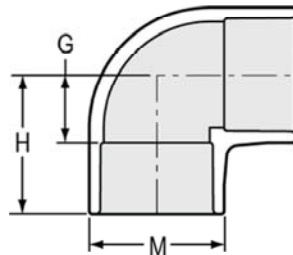
O-ring Sealed Mipt x Fipt x Mipt  
 EPDM O-ring Seal on Tee run



Part Number	Size	G	G1	G2	H	H1	H2	L	M	Approx. Wt. (Lbs.)
451A-010	1	2-19/32	31/32	3/4	3-13/16	1-31/32	1-11/16	5-1/2	1-21/32	.19

**90° EII**

Socket x Socket



Part Number	Size	G	H	M	Approx. Wt. (Lbs.)
406-003	3/8	3/8	1-1/8	7/8	.02
406-005	1/2	1/2	1-1/4	1-1/8	.04

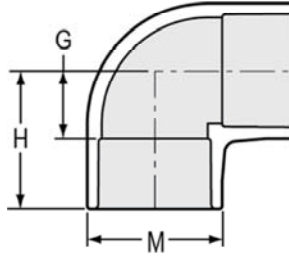


Schedule 40 Fittings Technical  
**Schedule 40 Fittings Dimensions & Information**

**90° EII**

Socket x Socket

(Continued)

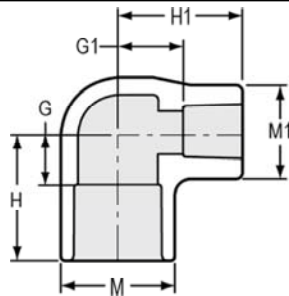


Part Number	Size	G	H	M	Approx. Wt. (Lbs.)
406-007	3/4	9/16	1- 1/2	1-11/32	.07
406-010	1	11/16	1-23/32	1- 5/8	.11
406-012	1-1/4	31/32	2- 5/32	2	.20
406-015	1-1/2	1- 1/16	2-11/32	2- 1/4	.24
406-020	2	1-5/16	2-11/16	2- 3/4	.37
406-025	2-1/2	1- 1/2	3- 1/4	3-11/32	.71
406-030	3	1-27/32	3-23/32	4	1.05
406-040	4	2-13/32	4-13/32	5- 1/32	1.77
406-045F*	4-1/2	8- 5/8	6- 1/8	5- 7/16	3.54
406-050	5	3- 1/16	6- 1/8	6- 5/32	3.24
406-060	6	3-17/32	6- 9/16	7- 9/32	4.74
406-080	8	4-13/32	8- 7/16	9- 3/8	8.87
406-100	10	5-13/16	10-27/32	11-19/32	15.55
406-100F*	10	9-13/16	15-1/16	11- 1/2	17.51
406-120	12	7- 1/16	13- 9/16	14- 1/4	27.98
406-120F*	12	11-3/16	17-7/16	13- 9/16	30.66
406-140	14	7- 1/2	14- 1/2	15-11/16	54.20
406-140F*	14	13-3/16	20-3/16	14- 7/8	41.54
406-160F*	16	15-1/4	23-1/4	17	59.37
406-180F*	18	17-5/16	26-5/16	19- 1/8	82.00
406-200F*	20	19-13/16	29-13/16	22-1/16	131.93
406-240F*	24	23-7/16	35-7/16	25- 3/8	172.90

\* Fabricated

**90° EII - Reducing**

Socket x Socket



Part Number	Size	G	G1	H	H1	M	M1	Approx. Wt. (Lbs.)
406-053	3/8X1/2	7/16	15/32	1-11/16	1-15/16	1- 1/8	29/32	.05
406-101	3/4X1/2	1/2	19/32	1- 1/2	1-11/32	1- 5/16	1- 3/32	.06
D406-101	3/4X1/2	1/2	11/16	1- 1/2	1-15/16	1- 5/16	1- 1/8	.07
406-130	1X1/2	9/16	1- 1/16	1-11/16	1-13/16	1- 5/8	1- 1/8	.08
D406-130	1X1/2	9/16	19/32	1-11/16	1-27/32	1- 5/8	1- 3/32	.12
406-131	1X3/4	21/32	23/32	1-25/32	1-23/32	1-19/32	1- 5/16	.11
406-166	1-1/4X1/2	9/16	1	1-13/16	1- 3/4	2	1- 3/32	.11

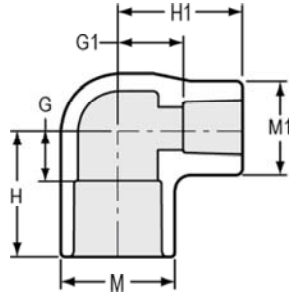
Schedule 40 Fittings Technical  
**Schedule 40 Fittings Dimensions & Information**



**90° EII - Reducing**

Socket x Socket

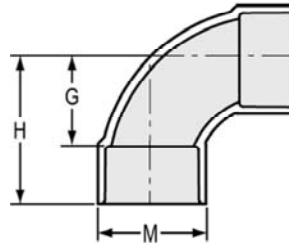
(Continued)



Part Number	Size	G	G1	H	H1	M	M1	Approx. Wt. (Lbs.)
D406-166	1-1/4X1/2	9/16	1	1-25/32	2- 1/4	2	1- 3/32	.13
406-167	1-1/4X3/4	23/32	1	1-31/32	1-15/16	2	1- 5/16	.12
406-168	1-1/4X1	11/16	7/8	1-15/16	2	2	1-21/32	.16
406-209	1-1/2X1/2	17/32	1- 1/8	1-27/32	1- 7/8	2- 7/32	1- 3/32	.15
406-211	1-1/2X1	13/16	1- 3/32	2- 1/8	2- 5/32	2- 1/4	1- 5/8	.20
406-212	1-1/2X1-1/4	31/32	1- 3/32	2- 9/32	2-11/32	2- 7/32	1-31/32	.23
406-249	2X1	27/32	1-11/32	2- 7/32	2-15/32	2-23/32	1-19/32	.29
406-250	2X1-1/4	1	1- 3/8	2-3/8	2-19/32	2-3/4	2	.30
406-251	2X1-1/2	1- 1/8	1- 5/16	2-15/32	2- 9/16	2- 3/4	2- 1/4	.32
406-251N	2X1-1/2	1- 1/16	1-21/32	2- 7/16	2-15/16	2- 3/4	2- 3/8	.42
406-292	2-1/2X2	1- 1/4	1- 1/2	3	2- 7/8	3-11/32	2-23/32	.55
406-292N	2-1/2X2 (2-1/2 Spigot)	1- 1/4	2- 9/32	3	3- 3/16	3- 5/16	2- 7/8	.70

**90° EII - Sweep**

Socket x Socket



Part Number	Size	G	H	M	Approx. Wt. (Lbs.)
406-005S	1/2	27/32	1-23/32	1- 3/16	.07
406-007S	3/4	1- 1/32	2- 1/32	1-13/32	.11
406-010S	1	1- 1/4	2- 5/16	1-23/32	.14
406-012S	1-1/4	1- 9/16	2-13/16	2- 3/32	.29
406-015S	1-1/2	1- 3/4	3- 1/8	2-11/32	.29
406-020S	2	2-9/32	3-11/16	2-3/4	.46
406-025S	2-1/2	3- 3/16	4-31/32	3-11/32	.87
406-030S	3	3-1/32	4-15/16	4	1.24

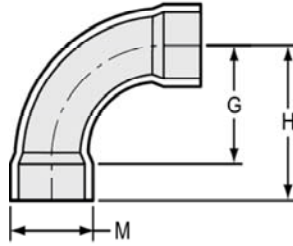




Schedule 40 Fittings Technical  
**Schedule 40 Fittings Dimensions & Information**

**90° EII - Long Sweep**

Socket x Socket

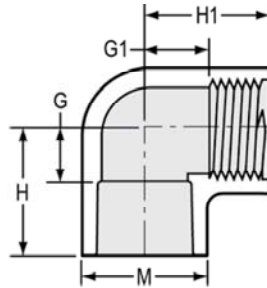


Part Number	Size	G	H	M	Approx. Wt. (Lbs.)
406-025LSF*	2-1/2	5- 7/16	7- 7/16	3- 1/4	1.11
406-030LSF*	3	6- 3/8	8- 5/8	3-15/16	1.59
406-040LSF*	4	8- 3/8	10- 5/8	5	2.77
406-060LSF*	6	13	16- 1/4	7- 3/16	6.96
406-080LSF*	8	22- 7/16	26-11/16	9- 1/4	18.94
406-100LSF*	10	27	32-1/4	11-1/2	31.27

\* Fabricated

**90° EII**

Socket x Fipt



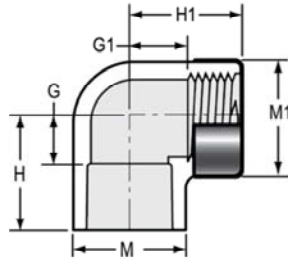
Part Number	Size	G	G1	H	H1	M	Approx. Wt. (Lbs.)
407-005	1/2	1/2	1/2	1- 1/4	1- 1/4	1- 3/32	.05
407-007	3/4	9/16	9/16	1- 9/16	1- 9/32	1- 5/16	.08
407-010	1	11/16	21/32	1-13/16	1- 9/16	1- 5/8	.14
407-012	1-1/4	7/8	1- 1/16	2- 1/8	2- 1/32	2- 1/16	.25
407-015	1-1/2	1	1- 1/16	2- 5/16	2	2- 1/4	.25
407-020	2	1- 3/16	1- 9/32	2-11/32	2-11/32	2-11/32	.44
407-025	2-1/2	1- 1/2	1- 1/2	3- 1/2	3- 1/16	3- 5/16	.93
407-030	3	1-13/16	1-31/32	3-11/16	3-21/32	4	1.15
407-040	4	2- 5/16	2-15/32	4- 5/16	3-15/16	5- 1/16	1.85

Schedule 40 Fittings Technical  
**Schedule 40 Fittings Dimensions & Information**



**90° EII - Special Reinforced & Reducing 90° EII**

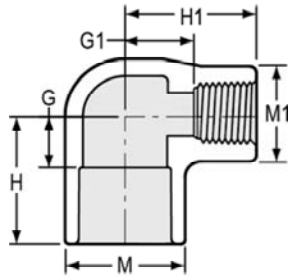
Socket x SR Fipt - Stainless Steel Collar



Part Number	Size	G	G1	H	H1	M	M1	Approx. Wt. (Lbs.)
407-005SR	1/2	1/2	9/16	1- 1/4	1- 9/32	1- 3/32	1- 7/32	.07
407-007SR	3/4	9/16	21/32	1-13/32	1-13/32	1- 3/8	1-13/32	.09
407-010SR	1	19/32	13/16	1-23/32	1-23/32	1-11/16	1-23/32	.20
407-012SR	1-1/4	7/8	1- 5/32	2- 1/8	2- 1/32	2- 1/16	2- 1/16	.28
407-211SR	1-1/2X1	13/16	1-1/8	2-3/32	2	2-1/4	1-11/16	.26
407-249SR	2X1	1- 3/16	1- 9/16	2- 5/16	2- 3/8	2- 3/4	1-11/16	.34
407-251SR	2X1-1/2	1- 1/8	1-19/32	2- 1/2	2-17/32	2-23/32	2- 7/16	.44

**90° EII - Reducing**

Socket x Fipt



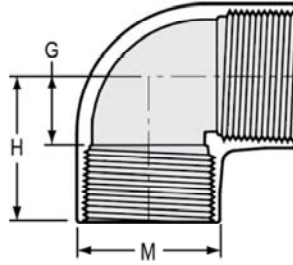
Part Number	Size	G	G1	H	H1	M	M1	Approx. Wt. (Lbs.)
407-053	3/8X1/2	17/32	17/32	1- 9/32	1- 9/32	7/8	1- 3/32	.04
407-074	1/2X3/4	21/32	9/16	1-13/32	1-11/32	1- 5/16	1- 3/32	.08
407-101	3/4X1/2	9/16	5/8	1- 1/2	1- 3/8	1- 5/16	1- 3/32	.07
407-130	1X1/2	7/16	11/16	1- 9/16	1- 7/16	1- 5/8	1- 3/32	.09
407-131	1X3/4	5/8	13/16	1-3/4	1-17/32	1- 5/8	1- 5/16	.11
407-168	1-1/4X1	1	1- 1/32	2- 1/4	2	2	1- 5/8	.18
407-211	1-1/2X1	13/16	1-1/8	2-3/32	2	2- 1/4	1-11/16	.24
407-212	1-1/2X1-1/4	15/16	1- 1/4	2- 1/4	2- 7/32	2- 3/16	1-15/16	.24
407-249	2X1	13/16	1- 9/16	2- 5/16	2- 3/8	2- 3/4	1-11/16	.30
407-250	2X1-1/4	1	1- 1/4	2- 3/8	2- 7/32	2- 3/4	2	.31
407-251	2X1-1/2	1- 1/8	1- 9/16	2- 1/2	2- 1/2	2-23/32	2-13/32	.41



Schedule 40 Fittings Technical  
**Schedule 40 Fittings Dimensions & Information**

**90° EII**

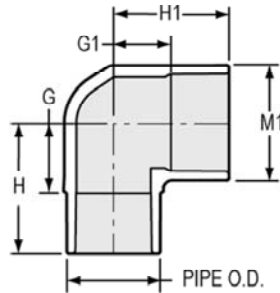
Fipt x Fipt



Part Number	Size	G	H	M	Approx. Wt. (Lbs.)
408-005	1/2	1/2	1- 7/32	1- 3/32	.06
408-007	3/4	1/2	1- 1/4	1- 5/16	.08
408-010	1	5/8	1-17/32	1- 5/8	.15
408-012	1-1/4	1	2	1-31/32	.25
408-015	1-1/2	1-1/8	2-5/32	2-1/4	.34
408-020	2	1- 5/16	2-11/32	2- 3/4	.48

**90° Street EII**

Spigot x Socket



Part Number	Size	G	G1	H	H1	M1	Approx. Wt. (Lbs.)
409-005	1/2	3/4	15/32	1- 15/32	1- 1/4	1- 3/32	.04
409-007	3/4	27/32	17/32	1-27/32	1-17/32	1-11/32	.07
409-010	1	31/32	11/16	2- 3/32	1-13/16	1- 5/8	.12
409-012	1-1/4	1- 3/16	13/16	2-15/32	2- 1/16	1-31/32	.18
409-015	1-1/2	1-11/32	1- 1/16	2- 5/8	2- 3/8	2- 1/4	.25
409-020	2	1-19/32	1-1/16	3	2- 5/8	2-23/32	.34
409-025	2-1/2	1-15/16	1-15/32	3-11/16	3-1/4	3-11/32	.76
409-030	3	2- 9/32	1-13/16	4- 5/32	3-11/16	4	1.08
409-040	4	2-29/32	2- 5/16	4-15/16	4-11/32	5- 1/16	1.85
409-050	5	4- 1/2	3	7- 3/4	6	6- 1/8	4.27
409-060	6	5- 1/4	3- 1/2	8- 7/8	6-15/16	7- 1/2	5.99
409-080	8	6- 3/8	4-15/32	10- 9/16	8- 1/2	9- 5/16	10.70
409-100F*	10	9-9/16	9-9/16	14-13/16	14-13/16	11-1/2	20.09
409-140F*	14	12-15/16	12-15/16	19-15/16	19-15/16	14- 7/8	41.54
409-160F*	16	19-1/4	15-1/4	28-1/4	23-1/4	17	75.48
409-180F*	18	21-13/16	17-5/16	31-13/16	26-5/16	19- 1/8	115.96
409-200F*	20	24-3/8	19-3/8	35-3/8	29-3/8	21- 3/16	151.62
409-240F*	24	29-7/16	23-7/16	42-7/16	35-7/16	25-3/8	227.42

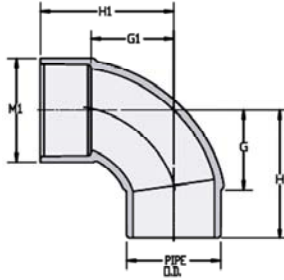
\* Fabricated

Schedule 40 Fittings Technical  
**Schedule 40 Fittings Dimensions & Information**



**90° Street Ell - Sweep**

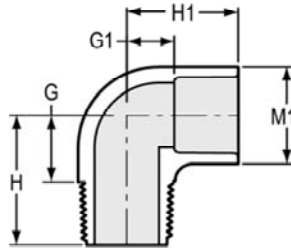
Socket x Spigot



Part Number	Size	G	G1	H	H1	M1	Approx. Wt. (Lbs.)
409-020S	2	2-1/4	2-3/16	3-11/16	3-11/16	2-3/4	.44
409-025S	2-1/2	2-3/4	2-11/16	4-9/16	4-9/16	3-11/32	.84
409-030S	3	3-1/16	2-15/16	5	5	3-31/32	1.19

**90° Street Ell**

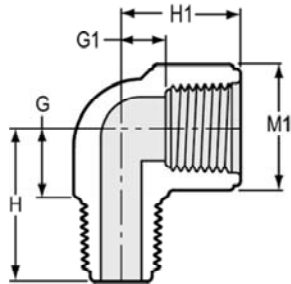
Mipt x Socket



Part Number	Size	G	G1	H	H1	M1	Approx. Wt. (Lbs.)
410-005	1/2	21/32	3/8	1-11/32	1- 5/32	1- 3/32	.04
410-007	3/4	13/16	1/2	1-17/32	1-1/2	1- 5/16	.07
410-010	1	1- 1/32	11/16	1-29/32	1-13/16	1- 5/8	.12
410-012	1-1/4	1-3/16	3/4	2- 3/32	2	2	.18
410-015	1-1/2	1-13/32	1	2-13/32	2- 5/16	2- 7/32	.25
410-020	2	1- 5/8	1-11/32	2- 9/16	2-23/32	2-23/32	.40
410-030	3	2-11/16	1-27/32	3-31/32	3-23/32	4	1.03
410-101	3/4X1/2	23/32	13/32	1- 7/16	1- 1/4	1- 3/32	.05
410-102	3/4X1	3/4	1/2	1- 3/4	1-11/32	1- 5/8	.09

**90° Street Ell**

Mipt x Fipt



Part Number	Size	G	G1	H	H1	M1	Approx. Wt. (Lbs.)
412-005	1/2	23/32	11/32	1-13/32	1- 1/16	1- 1/8	.04
412-007	3/4	13/16	7/16	1-17/32	1- 3/16	1-11/32	.06
412-010	1	7/8	9/16	1-1/2	1- 7/16	1- 1/2	.12
412-012	1-1/4	1- 7/32	7/8	2- 7/32	1- 7/8	1-31/32	.19
412-015	1-1/2	1-5/16	1	2-11/32	2- 1/32	2- 7/32	.24
412-020	2	1- 9/16	1- 1/4	2- 3/4	2- 5/16	2-23/32	.38

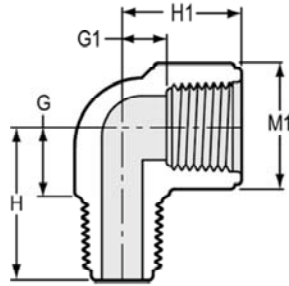


Schedule 40 Fittings Technical  
**Schedule 40 Fittings Dimensions & Information**

**90° Street EII**

Mipt x Fipt

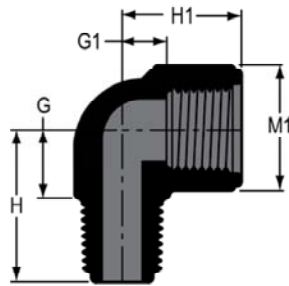
(Continued)



Part Number	Size	G	G1	H	H1	M1	Approx. Wt. (Lbs.)
412-030	3	2-25/32	1- 7/8	4-15/32	3	4- 3/4	1.35

**HDPE 90° Street EII**

Mipt x Fipt

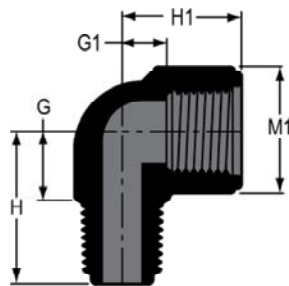


Part Number	Size	G	G1	H	H1	M1	Approx. Wt. (Lbs.)
M412-005	1/2	23/32	11/32	1-13/32	1- 1/16	1- 1/8	.02
M412-007	3/4	13/16	7/16	1-17/32	1- 3/16	1-11/32	.04
M412-010	1	15/16	5/8	1-25/32	1- 1/2	1- 5/8	.07
M412-012	1-1/4	1- 7/32	7/8	2- 7/32	1- 7/8	1-31/32	.15
M412-015	1-1/2	1-11/32	1- 1/16	2-11/32	2- 1/8	2- 13/32	.19

High Density Polyethylene - Not NSF-listed - Not pressure rated.

**HDPE 90° Street EII**

Mipt x Fipt (Short Pattern)



Part Number	Size	G	G1	H	H1	M1	Approx. Wt. (Lbs.)
MS412-005	1/2	21/32	5/16	1- 3/16	31/32	1- 1/16	.03
MS412-007	3/4	13/16	7/16	1- 5/16	1-1/8	1-1/4	.03
MS412-010	1	7/8	9/16	1- 3/16	1- 3/8	1-1/2	.05
MS412-101	3/4X1/2	21/32	1/2	1- 7/32	1- 1/8	1	.02

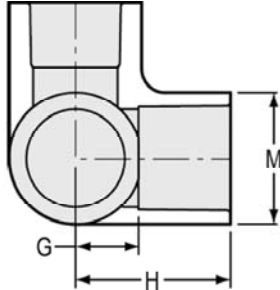
High Density Polyethylene - Not NSF-listed - Not pressure rated.

Schedule 40 Fittings Technical  
**Schedule 40 Fittings Dimensions & Information**



**Side Outlet EII**

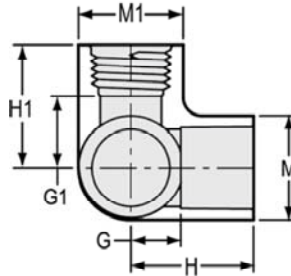
Socket x Socket x Socket



Part Number	Size	G	H	M	Approx. Wt. (Lbs.)
413-005	1/2	1/2	1- 1/4	1- 3/32	.06
413-007	3/4	9/16	1- 9/16	1- 5/16	.09
413-010	1	13/16	1- 7/8	1- 5/8	.17
413-015	1-1/2	1-1/32	2-11/32	2-1/4	.32
413-020	2	1- 5/16	2- 5/8	2- 3/4	.48

**Side Outlet EII**

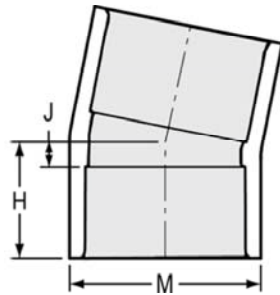
Socket x Socket x Fipt



Part Number	Size	G	G1	H	H1	M	M1	Approx. Wt. (Lbs.)
414-005	1/2	1/2	1/2	1- 1/4	1- 1/4	1- 3/32	1- 3/32	.07
414-007	3/4	9/16	5/8	1- 9/16	1- 7/16	1- 9/32	1- 9/32	.09
414-101	3/4X1/2	9/16	21/32	1- 9/16	1-13/32	1- 5/16	1- 1/16	.09
414-130	1X1/2	11/16	13/16	1-13/16	1- 9/16	1- 5/8	1- 1/16	.14

**11-1/4° EII**

Socket x Socket



Part Number	Size	H	J	M	Approx. Wt. (Lbs.)
411-005F*	1/2	1- 5/16	5/16	1- 1/16	.05
411-007F*	3/4	1- 5/16	5/16	1- 1/4	.05
411-010F*	1	1- 9/16	5/16	1- 9/16	.12
411-012F*	1-1/4	2	1/2	1-15/16	.20
411-015	1-1/2	1-19/32	7/32	2- 3/8	.24
411-015F*	1-1/2	2	1/2	2- 3/16	.20
411-020	2	1- 3/4	1/4	2-13/16	.33
411-025F*	2-1/2	2-11/16	11/16	3- 1/4	.54

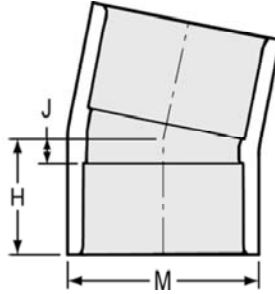


Schedule 40 Fittings Technical  
**Schedule 40 Fittings Dimensions & Information**

**11-1/4° EII**

Socket x Socket

(Continued)

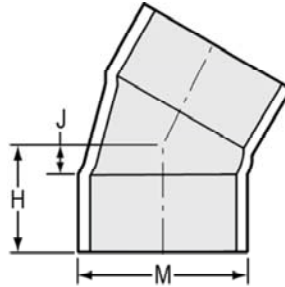


Part Number	Size	H	J	M	Approx. Wt. (Lbs.)
411-030	3	1- 7/8	5/16	4- 1/8	.87
411-040	4	2-21/32	13/32	5- 1/4	1.51
411-045F*	4-1/2	3- 1/4	3/4	5- 7/16	1.31
411-050F*	5	3-13/16	13/16	6- 1/16	1.87
411-060F*	6	4- 1/4	1	7- 3/16	2.95
411-080F*	8	5- 5/16	1- 1/16	9- 1/4	4.84
411-100F*	10	6-11/16	1-7/16	11- 1/2	9.41
411-120F*	12	7-13/16	1-9/16	13-9/16	14.09
411-140F*	14	9	2	14- 7/8	19.73
411-160F*	16	10-3/8	2-3/8	16-3/4	28.39
411-180F*	18	11-11/16	2-11/16	19- 1/8	42.01
411-200F*	20	13-1/16	3-1/16	21- 3/16	57.10
411-240F*	24	15-3/4	3-3/4	25-3/8	87.68

\* Fabricated

**30° EII**

Socket x Socket



Part Number	Size	H	J	M	Approx. Wt. (Lbs.)
415-005F*	1/2	1- 3/8	3/8	1- 1/16	.04
415-007F*	3/4	1- 7/16	7/16	1- 1/4	.06
415-010F*	1	1- 3/4	1/2	1- 9/16	.11
415-012F*	1-1/4	2- 1/8	5/8	1-15/16	.18
415-015F*	1-1/2	2- 3/16	11/16	2- 3/16	.22
415-020F*	2	2- 1/2	3/4	2-11/16	.34
415-025F*	2-1/2	2-15/16	15/16	3- 1/4	.61
415-030F*	3	3- 5/16	1- 1/16	3-15/16	.99
415-040F*	4	3- 7/16	1- 3/16	5	1.39
415-045F*	4-1/2	3- 3/4	1- 1/4	5- 7/16	1.48
415-050F*	5	4- 5/16	1- 5/16	6- 1/16	2.39
415-060F*	6	4- 7/8	1- 5/8	7- 3/16	2.88
415-080F*	8	6- 1/8	1- 7/8	9- 1/4	5.39
415-100F*	10	7-11/16	2-7/16	11- 1/2	10.66



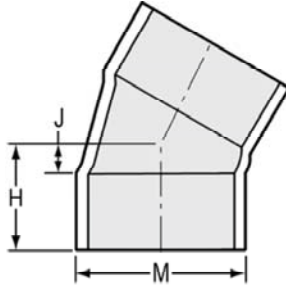
Schedule 40 Fittings Technical  
**Schedule 40 Fittings Dimensions & Information**



**30° EII**

Socket x Socket

(Continued)

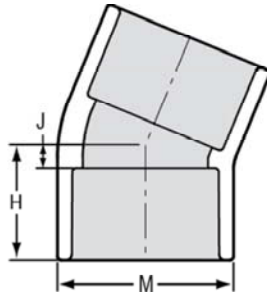


Part Number	Size	H	J	M	Approx. Wt. (Lbs.)
415-120F*	12	9	2-3/4	13-9/16	16.57
415-140F*	14	10-5/16	3-5/16	14- 7/8	21.81
415-160F*	16	11-13/16	3-13/16	17	32.26
415-180F*	18	13-3/8	4-3/8	19- 1/8	48.73
415-200F*	20	14-15/16	4-15/16	21-3/16	63.01
415-240F*	24	18	6	25-3/8	104.12

\* Fabricated

**22-1/2° EII**

Socket x Socket



Part Number	Size	H	J	M	Approx. Wt. (Lbs.)
416-005	1/2	1- 1/16	3/16	1- 5/32	.05
416-007	3/4	1- 3/16	3/16	1- 7/16	.08
416-010	1	1- 3/8	9/32	1-23/32	.13
416-012	1-1/4	1- 1/2	11/32	2- 3/32	.21
416-015	1-1/2	1-11/32	11/32	2-11/32	.25
416-015F*	1-1/2	2-1/4	3/4	2-3/16	.22
416-020	2	1-23/32	3/8	2-25/32	.24
416-025	2-1/2	2- 1/4	1/2	3- 1/2	.69
416-025F*	2-1/2	2-13/16	13/16	3- 1/4	.63
416-030	3	2-13/32	9/16	4- 5/32	.83
416-040	4	2-27/32	19/32	5- 3/16	1.68
416-045F*	4-1/2	3- 9/16	1- 1/16	5- 7/16	1.58
416-050F*	5	4- 1/8	1- 1/8	6- 1/16	2.11
416-060	6	4- 9/16	1- 9/32	7- 3/16	4.39
416-060F*	6	4- 5/8	1- 3/8	7- 3/16	3.24
416-080	8	5- 7/8	1- 3/4	9- 3/4	8.38
416-080F*	8	5-13/16	1- 9/16	9- 1/4	5.72
416-100F*	10	7-5/16	2-1/16	11- 1/2	10.04
416-120F*	12	8- 1/2	2- 1/4	13- 9/16	14.92
416-140F*	14	9-3/4	2-3/4	14-7/8	20.77
416-160F*	16	11- 1/4	3- 1/4	17	30.96
416-180F*	18	13- 1/2	4- 1/2	19- 3/16	45.37

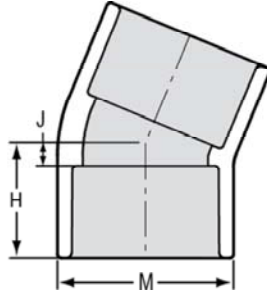


Schedule 40 Fittings Technical  
**Schedule 40 Fittings Dimensions & Information**

**22-1/2° EII**

Socket x Socket

(Continued)

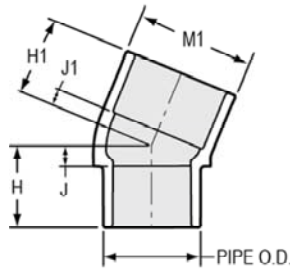


Part Number	Size	H	J	M	Approx. Wt. (Lbs.)
416-200F*	20	14-1/8	4-1/8	21-3/16	59.07
416-240F*	24	17-1/16	5-1/16	25-3/8	98.64

\* Fabricated

**22-1/2° Street EII**

Spigot x Socket



Part Number	Size	H	H1	J	J1	M1	Approx. Wt. (Lbs.)
442-005	1/2	1- 1/16	1	1/4	1/4	1- 5/32	.04
442-007	3/4	1-3/8	1-1/8	11/32	5/32	1-7/16	.07
442-010	1	1-15/32	1- 3/8	11/32	9/32	1-11/16	.13
442-012	1-1/4	1- 1/2	1- 3/8	3/16	1-11/16	2- 1/16	.19
442-015	1-1/2	1-21/32	1- 7/8	9/32	1/2	2- 3/8	.26
442-020	2	2	1-29/32	15/32	13/32	2- 7/8	.39
442-025	2-1/2	2- 7/32	2- 7/32	15/32	15/32	3- 1/2	.66
442-025F*	2-1/2	4- 9/16	1-13/16	13/16	3/16	3- 1/4	.61
442-030	3	2- 1/2	2- 5/16	21/32	7/16	4- 5/32	.95
442-040	4	4- 3/8	2- 7/8	1- 7/8	5/8	5- 1/4	1.64
442-060	6	5-11/16	3-15/16	2- 3/8	7/8	7- 5/8	5.86
442-080	8	7- 3/8	5- 1/8	3- 1/8	1- 1/8	9- 3/4	9.82
442-100F*	10	9-9/16	4-7/16	3-9/16	13/16	11-1/2	10.67
442-120F*	12	12-1/4	5-3/16	5-1/4	1-1/16	13-9/16	15.74

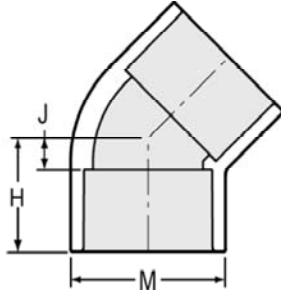
\* Fabricated

Schedule 40 Fittings Technical  
**Schedule 40 Fittings Dimensions & Information**



**45° EII**

Socket x Socket

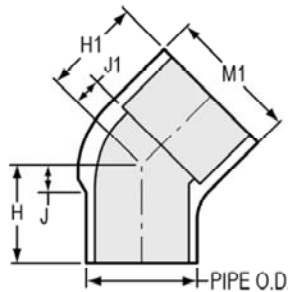


Part Number	Size	H	J	M	Approx. Wt. (Lbs.)
417-005	1/2	1	1/4	1- 3/32	.03
417-007	3/4	1- 3/8	7/16	1- 5/16	.07
417-010	1	1- 1/2	15/32	1-21/32	.11
417-012	1-1/4	1-25/32	17/32	2	.16
417-015	1-1/2	1-29/32	19/32	2- 1/4	.22
417-020	2	2- 1/16	11/16	2- 3/4	.31
417-025	2-1/2	2- 7/16	11/16	3- 3/8	.56
417-030	3	2-27/32	27/32	4	.83
417-040	4	3- 3/32	1- 3/32	5- 1/32	1.26
417-045F*	4-1/2	4- 3/16	1-11/16	5- 7/16	1.67
417-050	5	4- 3/8	1- 3/8	6- 5/32	2.44
417-050F*	5	4-13/16	1-13/16	6-1/16	2.29
417-060	6	4- 3/4	1-23/32	7- 9/32	3.58
417-080	8	6	2	9- 3/8	6.56
417-080F*	8	6-7/8	2-5/8	9-1/4	6.60
417-100	10	7-5/8	2-19/32	12-1/8	18.98
417-100F*	10	8-9/16	3-5/16	11-1/2	10.33
417-120	12	9-19/32	3- 3/32	14- 5/16	32.01
417-120F*	12	9-1/16	3-3/16	15-3/8	15.96
417-140	14	10- 5/16	3- 5/16	15- 5/8	79.13
417-140F*	14	11-7/16	4-7/16	14- 7/8	24.92
417-160F*	16	13-1/8	5-1/8	17	34.85
417-180F*	18	14- 7/8	5- 7/8	19- 1/8	52.09
417-200F*	20	16-9/16	6-9/16	21- 3/16	68.92
417-240F*	24	19-15/16	7-15/16	25-3/8	112.34

\* Fabricated

**45° Street EII**

Spigot x Socket



Part Number	Size	H	H1	J	J1	M1	Approx. Wt. (Lbs.)
427-005	1/2	1- 9/32	1- 9/32	11/32	13/32	1- 3/16	.06
427-007	3/4	1- 1/2	1-17/32	7/16	17/32	1-13/32	.09
427-010	1	1-9/16	1-3/8	5/8	5/16	1-5/8	.09
427-012	1-1/4	1-25/32	1-29/32	1/2	21/32	2- 3/32	.22

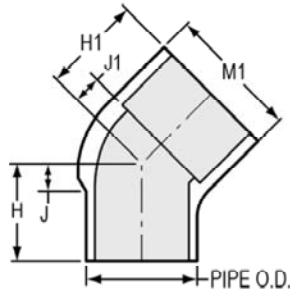


Schedule 40 Fittings Technical  
**Schedule 40 Fittings Dimensions & Information**

**45° Street Ell**

Spigot x Socket

(Continued)

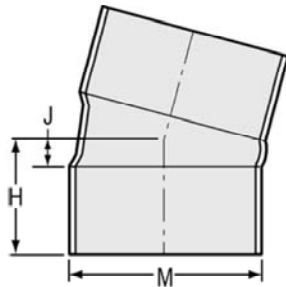


Part Number	Size	H	H1	J	J1	M1	Approx. Wt. (Lbs.)
427-015	1-1/2	2- 1/32	1-3/4	11/16	7/16	2-1/4	.19
427-020	2	2	2	5/8	5/8	2-23/32	.29
427-025	2-1/2	2- 5/8	2- 5/8	3/4	7/8	3-11/32	.59
427-030	3	2-31/32	3- 1/32	1	1- 7/32	4- 5/32	1.18
427-040	4	3-29/32	3-5/16	1-1/32	1-1/16	5-1/4	2.14
427-050	5	6- 1/8	4- 3/8	2- 7/8	1- 3/8	6- 1/16	3.64
427-060	6	5- 1/4	6- 1/4	1- 3/4	3	7- 5/8	5.72
427-080	8	6- 5/8	5-31/32	2-19/32	1- 3/4	9- 3/4	10.59
427-140F*	14	11-7/16	11-7/16	4-7/16	4-7/16	14	22.00
427-160F*	16	18-1/8	13-1/8	9-1/8	5-1/8	17	44.00
427-180F*	18	20-3/8	14-7/8	10-3/8	5-7/8	19-1/8	66.00
427-200F*	20	16-9/16	22-9/16	6-9/16	11-9/16	20	84.00
427-240F*	24	26-15/16	19-15/16	13-15/16	7-15/16	25-3/8	147.96

\* Fabricated

**15° Ell**

Socket x Socket



Part Number	Size	H	J	M	Approx. Wt. (Lbs.)
418-005F*	1/2	1- 5/16	5/16	1- 1/16	.04
418-007F*	3/4	1- 5/16	5/16	1- 1/4	.06
418-010F*	1	1- 5/8	3/8	1- 9/16	.09
418-012F*	1-1/4	2	1/2	1-15/16	.17
418-015F*	1-1/2	2	1/2	2- 3/16	.19
418-020F*	2	2- 5/16	9/16	2-11/16	.35
418-025F*	2-1/2	2- 3/4	3/4	3- 1/4	.57
418-030F*	3	3	3/4	3-15/16	.77
418-040F*	4	3-1/16	13/16	5	1.12
418-045F*	4-1/2	3- 3/8	7/8	5- 7/16	1.35
418-050F*	5	3- 7/8	7/8	6- 1/16	1.88
418-060F*	6	4- 3/8	1- 1/8	7- 3/16	2.95
418-080F*	8	5- 1/2	1- 1/4	9- 1/4	5.28
418-100F*	10	6-7/8	1-5/8	11- 1/2	9.41
418-120F*	12	8	1-3/4	13- 9/16	14.09

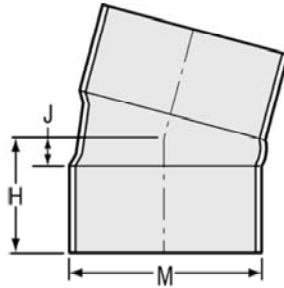
Schedule 40 Fittings Technical  
**Schedule 40 Fittings Dimensions & Information**



**15° EII**

Socket x Socket

(Continued)

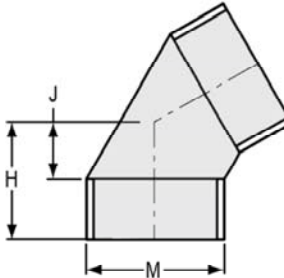


Part Number	Size	H	J	M	Approx. Wt. (Lbs.)
418-140F*	14	9-1/4	2-1/4	14-7/8	20.77
418-160F*	16	10- 5/8	2- 5/8	17	29.68
418-180F*	18	12	3	19- 1/8	43.69
418-200F*	20	13-7/16	3-7/16	21-3/16	57.10
418-240F*	24	16-3/16	4-3/16	25-3/8	95.90

\* Fabricated

**60° EII**

Socket x Socket



Part Number	Size	H	J	M	Approx. Wt. (Lbs.)
424-005F*	1/2	1- 5/8	5/8	1- 1/16	.12
424-007F*	3/4	1-11/16	11/16	1- 1/4	.06
424-010F*	1	2	3/4	1- 9/16	.11
424-012F*	1-1/4	2- 1/2	1	1-15/16	.38
424-015F*	1-1/2	2- 9/16	1- 1/16	2- 3/16	.24
424-020F*	2	2-15/16	1- 3/16	2-11/16	.34
424-025F*	2-1/2	3- 1/2	1- 1/2	3- 1/4	1.37
424-030F*	3	3- 5/8	1- 3/8	3-15/16	1.11
424-040F*	4	4- 1/4	2	5	2.95
424-045F*	4-1/2	4- 5/8	2- 1/8	5- 7/16	2.96
424-050F*	5	5- 5/16	2- 5/16	6- 1/16	2.42
424-060F*	6	6- 1/16	2-13/16	7- 3/16	3.54
424-080F*	8	7- 5/8	3- 3/8	9- 1/4	6.60
424-100F*	10	9-9/16	4-5/16	11- 1/2	11.60
424-120F*	12	11-3/16	4- 15/16	13- 9/16	17.46
424-140F*	14	12-3/4	5-3/4	14-7/8	25.96
424-160F*	16	14-5/8	6-5/8	17	36.38
424-180F*	18	16-9/16	7-9/16	19-1/8	94.11
424-200F*	20	23-11/16	13-11/16	22-1/16	122.08
424-240F*	24	28-3/8	16-3/8	25-3/8	122.08

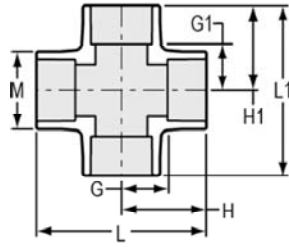
\* Fabricated



Schedule 40 Fittings Technical  
**Schedule 40 Fittings Dimensions & Information**

**Cross**

Socket x Socket x Socket x Socket

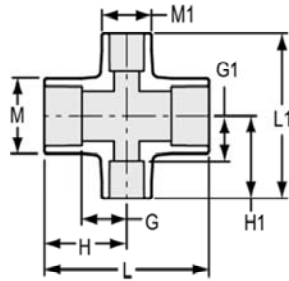


Part Number	Size	G	G1	H	H1	L	L1	M	Approx. Wt. (Lbs.)
420-005	1/2	1/2	1/2	1-1/4	1-1/4	2-1/2	2-1/2	1- 3/32	.07
420-007	3/4	9/16	9/16	1- 9/16	1- 9/16	3- 1/8	3- 1/8	1- 5/16	.11
420-010	1	13/16	13/16	1-15/16	1-15/16	3- 7/8	3- 7/8	1- 5/8	.23
420-012	1-1/4	1- 3/32	1- 3/32	2-11/32	2-11/32	4-23/32	4-23/32	2- 1/16	.42
420-015	1-1/2	1- 1/4	1- 1/4	2-19/32	2-19/32	5- 5/32	5- 5/32	2- 5/16	.53
420-020	2	1-17/32	1-17/32	2-29/32	2-29/32	5-27/32	5-27/32	2-13/16	.78
420-025	2-1/2	1-21/32	1-21/32	3-21/32	3-21/32	7-11/32	7-11/32	3- 3/8	1.54
420-030	3	2- 1/16	2- 1/16	3-15/16	3-15/16	7-29/32	7-29/32	4- 1/32	1.74
420-040	4	2- 1/2	2- 1/2	4- 1/2	4- 1/2	9- 1/32	9- 1/32	5- 1/32	3.23
420-050F*	5	6	6	9	9	18	18	6- 1/16	9.55
420-060F*	6	6- 3/16	6- 3/16	9- 7/16	9- 7/16	18- 7/8	18- 7/8	7- 3/16	13.68
420-080F*	8	8- 9/16	8- 9/16	12-13/16	12-13/16	25- 5/8	25- 5/8	9- 1/4	26.87
420-100F*	10	9- 7/8	9- 3/8	15- 1/8	14- 5/8	30- 1/4	29- 1/4	11- 1/2	42.70
420-120F*	12	10- 3/4	10- 3/16	17	16- 7/16	34	32- 7/8	13- 9/16	65.48
420-140F*	14	11- 1/4	11	18- 3/8	18	36- 3/4	36	14- 7/8	86.20
420-160F*	16	15	12- 7/8	23	20- 7/8	46	41- 3/4	17	128.98
420-180F*	18	15- 7/8	13- 3/8	24- 7/8	22- 3/8	49- 3/4	44- 3/4	19- 1/8	176.46
420-200F*	20	18- 1/4	15- 1/2	28- 1/4	25- 1/2	56- 1/2	51	21- 3/16	153.70
420-240F*	24	21- 1/8	17- 1/2	33- 1/8	29- 1/2	66- 1/4	59	25- 3/8	253.35

\* Fabricated

**Cross - Reducing**

Socket x Socket x Socket x Socket



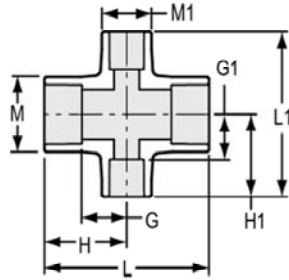
Part Number	Size	G	G1	H	H1	L	L1	M	M1	Approx. Wt. (Lbs.)
420-101 <sup>1</sup>	3/4X1/2	1- 7/16	1- 1/16	1- 9/16	1-13/16	3- 1/8	3- 5/8	1- 5/16	1- 5/16	.15
420-131	1X3/4	23/32	5/8	1- 5/8	1- 5/8	3- 1/4	3- 1/4	1- 7/8	1-17/32	.29
420-167 <sup>1</sup>	1-1/4X3/4	1- 1/8	1-21/32	2-11/32	2-21/32	4-11/16	5- 5/16	2- 1/32	2- 1/32	.61
420-168 <sup>1</sup>	1-1/4X1	1- 3/32	1- 9/16	2-11/32	2- 5/8	4-23/32	5- 7/32	2- 1/16	2- 1/16	.54
420-248 <sup>1</sup>	2X3/4	11/16	1- 7/16	2- 7/32	2- 7/16	4-13/32	4- 7/8	2-29/32	1-13/32	.54
420-249	2X1	13/16	1- 3/8	2- 3/16	2- 1/2	4- 3/8	5	2- 3/4	1- 5/8	.41
420-250 <sup>1</sup>	2X1-1/4	1- 9/16	2- 1/16	2-15/16	3-15/16	5-27/32	6- 5/8	2-13/16	2-13/16	1.14
420-251 <sup>1</sup>	2X1-1/2	1-17/32	1-25/32	2-29/32	3- 1/8	5-13/16	6- 1/4	2-25/32	2-25/32	1.04
420-288 <sup>1</sup>	2-1/2X3/4	1-21/32	3- 3/32	3-21/32	4- 3/32	7-11/32	8- 7/32	3- 3/8	3- 3/8	2.21

Schedule 40 Fittings Technical  
**Schedule 40 Fittings Dimensions & Information**



**Cross - Reducing**

Socket x Socket x Socket x Socket



(Continued)

Part Number	Size	G	G1	H	H1	L	L1	M	M1	Approx. Wt. (Lbs.)
420-289 <sup>1</sup>	2-1/2X1	7/8	1-23/32	2-11/16	2- 7/8	5-11/32	5- 3/4	3- 1/2	1- 3/4	.96
420-335 <sup>1</sup>	3X1	1-15/16	3- 1/4	3-15/16	4- 3/8	7- 7/8	8- 3/4	4	4	2.71
420-336 <sup>1</sup>	3X1-1/4	2	3- 1/8	3-15/16	4- 3/8	7- 7/8	8- 3/4	4	4	2.71
420-337 <sup>1</sup>	3X1-1/2	1-31/32	3- 1/16	3-31/32	4- 3/8	7-15/16	8-23/32	4- 1/32	4- 1/32	2.69
420-338 <sup>1</sup>	3X2	2- 1/16	2- 5/8	3-31/32	4- 9/32	7-29/32	8- 9/16	4- 1/32	4- 1/32	2.67
420-339 <sup>1</sup>	3X2-1/2	1-15/16	2-11/32	3-15/16	4-11/32	7- 7/8	8-11/16	4	4	2.48
420-420 <sup>1</sup>	4X2	2- 1/2	3-17/32	4- 1/2	4-29/32	9- 1/32	9-13/16	5- 1/32	5- 1/4	4.95
420-421 <sup>1</sup>	4X2-1/2	2- 1/2	2-15/16	4- 1/2	4-15/16	9	9- 7/8	5	5	4.74
420-422 <sup>1</sup>	4X3	2- 1/2	2-15/16	4- 1/2	4-15/16	9	9- 7/8	5	5	4.81
420-528F <sup>+</sup>	6X2	5- 1/8	5- 5/16	8- 3/8	7- 1/16	16- 3/4	14- 1/8	7- 3/16	2-11/16	8.31
420-529F <sup>+</sup>	6X2 1/2	5- 3/8	5-13/16	8- 5/8	7-13/16	17- 1/4	15- 5/8	7- 3/16	3- 1/4	8.56
420-530F <sup>+</sup>	6X3	5- 7/8	6- 1/16	9- 1/8	8- 5/16	18- 1/4	16- 5/8	7- 3/16	3-15/16	8.83
420-532F <sup>+</sup>	6X4	6- 1/2	6- 3/8	9- 3/4	8- 5/8	19- 1/2	17- 1/4	7- 3/16	5	10.20
420-578F <sup>+</sup>	8X2	5- 5/16	6- 1/4	9- 9/16	8	19- 1/8	16	9- 1/4	2-11/16	13.59
420-580F <sup>+</sup>	8X3	5-11/16	7	9-15/16	9- 1/4	19- 7/8	18- 1/2	9- 1/4	3-15/16	15.75
420-582F <sup>+</sup>	8X4	6- 5/16	7- 5/16	10- 9/16	9- 9/16	21- 1/8	19- 1/8	9- 1/4	5	17.10
420-585F <sup>+</sup>	8X6	7- 5/16	7- 3/8	11- 9/16	10- 5/8	23- 1/8	21- 1/4	9- 1/4	7- 3/16	20.11
420-621F <sup>+</sup>	10X2	4- 7/8	7- 1/4	10- 1/8	9	20- 1/4	18	11- 1/2	2-11/16	18.96
420-622F <sup>+</sup>	10X2-1/2	5- 5/8	7- 3/4	10- 7/8	9- 3/4	21- 3/4	19- 1/2	11- 1/2	3- 1/4	21.13
420-623F <sup>+</sup>	10X3	5- 3/8	8	10- 5/8	10- 1/4	21- 1/4	20- 1/2	11- 1/2	3-15/16	20.02
420-624F <sup>+</sup>	10X4	5- 7/8	8- 5/16	11- 1/8	10- 9/16	22- 1/4	21- 1/8	11- 1/2	5	22.73
420-626F <sup>+</sup>	10X6	6- 7/8	8- 3/8	12- 1/8	11- 5/8	24- 1/4	23- 1/4	11- 1/2	7- 3/16	26.47
420-628F <sup>+</sup>	10X8	8- 1/2	8- 5/16	13- 3/4	12- 9/16	27- 1/2	25- 1/8	11- 1/2	9- 1/4	33.72
420-661F <sup>+</sup>	12X2	5- 1/4	8- 1/4	11- 1/2	10	23	20	13- 9/16	2-11/16	27.06
420-662F <sup>+</sup>	12X2-1/2	5- 3/4	8- 3/4	12	10- 3/4	24	21- 1/2	13- 9/16	3- 1/4	29.22
420-663F <sup>+</sup>	12X3	5- 3/4	9	12	11- 1/4	24	22- 1/2	13- 9/16	3-15/16	27.42
420-664F <sup>+</sup>	12X4	7	9- 5/16	13- 1/4	11- 9/16	26- 1/2	23- 1/8	13- 9/16	5	34.37
420-666F <sup>+</sup>	12X6	8	9- 3/8	14- 1/4	12- 5/8	28- 1/2	25- 1/4	13- 9/16	7- 3/16	39.38
420-668F <sup>+</sup>	12X8	8- 3/4	9- 5/16	15	13- 9/16	30	27- 1/8	13- 9/16	9- 1/4	45.24
420-670F <sup>+</sup>	12X10	10- 1/4	10- 3/8	16- 1/2	15- 5/8	33	31- 1/4	13- 9/16	11- 1/2	54.83
420-691F <sup>+</sup>	14X2	5- 7/8	8-13/16	12- 7/8	10- 9/16	25- 3/4	21- 1/8	14- 7/8	2-11/16	36.88
420-693F <sup>+</sup>	14X3	6- 1/2	9- 9/16	13- 1/2	11-13/16	27	23- 5/8	14- 7/8	3-15/16	40.83
420-694F <sup>+</sup>	14X4	7- 3/8	9- 7/8	14- 3/8	12- 1/8	28- 3/4	24- 1/4	14- 7/8	5	44.62
420-696F <sup>+</sup>	14X6	7- 7/8	9-15/16	14- 7/8	13- 3/16	29- 3/4	26- 3/8	14- 7/8	7- 3/16	49.43
420-698F <sup>+</sup>	14X8	8- 7/8	9- 7/8	15- 7/8	14- 1/8	31- 3/4	28- 1/4	14- 7/8	9- 1/4	53.85
420-700F <sup>+</sup>	14X10	10- 3/8	10-15/16	17- 3/8	16- 3/16	34- 3/4	32- 3/8	14- 7/8	11- 1/2	68.64
420-702F <sup>+</sup>	14X12	11- 3/8	10- 3/4	18- 3/8	17	36- 3/4	34	14- 7/8	13- 9/16	66.56
420-751F <sup>+</sup>	16X2	6- 3/8	9- 3/4	14- 3/8	11- 1/2	28- 3/4	23	17	2-11/16	66.96
420-753F <sup>+</sup>	16X3	6- 1/2	10- 1/2	14- 1/2	12- 3/4	29	25- 1/2	17	3-15/16	42.90



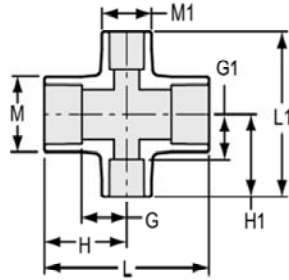


Schedule 40 Fittings Technical  
**Schedule 40 Fittings Dimensions & Information**

**Cross - Reducing**

Socket x Socket x Socket x Socket

(Continued)



Part Number	Size	G	G1	H	H1	L	L1	M	M1	Approx. Wt. (Lbs.)
420-754F <sup>†</sup>	16X4	8	10-13/16	16	13- 1/16	32	26- 1/8	17	5	62.48
420-756F <sup>†</sup>	16X6	9	10- 7/8	17	14- 1/8	34	28- 1/4	17	7- 3/16	66.59
420-758F <sup>†</sup>	16X8	10	10-13/16	18	15- 1/16	36	30- 1/8	17	9- 1/4	77.97
420-760F <sup>†</sup>	16X10	11	11- 7/8	19	17- 1/8	38	34- 1/4	17	11- 1/2	80.00
420-762F <sup>†</sup>	16X12	12	11-11/16	20	17-15/16	40	35- 7/8	17	13- 9/16	106.45
420-764F <sup>†</sup>	16X14	13	11-15/16	21	18-15/16	42	37- 7/8	17	14- 7/8	108.37
420-781F <sup>†</sup>	18X2	6- 1/4	10-11/16	15- 1/4	12- 7/16	30- 1/2	24- 7/8	19- 1/8	2-11/16	66.00
420-783F <sup>†</sup>	18X3	7- 1/4	11- 7/16	16- 1/4	13-11/16	32- 1/2	27- 3/8	19- 1/8	3-15/16	78.56
420-784F <sup>†</sup>	18X4	7- 3/4	11- 3/4	16- 3/4	14	33- 1/2	28	19- 1/8	5	78.50
420-786F <sup>†</sup>	18X6	8- 3/4	11-13/16	17- 3/4	15- 1/16	35- 1/2	30- 1/8	19- 1/8	7- 3/16	84.00
420-788F <sup>†</sup>	18X8	9- 3/4	11- 3/4	18- 3/4	16	37- 1/2	32	19- 1/8	9- 1/4	93.50
420-790F <sup>†</sup>	18X10	10- 3/4	12-13/16	19- 3/4	18- 1/16	39- 1/2	36- 1/8	19- 1/8	11- 1/2	89.64
420-792F <sup>†</sup>	18X12	11- 3/4	12- 5/8	20- 3/4	18- 7/8	41- 1/2	37- 3/4	19- 1/8	13- 9/16	133.17
420-794F <sup>†</sup>	18X14	12- 7/8	12- 7/8	21- 7/8	19- 7/8	43- 3/4	39- 3/4	19- 1/8	14- 7/8	133.94
420-796F <sup>†</sup>	18X16	13- 7/8	13-13/16	22- 7/8	21-13/16	45- 3/4	43- 5/8	19- 1/8	17	145.79
420-811F <sup>†</sup>	20X2	6- 3/4	12- 7/16	16- 3/4	14- 3/16	33- 1/2	28- 3/8	21- 3/16	2-11/16	91.28
420-813F <sup>†</sup>	20X3	7- 1/4	12- 7/16	17- 1/4	14-11/16	34- 1/2	29- 3/8	21- 3/16	3-15/16	96.08
420-814F <sup>†</sup>	20X4	8- 1/4	12- 3/4	18- 1/4	15	36- 1/2	30	21- 3/16	5	95.81
420-816F <sup>†</sup>	20X6	9- 1/4	12-13/16	19- 1/4	16- 1/16	38- 1/2	32- 1/8	21- 3/16	7- 3/16	105.00
420-818F <sup>†</sup>	20X8	10- 1/4	12- 3/4	20- 1/4	17	40- 1/2	34	21- 3/16	9- 1/4	115.00
420-820F <sup>†</sup>	20X10	11- 1/4	13-13/16	21- 1/4	19- 1/16	42- 1/2	38- 1/8	21- 3/16	11- 1/2	137.50
420-822F <sup>†</sup>	20X12	12- 1/4	13- 5/8	22- 1/4	19- 7/8	44- 1/2	39- 3/4	21- 3/16	13- 9/16	151.24
420-824F <sup>†</sup>	20X14	13- 1/4	13- 7/8	23- 1/4	20- 7/8	46- 1/2	41- 3/4	21- 3/16	14- 7/8	165.99
420-826F <sup>†</sup>	20X16	14- 1/4	14-13/16	24- 1/4	22-13/16	48- 1/2	45- 5/8	21- 3/16	17	165.33
420-828F <sup>†</sup>	20X18	15- 1/4	14- 3/8	25- 1/4	23- 3/8	50- 1/2	46- 3/4	21- 3/16	19- 1/8	193.91
420-901F <sup>†</sup>	24X2	8- 1/8	14- 5/16	20- 1/8	16- 1/16	40- 1/4	32- 1/8	25- 3/8	2-11/16	95.94
420-903F <sup>†</sup>	24X3	8- 5/8	14- 5/16	20- 5/8	16- 9/16	41- 1/4	33- 1/8	25- 3/8	3-15/16	152.79
420-904F <sup>†</sup>	24X4	9- 1/8	14- 5/8	21- 1/8	16- 7/8	42- 1/4	33- 3/4	25- 3/8	5	167.00
420-906F <sup>†</sup>	24X6	10- 1/8	14-11/16	22- 1/8	17-15/16	44- 1/4	35- 7/8	25- 3/8	7- 3/16	179.89
420-908F <sup>†</sup>	24X8	11- 1/8	14- 5/8	23- 1/8	18- 7/8	46- 1/4	37- 3/4	25- 3/8	9- 1/4	193.00
420-910F <sup>†</sup>	24X10	12- 1/8	15-11/16	24- 1/8	20-15/16	48- 1/4	41- 7/8	25- 3/8	11- 1/2	203.25
420-912F <sup>†</sup>	24X12	13- 1/8	15- 1/2	25- 1/8	21- 3/4	50- 1/4	43- 1/2	25- 3/8	13- 9/16	220.14
420-914F <sup>†</sup>	24X14	13- 3/4	15- 3/4	25- 3/4	22- 3/4	51- 1/2	45- 1/2	25- 3/8	14- 7/8	235.25
420-916F <sup>†</sup>	24X16	14- 3/4	16-11/16	26- 3/4	24-11/16	53- 1/2	49- 3/8	25- 3/8	17	243.81
420-918F <sup>†</sup>	24X18	15- 3/4	16- 1/4	27- 3/4	25- 1/4	55- 1/2	50- 1/2	25- 3/8	19- 1/8	268.13
420-920F <sup>†</sup>	24X20	16- 3/4	17- 3/8	28- 3/4	27- 3/8	57- 1/2	54- 3/4	25- 3/8	21- 3/16	292.78

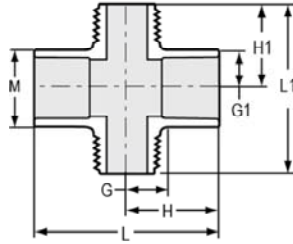
<sup>†</sup> Outlet sized with Bushing  
<sup>\*</sup> Fabricated

Schedule 40 Fittings Technical  
**Schedule 40 Fittings Dimensions & Information**



**Cross**

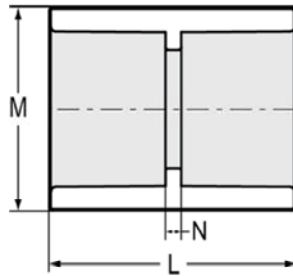
Socket x Mipt x Socket x Mipt



Part Number	Size	G	G1	H	H1	L	L1	M	Approx. Wt. (Lbs.)
421A-010	1	21/32	13/16	1-23/32	1- 7/8	3-7/16	3- 3/4	1- 5/8	.18

**Coupling**

Socket x Socket



Part Number	Size	L	M	N	Approx. Wt. (Lbs.)
429-003	3/8	2- 5/8	7/8	1/8	.03
429-005	1/2	1-19/32	1- 3/32	3/32	.03
429-005N	1/2	1-5/8	1-1/16	3/32	.02
429-007	3/4	2- 1/8	1- 5/16	3/32	.04
429-007N	3/4	2- 3/32	1- 5/16	3/32	.05
429-010	1	2- 1/8	1-19/32	1/8	.07
429-010N	1	2-3/8	1-21/32	3/32	.09
429-012	1-1/4	2-11/32	1-31/32	3/32	.10
429-015	1-1/2	2- 5/8	2- 7/32	1/16	.14
429-020	2	2- 7/8	2- 3/4	3/32	.21
429-025	2-1/2	3- 3/4	3- 5/16	3/16	.40
429-030	3	3-31/32	4	3/16	.56
429-040	4	4- 1/4	5- 1/32	3/16	.85
429-045F*	4-1/2	6- 7/8	5- 7/16	1- 7/8	1.45
429-050	5	6- 3/16	6- 1/8	3/16	1.66
429-060	6	6- 5/16	7- 1/4	1/4	2.15
429-080	8	8-11/32	9-11/32	1/4	4.18
429-100	10	10- 3/8	11- 9/16	15/32	7.29
429-100F*	10	12- 3/8	11- 1/2	1- 7/8	8.39
429-120	12	12- 3/8	13-21/32	3/8	11.71
429-120F*	12	14- 3/4	13- 9/16	2- 1/4	13.26
429-140	14	14-13/32	15- 5/8	7/16	27.26
429-140F*	14	16- 1/4	14- 7/8	2- 1/4	17.65
429-160F*	16	18- 5/8	17	2- 5/8	27.00
429-180F*	18	21- 3/4	19- 1/8	3- 3/4	38.65
429-200F*	20	24	21- 3/16	4	49.22
429-240F*	24	29- 1/4	25- 3/8	5- 1/4	82.20

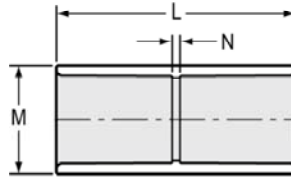
\* Fabricated



Schedule 40 Fittings Technical  
**Schedule 40 Fittings Dimensions & Information**

### Coupling - Deep Socket

Socket x Socket

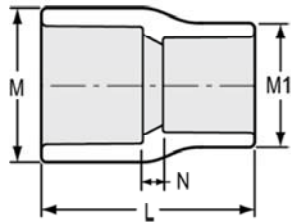


Part Number	Size	L	M	N	Approx. Wt. (Lbs.)
479-005N	1/2	2- 1/2	1- 1/16	3/16	.03
479-007	3/4	2- 7/8	1- 5/16	3/32	.07
479-010	1	3- 5/8	1- 5/8	3/32	.12
479-012	1-1/4	4-3/32	1-31/32	3/32	.18
479-015	1-1/2	4- 5/8	2- 1/4	1/8	.24
479-020	2	5- 3/32	2- 3/4	3/32	.36
479-025	2-1/2	7- 1/2	3- 5/16	1/4	.79
479-030	3	8	4	1/4	1.05
479-040	4	8-5/32	5	3/16	1.53
479-045F*	4-1/2	9-1/2	5-9/16	1-1/2	1.91
479-060F*	6	12	7-3/16	1-1/2	3.72

\* Fabricated

### Coupling - Reducer

Socket x Socket



Part Number	Size	L	M	M1	N	Approx. Wt. (Lbs.)
429-101	3/4X1/2	1-25/32	1- 5/16	1- 3/32	1/8	.03
429-130	1X1/2	2- 7/32	1- 5/8	1- 3/32	13/32	.07
429-131	1X3/4	2- 1/8	1- 5/8	1- 5/16	1/8	.06
429-166	1-1/4X1/2	2- 9/16	2- 3/32	1- 5/32	7/16	.13
429-167	1-1/4X3/4	2-19/32	1-31/32	1- 5/16	15/32	.10
429-168	1-1/4X1	2-11/16	2- 1/8	1- 3/4	5/16	.16
429-210	1-1/2X3/4	2-27/32	2-13/32	1-13/32	15/32	.21
429-211	1-1/2X1	2-23/32	2- 7/32	1- 5/8	3/8	.13
429-212	1-1/2X1-1/4	2-13/16	2-13/32	2- 1/8	5/32	.21
429-247	2X1/2	3- 3/32	2- 7/8	1- 5/32	11/16	.29
429-248	2X3/4	3- 7/32	2- 7/8	1-13/32	23/32	.30
429-249	2X1	3- 1/2	2-13/16	2- 5/16	3/4	.32
429-250	2X1-1/4	3- 1/16	2-23/32	1-31/32	17/32	.19
429-251	2X1-1/2	2-13/16	2-27/32	2- 1/4	1/8	.18
429-291	2-1/2X1-1/2	3- 3/4	3- 1/2	2- 3/8	19/32	.51
429-292	2-1/2X2	3- 5/8	3-15/32	2- 7/8	7/16	.48
429-335 <sup>1</sup>	3X1	4- 3/16	4- 5/32	2- 7/8	1- 1/4	.91
429-337	3X1-1/2	4- 3/16	4- 5/32	2-29/32	1	.69
429-338	3X2	4	4- 5/32	2- 7/8	5/8	.74

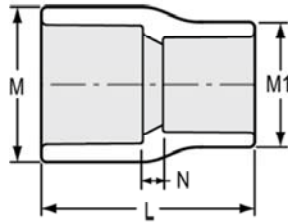
Schedule 40 Fittings Technical  
**Schedule 40 Fittings Dimensions & Information**



**Coupling - Reducer**

Socket x Socket

(Continued)



Part Number	Size	L	M	M1	N	Approx. Wt. (Lbs.)
429-339	3X2-1/2	4- 5/16	4	4	21/32	.56
429-340F*	3X2-1/2	5- 5/8	3- 7/8	3- 1/4	1- 3/8	.68
429-416 <sup>1</sup>	4X3/4	5- 7/32	5- 1/32	2-25/32	2- 3/16	1.03
429-417 <sup>1</sup>	4X1	5- 1/4	5- 1/32	2-25/32	2- 5/32	1.03
429-420	4X2	5	5- 1/32	2-3/4	1- 5/8	.87
429-421	4X2-1/2	5	5- 1/4	4- 1/8	3/4	1.27
429-422	4X3	4- 5/8	5- 1/4	4- 5/32	15/32	1.25
429-422F*	4X3	6-3/4	4-15/16	3-15/16	2-1/4	1.11
429-460F*	4-1/2X4	6-11/16	5- 7/16	5	1-15/16	1.27
429-488F*	5X3	8	6- 1/16	5- 1/4	3- 1/8	2.29
429-490F*	5X4	7-11/16	6- 1/16	5	2- 7/16	1.58
429-491F*	5X4-1/2	7- 7/16	6- 1/16	5- 7/16	1-15/16	1.69
429-528F*	6X2	9- 1/4	7- 1/8	5- 1/16	4- 5/8	2.77
429-530F*	6X3	9- 3/16	7- 1/8	5- 1/4	4- 1/16	2.82
429-532	6X4	6-15/32	7- 1/4	5- 1/32	1-11/32	2.08
429-532F*	6X4	8-7/8	7-1/8	5	3-3/8	2.08
429-533F*	6X5	8- 5/8	7- 1/8	6- 1/16	2- 3/8	2.29
429-534F*	6X4-1/2	8-11/16	7- 1/8	5- 7/16	2-15/16	2.03
429-578F*	8X2	14- 7/8	9- 3/16	5	9- 1/4	5.75
429-580F*	8X3	14-13/16	9- 3/16	5	8-11/16	5.71
429-582	8X4	8- 7/16	9-11/32	5- 1/16	2-11/32	3.95
429-582F*	8X4	14-1/2	9-1/4	5	8	5.18
429-583F*	8X5	14- 1/4	9- 3/16	6- 1/16	7	5.16
429-585	8X6	8-13/32	9-11/32	7- 9/32	1-11/32	4.00
429-585F*	8X6	11	9-1/4	7-1/4	3-1/2	4.62
429-621F*	10X2	17-11/16	11- 3/8	5	11-1/8	8.57
429-623F*	10X3	17-11/16	11- 3/8	5	10-9/16	7.73
429-624	10X4	10- 7/16	11-17/32	5- 1/16	3-11/32	7.35
429-624F*	10X4	17-3/8	11- 3/8	5	9-7/8	7.18
429-625F*	10X5	17-1/8	11-3/8	6-1/16	8-7/8	7.31
429-626	10X6	10- 7/16	11- 9/16	7- 9/32	2- 1/4	7.11
429-626F*	10X6	13- 7/8	11- 3/8	7- 1/4	5- 3/8	6.61
429-628	10X8	10- 7/16	11- 5/8	9- 3/8	1- 3/8	7.07
429-628F*	10X8	13- 1/4	11- 9/16	9- 7/16	3- 3/4	8.95
429-661F*	12X2	24-3/8	13-9/16	5	16-3/4	16.96
429-663F*	12X3	24-5/16	13-9/16	5	16-31/6	15.85
429-664F*	12X4	24	13- 9/16	5	15- 1/2	15.20
429-665F*	12X5	23-3/4	13-9/16	6-1/16	14-1/2	16.51
429-666	12X6	12-13/32	13-21/32	7- 9/32	3- 9/32	10.46
429-666F*	12X6	20- 1/2	13- 9/16	7- 1/4	11	14.72
429-668	12X8	12-13/32	13-21/32	9- 3/8	2- 1/4	10.57

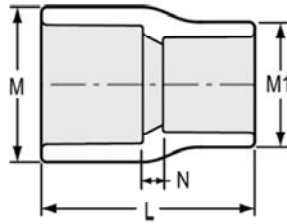


Schedule 40 Fittings Technical  
**Schedule 40 Fittings Dimensions & Information**

**Coupling - Reducer**

Socket x Socket

(Continued)



Part Number	Size	L	M	M1	N	Approx. Wt. (Lbs.)
429-668F*	12X8	15- 3/4	13- 9/16	9- 7/16	5- 1/4	12.30
429-670	12X10	12-3/8	13-21/32	11-19/32	1-9/32	10.83
429-670F*	12X10	15- 1/8	13- 9/16	11- 9/16	3- 5/8	13.16
429-693F*	14X3	26- 3/16	14-13/16	5	17- 5/16	18.94
429-694F*	14X4	25- 7/8	14-13/16	5	16- 5/8	17.51
429-696F*	14X6	22- 3/8	14-13/16	7- 1/4	12- 1/8	17.18
429-698F*	14X8	21-3/4	14- 3/4	9-7/16	10-1/2	20.81
429-700F*	14X10	17	14-13/16	11- 9/16	4- 3/4	14.51
429-702F*	14X12	16- 1/2	15	13- 3/4	3- 1/4	19.05
429-751F*	16X2	32- 7/8	17	5	23- 1/2	33.95
429-754F*	16X4	32- 1/2	17	5	22- 1/4	29.72
429-756F*	16X6	29	17	7- 3/16	17- 3/4	30.08
429-758F*	16X8	24- 3/4	17	9- 7/16	12- 1/2	28.87
429-760F*	16X10	24	17	11- 9/16	10- 3/4	30.50
429-762F*	16X12	18- 7/8	17	13- 3/4	4- 5/8	22.64
429-764F*	16X14	18- 1/2	16- 7/8	14- 7/8	3- 1/2	22.84
429-786F*	18X6	38	19	7- 3/16	25- 3/4	50.29
429-788F*	18X8	33- 3/4	19	9- 7/16	20- 1/2	46.36
429-790F*	18X10	33	19	11- 9/16	18- 3/4	46.43
429-792F*	18X12	27- 7/8	19	13- 5/8	12- 5/8	44.77
429-794F*	18X14	27- 1/2	19	14- 7/8	11- 1/2	44.48
429-796F*	18X16	21- 5/8	19	17	4- 5/8	30.97
429-814F*	20X4	50- 1/2	21- 1/8	5	38- 1/4	74.00
429-816F*	20X6	47	21- 1/8	7- 3/16	33- 3/4	74.44
429-818F*	20X8	42- 3/4	21- 1/8	9- 7/16	28- 1/2	72.15
429-820F*	20X10	42	21- 1/8	11- 9/16	26- 3/4	82.75
429-822F*	20X12	36- 7/8	21- 1/8	13- 3/4	20- 5/8	74.24
429-824F*	20X14	36- 1/2	21- 3/8	14- 7/8	19- 1/2	75.07
429-826F*	20X16	30- 5/8	21- 1/8	17	12- 5/8	58.52
429-828F*	20X18	23- 1/4	21- 1/8	19- 1/8	4- 1/4	45.37
429-906F*	24X6	59- 1/4	25- 3/16	7- 3/16	44	145.04
429-908F*	24X8	55	25- 3/16	9- 7/16	38- 3/4	124.96
429-910F*	24X10	54- 1/4	25- 3/16	11- 9/16	37	126.88
429-912F*	24X12	49- 1/8	25- 3/16	13- 3/4	30- 7/8	108.48
429-914F*	24X14	48- 3/4	25- 3/16	14- 7/8	29- 3/4	106.10
429-916F*	24X16	42- 7/8	25- 3/16	17	22- 7/8	107.16
429-918F*	24X18	35- 1/2	25- 3/16	19- 1/8	14- 1/2	90.14
429-920F*	24X20	28- 3/4	25- 3/16	21- 3/16	6- 3/4	61.04

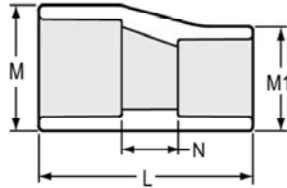
† Outlet sized with Bushing  
 \* Fabricated

Schedule 40 Fittings Technical  
**Schedule 40 Fittings Dimensions & Information**



**Coupling - Eccentric Reducer**

Socket x Socket



Part Number	Size	L	M	M1	N	Approx. Wt. (Lbs.)
429-131FE <sup>+</sup>	1X3/4	3-5/8	1-9/16	1-1/4	1-3/8	.07
429-168FE <sup>+</sup>	1-1/4X1	4-1/4	1-15/16	1-9/16	1-1/2	.11
429-211FE <sup>+</sup>	1-1/2X1	5-3/16	2-3/16	1-9/16	2-7/16	.16
429-212FE <sup>+</sup>	1-1/2X1-1/4	4-5/8	2-3/16	1-15/16	1-5/8	.19
429-249FE <sup>+</sup>	2X1	8-3/8	2-11/16	1-9/16	5-3/8	.38
429-250FE <sup>+</sup>	2X1-1/4	5-3/4	2-5/8	1-15/16	2-1/2	.28
429-251FE <sup>+</sup>	2X1-1/2	5-1/8	2-11/16	2-3/16	1-7/8	.29
429-290FE <sup>2+</sup>	2-1/2X1-1/4	9-5/8	3-3/16	1-15/16	6-1/8	.59
429-291FE <sup>2+</sup>	2-1/2X1-1/2	9	3-3/16	2-3/16	5-1/2	.59
429-292FE <sup>+</sup>	2-1/2X2	6-3/8	3-3/16	2-11/16	2-5/8	.44
429-336FE <sup>2+</sup>	3X1-1/4	11-1/8	3-13/16	1-15/16	7-3/8	.74
429-337FE <sup>2+</sup>	3X1-1/2	10-1/2	3-13/16	2-3/16	6-3/4	.77
429-338E	3X2	5-7/8	4-5/32	2-7/8	2-15/32	1.00
429-338FE <sup>+</sup>	3X2	7-15/16	3-13/16	2-11/16	3-15/16	.59
429-339FE <sup>+</sup>	3X2-1/2	6-3/4	3-7/8	3-1/4	2-1/2	.79
429-417FE <sup>3+</sup>	4X1	18-3/4	4-15/16	1-9/16	15-1/4	1.75
429-418FE <sup>3+</sup>	4X1-1/4	16-1/8	4-15/16	1-15/16	12-3/8	1.69
429-419FE <sup>3+</sup>	4X1-1/2	15-1/2	4-15/16	2-3/16	11-3/4	1.71
429-420E	4X2	7-15/32	5	2-23/32	4-1/16	1.28
429-420FE <sup>2+</sup>	4X2	12-13/16	4-15/16	2-11/16	8-13/16	1.64
429-421FE <sup>2+</sup>	4X2-1/2	11-3/4	4-15/16	3-1/4	7-1/2	1.64
429-422FE <sup>+</sup>	4X3	8-5/8	4-15/16	3-15/16	4-1/8	1.22
429-490FE <sup>+</sup>	5X4	9-7/16	6-1/16	5	4-3/16	1.90
429-527FE <sup>4+</sup>	6X1-1/2	23-3/16	7-1/8	2-3/16	18-7/16	3.70
429-528FE <sup>2+</sup>	6X2	15-7/8	7-1/8	2-11/16	11-1/4	3.51
429-529FE <sup>3+</sup>	6X2-1/2	19-7/16	7-1/8	3-1/4	14-3/16	3.76
429-530FE <sup>2+</sup>	6X3	16-5/16	7-1/8	3-15/16	10-13/16	3.16
429-532E	6X4	8-31/32	7-9/32	5-1/32	3-15/16	2.90
429-532FE <sup>+</sup>	6X4	11-1/8	7-1/8	5	5-5/8	2.27
429-533FE <sup>+</sup>	6X5	10-5/8	7-1/8	6-1/16	4-3/8	2.84
429-578FE <sup>4+</sup>	8X2	27-1/8	9-3/16	2-11/16	21-1/2	9.64
429-580FE <sup>3+</sup>	8X3	25-5/16	9-3/16	3-15/16	18-13/16	7.18
429-582FE <sup>2+</sup>	8X4	19-5/8	9-3/16	5	13-3/8	8.21
429-583FE <sup>2+</sup>	8X5	15-5/8	9-3/16	6-1/16	12-3/8	6.77
429-585FE <sup>+</sup>	8X6	14-3/8	9-3/16	7-3/16	6-7/8	4.85
429-624FE <sup>2+</sup>	10X4	22-3/8	11-3/8	5	15-1/8	10.13
429-625FE <sup>+</sup>	10X5	22-3/8	11-3/8	6-1/16	14-1/8	9.33
429-626FE <sup>+</sup>	10X6	17-1/8	11-3/8	7-1/4	8-5/8	7.48
429-628FE <sup>+</sup>	10X8	16-11/16	11-3/8	9-1/4	7-3/16	8.48
429-664FE <sup>3+</sup>	12X4	32-3/8	13-1/2	5	24-1/8	20.15

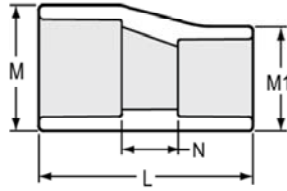


Schedule 40 Fittings Technical  
**Schedule 40 Fittings Dimensions & Information**

**Coupling - Eccentric Reducer**

(Continued)

Socket x Socket

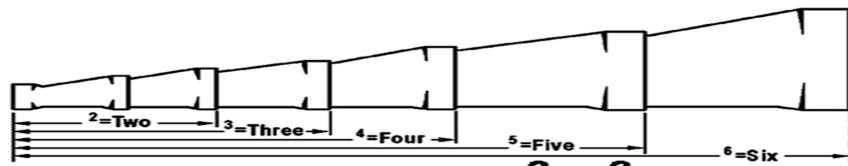


Part Number	Size	L	M	M1	N	Approx. Wt. (Lbs.)
429-666FE <sup>2*</sup>	12X6	27- 1/8	13- 1/2	7- 1/4	17- 5/8	16.79
429-668FE <sup>2*</sup>	12X8	26-11/16	13- 1/2	9- 1/4	16-3/16	18.12
429-670FE <sup>1*</sup>	12X10	18- 3/8	13- 1/2	11- 1/2	6- 7/8	13.53
429-696FE <sup>2*</sup>	14X6	31- 3/8	15	7- 1/4	21- 1/8	26.14
429-698FE <sup>2*</sup>	14X8	26-1/16	13-1/2	9- 1/4	16-3/16	26.76
429-700FE <sup>1*</sup>	14X10	22- 3/4	15	11- 3/4	10- 1/2	23.23
429-702FE <sup>1*</sup>	14X12	19	15	13- 3/4	5- 3/4	21.29
429-756FE <sup>3*</sup>	16X6	43- 5/8	17	7- 1/4	32- 3/8	42.00
429-758FE <sup>3*</sup>	16X8	42-3/16	17	9- 1/4	30-15/16	42.02
429-760FE <sup>2*</sup>	16X10	34- 7/8	17	11- 1/2	21- 5/8	38.22
429-762FE <sup>1*</sup>	16X12	26- 1/2	17	13- 3/4	12- 1/4	30.12
429-764FE <sup>1*</sup>	16X14	19	16- 7/8	14- 7/8	6- 3/4	24.61
429-786FE <sup>4*</sup>	18X6	56	19	7- 1/4	43- 3/4	71.11
429-788FE <sup>4*</sup>	18X8	55-9/16	19	9- 1/4	42-5/16	70.92
429-790FE <sup>3*</sup>	18X10	47- 1/4	19	11- 1/2	33	65.31
429-792FE <sup>2*</sup>	18X12	38- 7/8	19	13- 3/4	23- 5/8	55.50
429-794FE <sup>2*</sup>	18X14	34- 1/8	19	14- 7/8	18- 1/8	49.03
429-796FE <sup>1*</sup>	18X16	25	19	17	8	38.72

\* Fabricated

**Eccentric Reducer Coupling Footnotes**  
**Multi-Step Configurations**

The number after the part number denotes steps listed below.



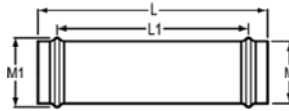
**Example: 429-582 FE<sup>2</sup> (2 = 2 Step)**

Schedule 40 Fittings Technical  
**Schedule 40 Fittings Dimensions & Information**



**Repair Coupling, Schedule 40  
 Fabricated**

Gasket x Gasket

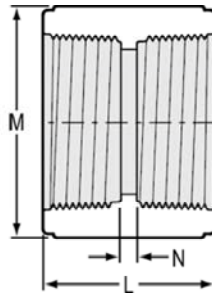


Part Number	Size	L	L1	M	M1	Approx. Wt. (Lbs.)
428-020F*	2	9- 1/8	6	2-11/16	3- 1/16	.71
428-030F*	3	15- 1/2	11- 3/4	3-15/16	4- 9/16	2.53
428-040F*	4	19- 1/2	15	5	5- 5/8	4.18
428-060F*	6	23	18-1/4	7-3/16	7-13/16	8.33
428-080F*	8	26- 1/8	21-1/2	9-1/16	9-13/16	14.00
428-100F*	10	27- 1/4	22- 3/8	11- 5/8	12- 3/8	20.94
428-120F*	12	28- 3/8	22- 3/8	13- 3/4	14-11/16	28.48
428-140F*	14	30	21-1/2	14- 7/8	16-3/8	36.67
428-160F*	16	31	24	17	18- 1/2	49.66
428-180F*	18	32	22-5/8	19-1/8	20-7/8	48.83
428-200F*	20	32	23-1/2	21-3/16	23-3/16	66.97
428-240F*	24	32	23-1/2	25-3/8	27-3/4	82.20

\* Fabricated

**Coupling**

Fipt x Fipt



Part Number	Size	L	M	N	Approx. Wt. (Lbs.)
430-005	1/2	1- 9/16	1- 1/8	7/32	.03
430-007	3/4	1- 9/16	1-11/32	3/32	.04
430-010	1	2- 1/16	1-11/16	3/32	.08
430-012	1-1/4	2- 3/16	2- 9/32	3/16	.20

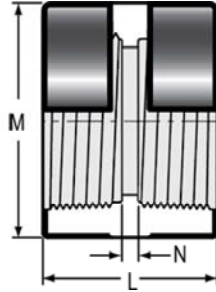




Schedule 40 Fittings Technical  
**Schedule 40 Fittings Dimensions & Information**

**Coupling - Special Reinforced**

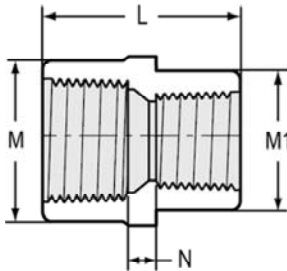
SR Fipt x SR Fipt - Stainless Steel Collar



Part Number	Size	L	M	N	Approx. Wt. (Lbs.)
430-005SR	1/2	1- 9/16	1- 3/16	1/16	.06
430-007SR	3/4	1-29/32	1- 3/8	3/32	.07
430-010SR	1	1-15/16	1-23/32	1/16	.13
430-012SR	1-1/4	2- 1/16	2- 1/16	3/16	.18
430-015SR	1-1/2	2- 3/16	2- 7/16	1/4	.27
430-020SR	2	2- 1/4	3	1/4	.41

**Coupling - Reducer**

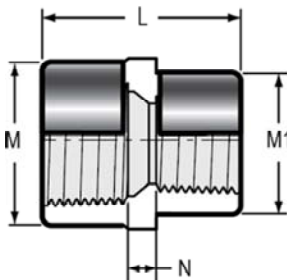
Fipt x Fipt



Part Number	Size	L	M	M1	N	Approx. Wt. (Lbs.)
430-101	3/4X1/2	1-11/16	1- 3/8	1- 3/16	1/4	.06

**Coupling - Special Reinforced Reducer**

SR Fipt x SR Fipt - Stainless Steel Collar



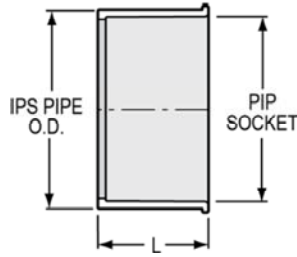
Part Number	Size	L	M	M1	N	Approx. Wt. (Lbs.)
430-101SR	3/4X1/2	1- 3/4	1- 3/8	1- 7/32	1/4	.08

Schedule 40 Fittings Technical  
**Schedule 40 Fittings Dimensions & Information**



**IPS to PIP Adapter**

Spigot x Socket

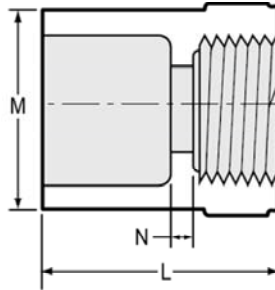


Part Number	Size	L	Approx. Wt. (Lbs.)
431-060	6	3- 9/16	.93
431-080	8	4-21/32	1.43
431-100F*	10	5- 5/8	2.53
431-120F*	12	6- 3/4	3.61

\* Fabricated

**Female Adapter**

Socket x Fipt



Part Number	Size	L	M	N	Approx. Wt. (Lbs.)
435-003	3/8	1- 7/16	1	3/32	.03
435-005	1/2	1-19/32	1- 3/32	3/32	.03
D435-005	1/2	2- 1/8	1- 1/8	1/8	.04
435-007	3/4	1-27/32	1- 5/16	3/32	.05
D435-007	3/4	2- 7/32	1- 5/16	3/32	.05
435-010	1	2	1-21/32	3/32	.08
435-012	1-1/4	2- 9/32	1-31/32	1/16	.11
435-015	1-1/2	2- 5/16	2- 7/32	3/32	.13
435-020	2	2- 1/2	2- 3/4	1/8	.19
435-025	2-1/2	3- 1/4	3- 5/16	3/16	.42
435-030	3	3- 1/2	4	1/4	.55
435-040	4	3-23/32	5- 1/32	3/16	.81
435-050	5	5- 1/16	6- 5/16	3/16	1.46
435-060	6	5- 3/4	7- 3/16	5/16	2.10
435-080	8	6-15/16	9- 3/8	7/16	3.87
435-100F*	10	10- 1/4	11-15/16	3	10.88
435-120F*	12	11-1/2	14- 1/8	3	16.20

"D" prefix indicates Deep Socket Adapter

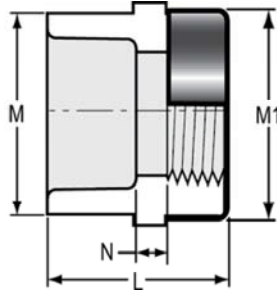
\* Fabricated



Schedule 40 Fittings Technical  
**Schedule 40 Fittings Dimensions & Information**

**Female Adapter - Special Reinforced**

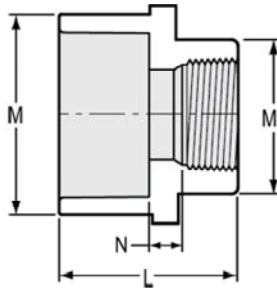
Socket x SR Fipt - Stainless Steel Collar



Part Number	Size	L	M	M1	N	Approx. Wt. (Lbs.)
435-002SR	1/4	1- 5/16	13/16	13/16	5/32	.02
435-003SR	3/8	1- 7/16	15/16	15/16	1/16	.03
435-005SR	1/2	1-23/32	1- 3/16	1- 3/16	3/32	.06
435-007SR	3/4	1- 7/8	1-13/32	1- 3/8	3/32	.07
435-010SR	1	2- 1/8	1- 3/4	1- 3/4	1/8	.12
435-012SR	1-1/4	2- 5/16	2- 3/32	2- 3/32	1/8	.18
435-015SR	1-1/2	2- 7/16	2- 7/16	2- 7/16	1/8	.27
435-020SR	2	2-11/16	3	3	1/4	.43
435-025SR	2-1/2	3- 1/4	3- 9/16	3- 9/16	1/4	.66
435-030SR	3	3- 1/2	4- 9/32	4- 5/16	5/16	.96
435-040SR	4	3-15/16	5- 7/32	5- 7/32	3/16	1.37

**Female Adapter - Reducing**

Socket x Fipt



Part Number	Size	L	M	M1	N	Approx. Wt. (Lbs.)
435-072	1/2X1/4	1-19/32	1- 3/32	13/16	1/4	.03
435-073	1/2X3/8	1-17/32	1- 3/32	15/16	3/16	.03
435-074	1/2X3/4	1-19/32	1- 3/32	1- 5/16	3/16	.04
435-098	3/4X1/4	1-15/16	1-13/32	27/32	13/32	.05
435-101	3/4X1/2	1-13/16	1- 5/16	1- 1/8	3/32	.04
435-102	3/4X1	1-15/16	1- 5/8	1- 5/16	3/32	.07
435-130	1X1/2	1-27/32	1- 5/8	1- 1/8	3/32	.07
435-131	1X3/4	2- 1/8	1- 5/8	1- 5/16	3/8	.07
435-133	1X1-1/2	2- 3/8	1- 5/8	2- 7/32	1/4	.12
435-168	1-1/4X1	2- 1/2	1-31/32	1- 5/8	11/32	.11
435-247	2X1/2	2-25/32	2-23/32	1- 3/16	21/32	.19
435-460F <sup>1</sup>	4-1/2X4	8- 1/4	5- 5/8	5	3- 7/8	1.91
435-578F <sup>1</sup>	8X2	14- 7/8	8- 5/8	5- 1/16	9- 5/8	6.21
435-582F <sup>1</sup>	8X4	15- 3/16	9- 1/4	5	9- 7/16	6.60
435-628F*	10X8	11	11- 3/4	9- 1/4	4- 1/16	9.25

<sup>1</sup> Outlet sizes with Threaded Adapter

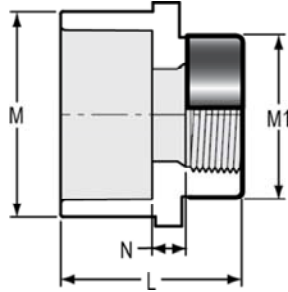
\* Fabricated

Schedule 40 Fittings Technical  
**Schedule 40 Fittings Dimensions & Information**



**Female Adapter - Special Reinforced Reducing**

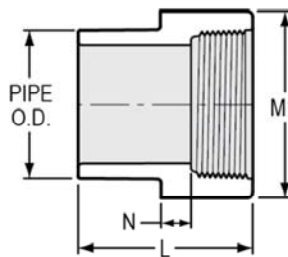
Socket x SR Fipt - Stainless Steel Collar



Part Number	Size	L	M	M1	N	Approx. Wt. (Lbs.)
435-072SR	1/2X1/4	1- 5/8	1- 3/32	27/32	1/4	.03
435-073SR	1/2X3/8	1-17/32	1-3/32	31/32	3/16	.03
435-074SR	1/2X3/4	1- 3/4	1- 3/16	1- 3/8	1/8	.07
435-098SR	3/4X1/4	1-15/16	1-13/32	27/32	13/32	.06
435-101SR	3/4X1/2	1- 7/8	1- 3/8	1- 3/16	1/4	.07
435-102SR	3/4X1	2- 1/16	1-13/32	1-23/32	1/4	.11
435-130SR	1X1/2	2	1-11/16	1- 3/16	7/32	.10
435-131SR	1X3/4	2- 1/16	1- 3/4	1- 3/8	3/16	.11
435-247SR	2X1/2	2-13/16	2-23/32	1-3/16	21/32	.20

**Female Spigot Adapter**

Spigot x Fipt



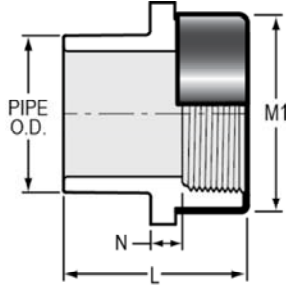
Part Number	Size	L	M1	N	Approx. Wt. (Lbs.)
478-005	1/2	1-19/32	1- 3/32	1/32	.03
478-007	3/4	1-15/16	1- 3/8	5/32	.05
478-010	1	2- 7/16	1-23/32	5/32	.10
478-012	1-1/4	2- 9/16	2- 1/16	9/32	.13
478-015	1-1/2	2-21/32	2-11/32	7/32	.16
478-020	2	2- 3/4	2-27/32	3/16	.20
478-030	3	3- 7/8	4	9/32	.56
478-040	4	4	5	3/8	.82



Schedule 40 Fittings Technical  
**Schedule 40 Fittings Dimensions & Information**

**Female Spigot Adapter -  
 Special Reinforced**

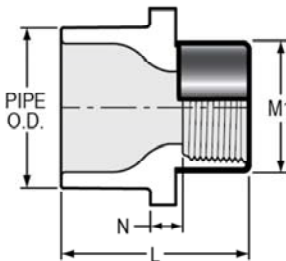
Spigot x SR Fipt - Stainless Steel Collar



Part Number	Size	L	M1	N	Approx. Wt. (Lbs.)
478-005SR	1/2	1- 3/4	1- 3/16	5/32	.05
478-007SR	3/4	1-15/16	1- 3/8	11/32	.07
478-010SR	1	2- 1/4	1-23/32	5/16	.12
478-012SR	1-1/4	2- 7/16	2- 1/16	3/8	.17
478-015SR	1-1/2	2- 5/8	2-13/32	13/32	.25
478-020SR	2	2-13/16	3	3/8	.38
478-030SR	3	3-13/16	4- 1/4	15/32	.91
478-040SR	4	4- 3/8	5- 7/32	9/16	1.36

**Female Spigot Adapter -  
 Special Reinforced Reducing**

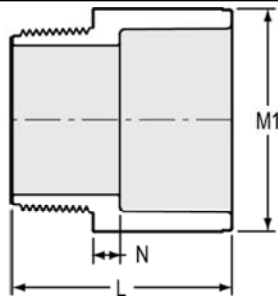
Spigot x SR Fipt - Stainless Steel Collar



Part Number	Size	L	M1	N	Approx. Wt. (Lbs.)
478-072SR	1/2X1/4	1- 3/8	27/32	3/16	.02
478-098SR	3/4X1/4	2- 1/16	27/32	1/2	.05
478-128SR	1X1/4	2- 3/8	27/32	11/16	.08

**Male Adapter**

Mipt x Socket



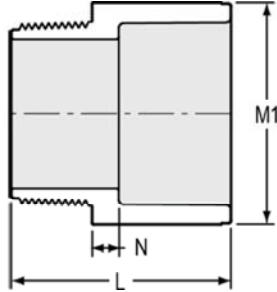
Part Number	Size	L	M1	N	Approx. Wt. (Lbs.)
436-003	3/8	1- 3/8	7/8	7/32	.01
436-005	1/2	1-17/32	1- 1/8	5/32	.02
436-007	3/4	1-23/32	1- 5/16	5/32	.04
436-010	1	2- 1/16	1- 5/8	7/32	.07
436-012	1-1/4	2- 7/16	2-3/16	3/16	.11
436-015	1-1/2	2-17/32	2- 1/4	3/16	.14
436-020	2	2-5/8	2-3/4	3/16	.20

Schedule 40 Fittings Technical  
**Schedule 40 Fittings Dimensions & Information**



**Male Adapter**

Mipt x Socket



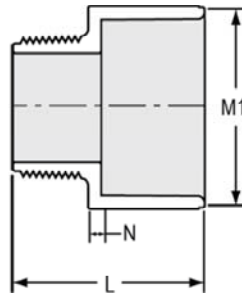
(Continued)

Part Number	Size	L	M1	N	Approx. Wt. (Lbs.)
436-025	2-1/2	3-13/16	3-13/32	9/32	.43
436-030	3	3-7/8	4- 3/32	5/16	.56
436-040	4	4- 1/32	5- 1/8	9/32	.83
436-050	5	5- 5/32	6- 1/4	5/16	1.41
436-060	6	5-3/4	7- 9/32	3/4	2.33
436-080	8	6-15/16	9- 3/8	13/32	4.03
436-100F*	10	10- 3/8	11-15/16	3- 3/16	11.16
436-120F*	12	11- 1/8	14- 1/8	2- 3/4	16.44

\* Fabricated

**Male Adapter - Reducing**

Mipt x Socket



Part Number	Size	L	M1	N	Approx. Wt. (Lbs.)
436-053	3/8X1/2	1-11/16	1- 3/16	1/4	.03
436-073	1/2X3/8	1-17/32	15/16	1/8	.02
436-074	1/2X3/4	1-25/32	1- 5/16	5/32	.04
436-075	1/2X1	2- 9/32	1- 5/8	17/32	.06
436-101	3/4X1/2	1-17/32	1- 1/8	3/32	.02
436-102	3/4X1	1-15/16	1-21/32	3/16	.06
436-131	1X3/4	1-15/16	1- 1/2	3/16	.05
436-132	1X1-1/4	2- 1/4	2-5/32	7/32	.10
436-133	1X1-1/2	2- 3/8	2- 1/4	1/4	.12
436-168	1-1/4X1	2- 1/4	1- 5/8	3/16	.08
436-169	1-1/4X1-1/2	2-17/32	2- 7/16	3/16	.13
436-212	1-1/2X1-1/4	2-15/32	2	7/32	.12
436-213	1-1/2X2	2- 5/8	2- 3/4	15/32	.21
436-251	2X1-1/2	2- 9/16	2- 7/32	3/16	.18
436-252	2X2-1/2	3- 3/32	3- 5/16	1/4	.34
436-253	2X3	3-13/16	4	1	.51
436-294	2-1/2X3	4- 3/32	4- 1/32	5/8	.57
436-296	2-1/2X4	3-29/32	5- 3/16	5/16	.81
436-342	3X4	4- 5/8	5- 1/16	7/8	.96
436-537F*	6X10	15- 1/2	11- 3/8	7-15/16	8.50

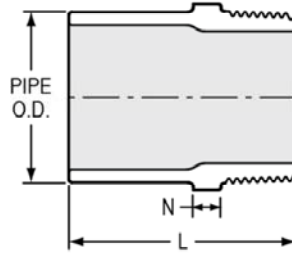
\* Fabricated



Schedule 40 Fittings Technical  
**Schedule 40 Fittings Dimensions & Information**

### Male Spigot Adapter

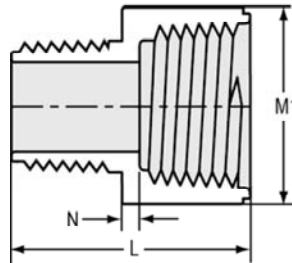
Spigot x Mipt



Part Number	Size	L	N	Approx. Wt. (Lbs.)
461-005	1/2	1-11/16	11/32	.02
461-007	3/4	2	13/32	.03
461-010	1	2- 1/4	11/32	.06
461-131	1X3/4	1-15/16	1/4	.05
461-012	1-1/4	2- 9/32	9/32	.09
461-015	1-1/2	2- 7/16	5/16	.12
461-020	2	2- 9/16	3/8	.18

### IPT Adapter

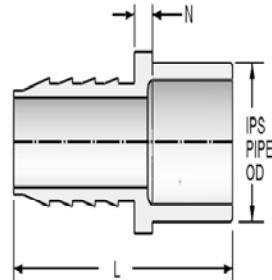
Mipt x Fipt



Part Number	Size	L	M1	N	Approx. Wt. (Lbs.)
446-003	3/8	1-13/32	29/32	5/32	.02
446-012	1-1/4	2- 3/16	2	5/32	.10
446-053	3/8X1/2	1- 1/2	1-3/16	5/32	.03
446-074	1/2X3/4	1-17/32	1- 5/16	5/32	.03

### Insert Adapter (White PVC)

Insert x I.P.S. Spigot x I.P.S. Socket



Part Number	Size	L	N	Approx. Wt. (Lbs.)
460-012N	1-1/4X1-1/4X1	3	9/32	.11
460-131N	3/4X1X3/4	2- 7/8	5/8	.06
460-132N	1X1-1/4X1	3	5/16	.10

ASTM D 2609 - Plastic Insert Fitting for Polyethylene (PE) pipe N=Nesting

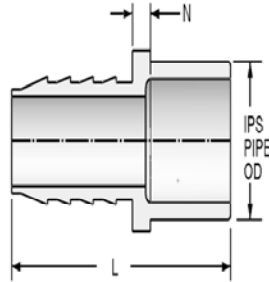
Schedule 40 Fittings Technical  
**Schedule 40 Fittings Dimensions & Information**



**Insert Adapter (White PVC)**

Insert x I.P.S. Spigot

\* Fabricated

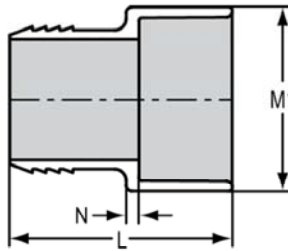


ASTM D 2609 - Plastic Insert Fitting for Polyethylene (PE) pipe

Part Number	Size	L	N	Approx. Wt. (Lbs.)
460-005	1/2	2- 7/16	7/32	.02
460-007	3/4	2-23/32	7/32	.04
460-010	1	2- 9/16	1/16	.05
460-012	1-1/4	3- 1/32	1/4	.10
460-015	1-1/2	3- 5/16	5/16	.11
460-020	2	3- 1/2	3/8	.20
460-030	3	4-17/32	13/32	.57
460-040	4	5-11/32	5/16	.72
1432-060	6	7-27/32	1	1.70
1432-080*	8	9- 7/8	5/8	5.37

**Insert Adapter (White PVC)**

Insert x Socket



Part Number	Size	L	M1	N	Approx. Wt. (Lbs.)
474-005	1/2	2- 3/8	1- 1/16	1/8	.03
474-007	3/4	2- 7/16	1- 5/16	5/32	.04
474-010	1	2- 5/8	1- 5/8	1/8	.07
474-012	1-1/4	2-11/16	2	3/16	.10
474-015	1-1/2	3- 1/16	2- 1/4	3/16	.13
474-020	2	3	2-13/16	3/16	.16
474-030	3	4- 3/4	4	5/16	.50
474-040	4	5- 5/8	5	3/8	.81

ASTM D 2609 Plastic Insert Fittings for Polyethylene (PE) pipe

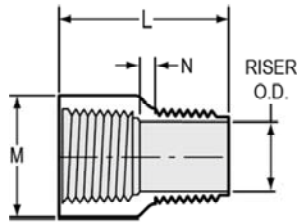




Schedule 40 Fittings Technical  
**Schedule 40 Fittings Dimensions & Information**

### Riser Extension

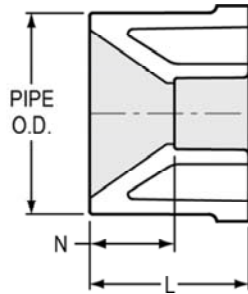
Fipt x Mipt



Part Number	Size	L	M	N	Approx. Wt. (Lbs.)
434-005	1/2	1- 1/2	1- 1/8	1/8	.02
434-007	3/4	1-17/32	1- 5/16	5/32	.03
434-010	1	1-29/32	1- 5/8	5/32	.07

### Reducer Bushing Flush Style

Spigot x Socket



<sup>1</sup> Sized with Bushing  
 \* Fabricated

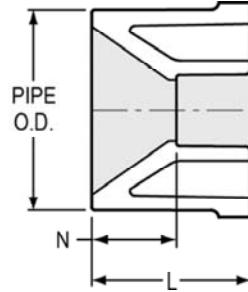
Part Number	Size	L	N	Approx. Wt. (Lbs.)
437-052	3/8X1/4	31/32	5/16	.01
437-072	1/2X1/4	1- 3/32	13/32	.02
437-073	1/2X3/8	7/8	3/8	.01
437-101	3/4X1/2	1- 1/16	9/32	.01
437-130	1X1/2	1- 1/4	15/32	.04
437-131	1X3/4	1- 1/4	5/16	.03
437-166	1-1/4X1/2	1-13/32	21/32	.08
437-167	1-1/4X3/4	1- 1/2	9/16	.09
437-168	1-1/4X1	1- 1/2	7/16	.06
437-209	1-1/2X1/2	1-15/32	23/32	.10
437-210	1-1/2X3/4	1- 7/16	7/16	.11
437-211	1-1/2X1	1-17/32	1/2	.11
437-212	1-1/2X1-1/4	1-17/32	9/32	.05
437-247	2X1/2	1- 5/8	7/8	.17
437-248	2X3/4	1- 9/16	9/16	.16
437-249	2X1	1- 9/16	17/32	.16
437-250	2X1-1/4	1-19/32	11/32	.17
437-251	2X1-1/2	1- 9/16	1/4	.13
437-287	2-1/2X1/2	2- 1/4	1- 7/16	.32
437-288	2-1/2X3/4	2-1/16	1-1/8	.33
437-289	2-1/2X1	2- 1/32	29/32	.35
437-290	2-1/2X1-1/4	2- 3/16	1- 1/8	.36
437-291	2-1/2X1-1/2	2- 5/32	1- 3/16	.29
437-292	2-1/2X2	2- 1/16	11/16	.23
437-333	3X1/2	2-1/4	1-1/2	.50
437-334	3X3/4	2- 5/16	1- 5/16	.49
437-335	3X1	2- 7/32	1- 1/4	.48
437-336	3X1-1/4	2- 9/32	1- 1/32	.48

Schedule 40 Fittings Technical  
**Schedule 40 Fittings Dimensions & Information**



**Reducer Bushing  
 Flush Style**

Spigot x Socket



<sup>1</sup> Sized with Bushing  
 \* Fabricated

(Continued)

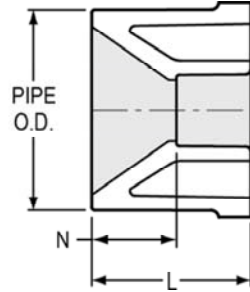
Part Number	Size	L	N	Approx. Wt. (Lbs.)
437-337	3X1-1/2	2- 9/32	31/32	.47
437-338	3X2	2- 7/32	9/16	.46
437-339	3X2-1/2	2- 7/32	7/16	.37
437-417 <sup>1</sup>	4X1	2-19/32	1-9/16	1.02
437-418 <sup>1</sup>	4X1-1/4	2-19/32	1-7/16	1.03
437-419	4X1-1/2	2-9/16	1-3/16	1.01
437-420	4X2	2-13/32	1- 1/32	.85
437-421	4X2-1/2	2- 5/16	9/16	.75
437-422	4X3	2-11/32	15/32	.78
437-486	5X2	3-13/32	2- 1/32	1.63
437-488	5X3	3- 7/16	1-15/32	1.39
437-490	5X4	2-31/32	23/32	1.30
437-528	6X2	3-17/32	2- 5/32	2.15
437-530	6X3	3-17/32	1- 5/8	2.21
437-532	6X4	3- 9/16	1- 1/2	2.09
437-534	6X5	3-17/32	7/8	1.94
437-578 <sup>1</sup>	8X2	5	3- 5/8	5.12
437-580 <sup>1</sup>	8X3	5- 1/4	3- 1/4	5.05
437-582	8X4	4-17/32	2- 1/2	4.26
437-583 <sup>1</sup>	8X5	4- 3/4	1- 3/4	5.93
437-585	8X6	4-13/32	1- 3/8	3.99
437-623 <sup>1</sup>	10X3	6	3-17/32	9.36
437-624 <sup>1</sup>	10X4	6	3- 3/4	8.85
437-626	10X6	5- 11/32	2- 5/16	6.76
437-628	10X8	5- 11/32	1- 5/16	8.57
437-666 <sup>1</sup>	12X6	6-11/16	3- 3/4	15.00
437-621 <sup>1</sup>	10X2	6	4	10.02
437-666F <sup>2</sup>	12X6	5-5/16	3-5/16	18.74
437-668	12X8	6- 1/2	2- 7/16	11.01
437-670	12X10	6- 11/32	1- 9/32	11.89
437-670F <sup>2</sup>	12X10	6	1	11.31
437-696F <sup>2</sup>	14X6	7-5/8	4-5/8	24.18
437-698F <sup>2</sup>	14X8	7- 5/16	3- 5/16	20.19
437-700F <sup>2</sup>	14X10	7-5/16	2-5/16	21.07
437-702F <sup>2</sup>	14X12	7	1	9.18
437-756F <sup>2</sup>	16X6	8-5/8	5-5/8	42.59
437-758F <sup>2</sup>	16X8	8- 5/16	4- 5/16	38.87
437-760F <sup>2</sup>	16X10	8-5/16	3-5/16	40.96
437-762F <sup>2</sup>	16X12	8	2	27.85
437-764F <sup>2</sup>	16X14	8	1	18.67
437-786F <sup>2</sup>	18X6	9-5/8	6-5/8	66.56
437-788F <sup>2</sup>	18X8	9-5/16	5-5/16	59.62



Schedule 40 Fittings Technical  
**Schedule 40 Fittings Dimensions & Information**

**Reducer Bushing  
 Flush Style**

Spigot x Socket



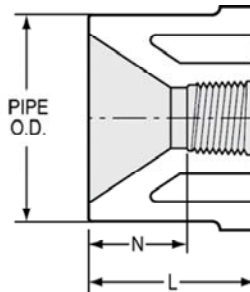
(Continued)

<sup>1</sup> Sized with Bushing  
 \* Fabricated

Part Number	Size	L	N	Approx. Wt. (Lbs.)
437-790F <sup>1</sup>	18X10	9-5/16	4-1/4	64.55
437-792F <sup>1</sup>	18X12	9	3	51.55
437-794F <sup>1</sup>	18X14	9	2	43.08
437-796F <sup>1</sup>	18X16	9	1	23.70
437-816F <sup>1</sup>	20X6	10-5/8	7-5/8	97.95
437-818F <sup>1</sup>	20X8	10- 5/16	6- 5/16	92.92
437-820F <sup>1</sup>	20X10	10-5/16	5-1/4	93.80
437-822F <sup>1</sup>	20X12	10	4	81.91
437-824F <sup>1</sup>	20X14	10	3	73.74
437-826F <sup>1</sup>	20X16	10	2	54.05
437-828F <sup>1</sup>	20X18	10	1	30.35
437-906F <sup>1</sup>	24X6	12-5/8	9-5/8	180.06
437-908F <sup>1</sup>	24X8	12- 5/16	8- 5/16	173.31
437-910F <sup>1</sup>	24X10	12-5/16	7-1/4	174.19
437-912F <sup>1</sup>	24X12	12	6	162.29
437-914F <sup>1</sup>	24X14	12	5	153.82
437-916F <sup>1</sup>	24X16	12	4	136.14
437-918F <sup>1</sup>	24X18	13	3	110.74
437-920F <sup>1</sup>	24X20	12	2	80.38

**Reducer Bushing  
 Flush Style**

Spigot x Fipt



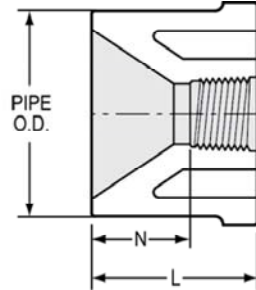
Part Number	Size	L	N	Approx. Wt. (Lbs.)
438-052	3/8X1/4	31/32	3/8	.01
438-071	1/2X1/8	1	9/16	.01
438-072	1/2X1/4	1- 1/32	7/16	.02
438-073	1/2X3/8	1	7/16	.01
438-098	3/4X1/4	1- 7/32	5/8	.04
438-101	3/4X1/2	1- 1/4	1/2	.02
438-127	1X1/8	1- 3/8	13/16	.05
438-128	1X1/4	1-13/32	25/32	.06
438-129	1X3/8	1-13/32	19/32	.06
438-130	1X1/2	1- 3/8	21/32	.05

Schedule 40 Fittings Technical  
**Schedule 40 Fittings Dimensions & Information**



**Reducer Bushing  
 Flush Style**

Spigot x Fipt



(Continued)

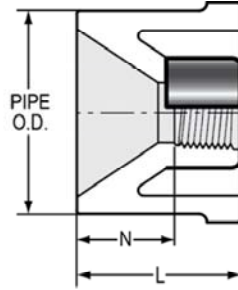
Part Number	Size	L	N	Approx. Wt. (Lbs.)
438-131	1X3/4	1- 1/16	3/8	.03
438-166	1-1/4X1/2	1-15/32	23/32	.09
438-167	1-1/4X3/4	1-15/32	23/32	.09
438-168	1-1/4X1	1- 7/16	1/2	.07
438-206	1-1/2X1/8	1-11/16	1- 1/4	.14
438-207	1-1/2X1/4	1-19/32	15/16	.18
438-209	1-1/2X1/2	1-23/32	31/32	.15
438-210	1-1/2X3/4	1- 9/16	27/32	.11
438-211	1-1/2X1	1-23/32	13/16	.14
438-212	1-1/2X1-1/4	1- 1/2	9/16	.07
438-245	2X1/4	1- 3/4	1- 5/32	.17
438-247	2X1/2	1-29/32	1- 5/32	.22
438-248	2X3/4	1- 7/8	1- 5/32	.25
438-249	2X1	1- 7/8	1	.25
438-250	2X1-1/4	1- 5/8	13/16	.18
438-251	2X1-1/2	1-19/32	5/8	.14
438-287	2-1/2X1/2	2- 3/8	1- 5/8	.41
438-288	2-1/2X3/4	2- 3/8	1- 9/16	.44
438-289	2-1/2X1	2- 5/32	1- 1/4	.33
438-290	2-1/2X1-1/4	2- 3/8	1- 3/8	.42
438-291	2-1/2X1-1/2	2- 3/8	1- 3/8	.34
438-292	2-1/2X2	2- 1/16	1- 1/16	.25
438-334	3X3/4	2- 9/32	1- 9/16	.57
438-335	3X1	2- 1/4	1-11/32	.58
438-336	3X1-1/4	2- 1/4	1- 5/16	.53
438-337	3X1-1/2	2- 1/4	1- 1/4	.58
438-338	3X2	2- 3/16	1- 7/32	.56
438-339	3X2-1/2	2- 3/8	3/4	.45
438-420	4X2	2-13/32	1-13/32	.77
438-421	4X2-1/2	2-21/32	1- 3/32	1.04
438-422	4X3	2-13/32	1	.77
438-488	5X3	3- 7/16	1-13/16	1.53
438-490	5X4	2-15/16	1-11/32	1.44
438-528	6X2	3-17/32	2-17/32	2.20
438-530	6X3	3-17/32	2- 1/8	2.31
438-532	6X4	3-17/32	2- 1/32	2.53
438-534	6X5	3-31/32	2- 3/16	1.90



Schedule 40 Fittings Technical  
**Schedule 40 Fittings Dimensions & Information**

**Reducer Bushing - Special Reinforced Flush Style**

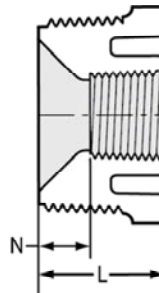
Spigot x SR Fipt - Stainless Steel Collar



Part Number	Size	L	N	Approx. Wt. (Lbs.)
438-128SR	1X1/4	1-13/32	25/32	.07
438-207SR	1-1/2X1/4	1-19/32	15/16	.12
438-209SR	1-1/2X1/2	1-11/16	15/16	.16
438-210SR	1-1/2X3/4	1- 9/16	7/8	.14
438-247SR	2X1/2	1-29/32	1- 5/32	.25
438-248SR	2X3/4	1- 7/8	1- 1/8	.25
438-249SR	2X1	1-29/32	31/32	.26
438-334SR	3X3/4	2- 1/4	1- 1/2	.57
438-335SR	3X1	2- 1/4	1-11/32	.59
438-336SR	3X1-1/4	2- 1/4	1- 5/16	.58
438-337SR	3X1-1/2	2- 1/4	1- 3/8	.67
438-420SR	4X2	2-13/32	1-13/32	.85
438-528SR	6X2	3- 5/16	2- 9/32	2.64
438-530SR	6X3	3- 9/32	1- 7/8	2.71
438-532SR	6X4	3- 1/2	2- 1/32	2.60

**Reducer (T.T.) Bushing**

Mipt x Fipt



Part Number	Size	L	N	Approx. Wt. (Lbs.)
439-052	3/8X1/4	13/16	1/4	.01
439-071	1/2X1/8	27/32	13/32	.01
439-072	1/2X1/4	29/32	3/8	.01
439-073	1/2X3/8	15/16	3/8	.01
439-098	3/4X1/4	1- 1/32	15/32	.03
439-099	3/4X3/8	1- 1/32	7/16	.03
439-101	3/4X1/2	15/16	3/16	.01
439-128	1X1/4	1- 1/8	17/32	.04
439-130	1X1/2	1- 1/16	5/16	.04
439-131	1X3/4	1- 1/8	13/32	.03
439-166	1-1/4X1/2	1- 5/16	9/16	.08
439-167	1-1/4X3/4	1- 9/32	9/16	.08
439-168	1-1/4X1	1- 3/16	9/32	.06
439-209	1-1/2X1/2	1-11/32	19/32	.11
439-210	1-1/2X3/4	1-11/32	19/32	.11
439-211	1-1/2X1	1-11/32	7/16	.10

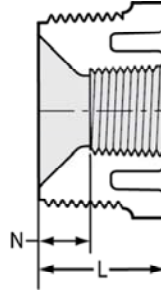
Schedule 40 Fittings Technical  
**Schedule 40 Fittings Dimensions & Information**



**Reducer (T.T.) Bushing**

Mipt x Fipt

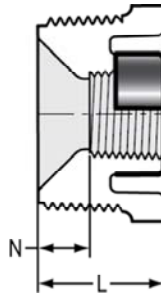
(Continued)



Part Number	Size	L	N	Approx. Wt. (Lbs.)
439-212	1-1/2X1-1/4	1-11/32	13/32	.06
439-247	2X1/2	1- 3/8	21/32	.16
439-248	2X3/4	1- 3/8	5/8	.16
439-249	2X1	1- 3/8	15/32	.16
439-250	2X1-1/4	1- 3/8	7/16	.15
439-251	2X1-1/2	1- 3/8	13/32	.12
439-292	2-1/2X2	1-29/32	7/8	.21
439-337	3X1-1/2	1-15/16	29/32	.49
439-338	3X2	1-15/16	15/16	.44
439-339	3X2-1/2	1-15/16	5/8	.37
439-420	4X2	2- 1/8	1- 1/8	.82
439-422	4X3	2- 1/8	1/2	.71

**Reducer Bushing - Special Reinforced Flush Style**

Mipt X SR Fipt - Stainless Steel Collar

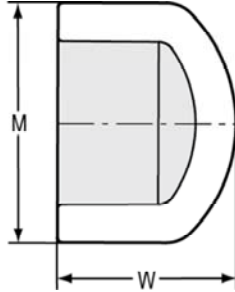


Part Number	Size	L	N	Approx. Wt. (Lbs.)
439-209SR	1-1/2X1/2	1-11/32	19/32	.12
439-210SR	1-1/2X3/4	1-11/32	19/32	.12
439-247SR	2X1/2	1-3/8	21/32	.17
439-248SR	2X3/4	1- 3/8	5/8	.18
439-249SR	2X1	1- 3/8	15/32	.19
439-420SR	4X2	2- 1/8	1- 1/8	.86



Schedule 40 Fittings Technical  
**Schedule 40 Fittings Dimensions & Information**

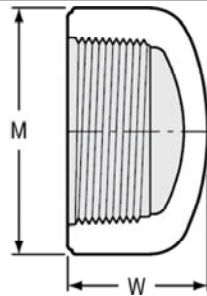
**Cap**  
 Socket



Part Number	Size	M	W	Approx. Wt. (Lbs.)
447-003	3/8	7/8	1	.01
447-005	1/2	1- 3/32	1- 1/16	.02
447-007	3/4	1- 5/16	1-9/32	.03
447-010	1	1-19/32	1-5/8	.06
447-012	1-1/4	1-31/32	1- 3/4	.09
447-015	1-1/2	2- 1/4	1-29/32	.11
447-020	2	2-23/32	2- 1/32	.17
447-025	2-1/2	3- 5/16	2- 9/16	.32
447-030	3	4	2-29/32	.49
447-040	4	5-1/32	3-13/32	.77
447-045F*	4-1/2	5- 7/16	3- 5/8	.88
447-050	5	6- 1/8	4-11/16	1.42
447-060	6	7- 1/4	5- 13/32	2.22
447-080	8	9-3/8	6-3/4	4.59
447-100F*	10	11-13/16	5- 1/4	5.70
447-120F*	12	13- 7/8	6- 7/8	8.09
447-140F*	14	15	7- 3/8	10.21
447-160F*	16	17- 1/16	9	14.03
447-180F*	18	19- 1/8	9	18.92
447-200F*	20	21- 3/16	12- 1/4	29.85
447-240F*	24	25- 5/16	14- 1/8	41.68

\* Fabricated

**Cap**  
 Flt



Part Number	Size	M	W	Approx. Wt. (Lbs.)
448-003	3/8	15/16	25/32	.01
448-005	1/2	1- 1/8	1- 1/32	.02
448-007	3/4	1-11/32	1- 1/16	.03
448-010	1	1- 5/8	1- 5/16	.05
448-012	1-1/4	2- 1/16	1-7/16	.09
448-015	1-1/2	2-9/32	1-9/16	.11
448-020	2	2- 3/4	1-23/32	.16
448-025	2-1/2	3- 9/32	2- 5/16	.34

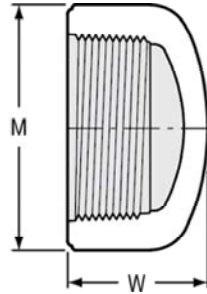
Schedule 40 Fittings Technical  
**Schedule 40 Fittings Dimensions & Information**



**Cap**

Fipt

(Continued)

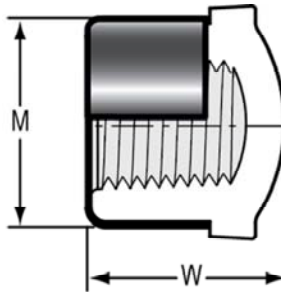


Part Number	Size	M	W	Approx. Wt. (Lbs.)
448-030	3	4	2-13/32	.50
448-040	4	5- 5/32	2-13/16	.81
448-050	5	6-11/32	3- 3/32	1.51
448-060	6	7- 5/16	3- 5/32	1.64
448-080F*	8	9- 3/8	4- 3/8	3.30
448-100F*	10	11- 5/8	5- 3/4	5.39
448-120F*	12	13-13/16	6- 3/16	12.00

\* Fabricated

**Cap - Special Reinforced**

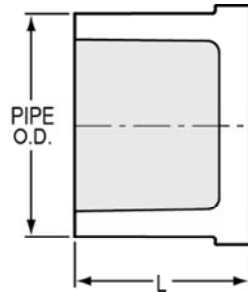
SR Fipt - Stainless Steel Collar



Part Number	Size	M	W	Approx. Wt. (Lbs.)
448-012SR	1-1/4	2- 1/16	1- 3/8	.12

**Plug**

Spigot



Part Number	Size	L	Approx. Wt. (Lbs.)
449-003	3/8	31/32	.01
449-005	1/2	7/8	.01
449-007	3/4	1- 1/8	.02
449-010	1	1- 3/8	.04
449-012	1-1/4	1-17/32	.08
449-015	1-1/2	1- 5/8	.10
449-020	2	1- 3/4	.16
449-025	2-1/2	2- 3/8	.34
449-030	3	2- 3/32	.38



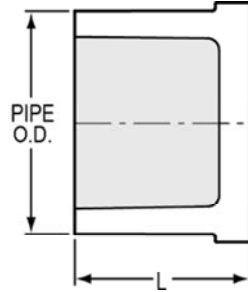


Schedule 40 Fittings Technical  
**Schedule 40 Fittings Dimensions & Information**

**Plug**

Spigot

(Continued)



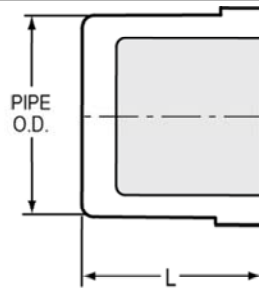
Part Number	Size	L	Approx. Wt. (Lbs.)
449-040	4	2- 5/8	.76
449-060	6	3- 1/2	1.74
449-060F <sup>4*</sup>	6	9- 1/2	4.85
449-080F <sup>4*</sup>	8	10-15/16	8.83
449-100F <sup>4*</sup>	10	11- 1/4	11.98
449-120F <sup>4*</sup>	12	13- 7/8	18.15
449-140F <sup>4*</sup>	14	15- 3/8	23.71
449-160F <sup>4*</sup>	16	17- 1/2	32.07
449-180F <sup>4*</sup>	18	19	44.05
449-200F <sup>4*</sup>	20	23- 1/4	68.13
449-240F <sup>4*</sup>	24	27- 1/8	105.12

<sup>4</sup> Plug fabricated using Cap and pipe spigot.

\* Fabricated

**Plug - Counter Sunk**

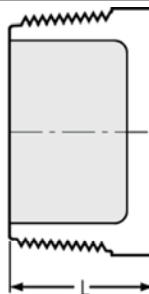
Spigot



Part Number	Size	L	Approx. Wt. (Lbs.)
449-007CS	3/4	1- 1/4	.03
449-010CS	1	1- 5/32	.05

**Plug**

Mipt



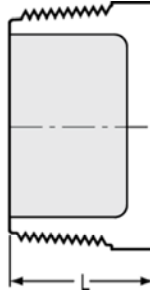
Part Number	Size	L	Approx. Wt. (Lbs.)
450-003	3/8	25/32	.01
450-005	1/2	13/16	.01
450-007	3/4	7/8	.02

**Schedule 40 Fittings Technical**  
**Schedule 40 Fittings Dimensions & Information**



**Plug**

Mipt



(Continued)

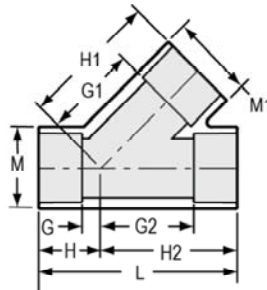
Part Number	Size	L	Approx. Wt. (Lbs.)
450-010	1	1- 1/16	.04
450-012	1-1/4	1- 9/32	.06
450-015	1-1/2	1-11/32	.09
450-020	2	1- 3/8	.14
450-025	2-1/2	1-31/32	.26
450-030	3	1- 7/8	.38
450-040	4	2- 1/8	.72
450-060	6	2- 1/16	1.70
450-080	8	2-3/8	3.25
450-080F <sup>4*</sup>	8	9	9.29
450-100F <sup>4*</sup>	10	8- 1/2	12.68
450-120F <sup>4*</sup>	12	10- 7/8	19.68

<sup>4</sup> Plug fabricated using Cap and threaded pipe.  
<sup>\*</sup> Fabricated

**Wye**

Socket x Socket x Socket

1/2" - 2" - 235 psi Maximum Internal Pressure Rating @ 73°F (23°C)  
 2-1/2" - 6" - 150 psi Maximum Internal Pressure Rating @ 73°F (23°C)  
 8" - Larger & All Fabricated Sizes- 100 psi Maximum Internal Pressure Rating @ 73°F (23°C)



Part Number	Size	G	G1	G2	H	H1	H2	L	M	M1	Approx. Wt. (Lbs.)
475-005	1/2	1/4	1- 3/16	1- 3/16	1- 1/8	2- 1/16	2- 1/16	3- 3/16	1- 5/32	1- 5/32	.12
475-007	3/4	5/16	1- 3/8	1- 3/8	1- 5/16	2- 3/8	2- 3/8	3-23/32	1- 3/8	1- 3/8	.18
475-010	1	7/16	1- 7/8	1- 7/8	1- 1/2	2-29/32	2-29/32	4-13/32	1- 5/8	1- 5/8	.22
475-012	1-1/4	3/8	2- 1/4	2- 1/4	1- 5/8	3- 1/2	3- 1/2	5- 1/8	2- 1/16	2- 1/16	.50
475-015	1-1/2	9/16	2-19/32	2-19/32	1- 7/8	3-29/32	3-29/32	5-25/32	2- 7/32	2- 7/32	.46
475-020	2	7/16	3- 5/16	3- 5/16	1-31/32	4-11/16	4-11/16	6- 5/8	2-23/32	2-23/32	.69
475-025	2-1/2	11/16	4- 5/32	4- 3/32	2- 7/16	5-29/32	5-27/32	8- 9/32	3-11/32	3-11/32	1.39
475-030	3	7/8	4- 7/8	4-25/32	2- 3/4	6- 3/4	6-21/32	9-13/32	4	4	2.00
475-040	4	1- 1/4	5- 7/8	5- 7/8	3- 9/32	7-29/32	7- 7/8	11- 5/16	5- 1/32	5- 1/32	3.39
475-050F <sup>2*</sup>	5	3- 3/4	9- 3/8	9- 3/8	6- 3/4	12- 3/8	12- 3/8	19- 1/8	6- 1/16	6- 1/16	9.82
475-060	6	1- 5/32	8-25/32	8- 3/16	4- 3/16	11-25/32	11- 3/16	15- 3/8	7- 9/16	7- 9/16	12.00
475-080	8	1-15/16	11-11/32	11-11/32	5-31/32	15-11/32	15-11/32	21- 5/16	9- 3/4	9- 3/4	25.22
475-100	10	2-13/32	14	14	7-13/32	19	19	26-13/32	11-19/32	11-19/32	26.77
475-100F <sup>2*</sup>	10	6- 9/16	17- 1/4	17- 1/4	11-13/16	22- 1/2	22- 1/2	34- 5/16	11- 1/2	11- 1/2	44.00
475-120	12	2-11/16	16- 1/8	16- 7/32	8- 3/4	22- 7/32	22- 9/32	31- 1/32	13-21/32	13-21/32	42.68
475-120F <sup>2*</sup>	12	7- 5/16	20- 1/16	20- 1/16	13- 9/16	26- 5/16	26- 5/16	39- 7/8	13- 9/16	13- 9/16	64.53
475-140F <sup>2*</sup>	14	7- 3/16	21- 3/16	21- 3/16	14- 3/16	28- 3/16	28- 3/16	42- 3/8	14- 7/8	14- 7/8	90.24



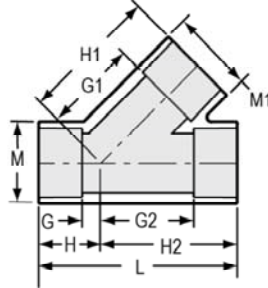
Schedule 40 Fittings Technical  
**Schedule 40 Fittings Dimensions & Information**

**Wye**

(Continued)

Socket x Socket

1/2" - 2" - 235 psi Maximum Internal Pressure Rating @ 73°F (23°C)  
 2-1/2" - 6" - 150 psi Maximum Internal Pressure Rating @ 73°F (23°C)  
 8" - Larger & All Fabricated Sizes- 100 psi Maximum Internal Pressure Rating @ 73°F (23°C)



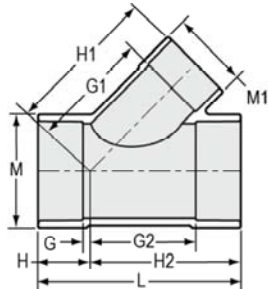
Part Number	Size	G	G1	G2	H	H1	H2	L	M	M1	Approx. Wt. (Lbs.)
475-160F <sup>2*</sup>	16	8- 3/4	24- 3/4	24- 3/4	16- 3/4	32- 3/4	32- 3/4	49- 1/2	17	17	122.99
475-180F <sup>2*</sup>	18	9- 7/16	27- 7/16	27- 7/16	18- 7/16	36- 7/16	36- 7/16	54- 7/8	19- 1/8	19- 1/8	151.20
475-200F <sup>2*</sup>	20	11- 7/16	30- 5/16	30- 5/16	21- 7/16	40- 5/16	40- 5/16	61- 3/4	21- 3/16	21- 3/16	196.91
475-240F <sup>2*</sup>	24	11	35	35	23	47	47	70	25- 3/8	25- 3/8	327.00

<sup>2</sup> Fiberglass reinforced.  
 \* Fabricated

**Wye - Reducing**

Socket x Socket

1/2" - 2" - 235 psi Maximum Internal Pressure Rating @ 73°F (23°C)  
 2-1/2" - 6" - 150 psi Maximum Internal Pressure Rating @ 73°F (23°C)  
 8" - Larger & All Fabricated Sizes - 100 psi Maximum Internal Pressure Rating @ 73°F (23°C)



Part Number	Size	G	G1	G2	H	H1	H2	L	M	M1	Approx. Wt. (Lbs.)
475-101 <sup>1</sup>	3/4X1/2	5/16	2- 5/32	1- 3/8	1- 5/16	2-15/16	2- 3/8	3-11/16	1- 3/8	1- 3/8	.20
475-131 <sup>1</sup>	1X3/4	11/32	2	1- 3/4	1-15/32	3- 9/32	2- 7/8	4-11/32	1-23/32	1-23/32	.26
475-167 <sup>1</sup>	1-1/4X3/4	3/8	2- 3/4	2- 1/4	1- 5/8	3- 3/4	3- 1/2	5- 1/8	2- 1/16	2- 1/16	.59
475-168 <sup>1</sup>	1-1/4X1	3/8	2- 5/8	2- 1/4	1- 5/8	3- 3/4	3- 1/2	5- 1/8	2- 1/16	2- 1/16	.56
475-210 <sup>1</sup>	1-1/2X3/4	1/2	3- 1/2	2- 9/16	1- 7/8	4- 1/2	3-15/16	5-13/16	2-11/32	2-11/32	.58
475-211 <sup>1</sup>	1-1/2X1	1/2	3	2- 9/16	1- 7/8	4- 5/32	3-15/16	5-13/16	2-11/32	2-11/32	.58
475-212 <sup>1</sup>	1-1/2X1-1/4	1/2	3- 1/4	2- 9/16	1- 7/8	4- 1/2	3-15/16	5-13/16	2-11/32	2-11/32	.52
475-248 <sup>1</sup>	2X3/4	5/8	4- 1/4	3- 1/4	2- 1/8	5- 1/8	4- 3/4	6- 7/8	2- 7/8	2- 7/8	.85
475-249 <sup>1</sup>	2X1	15/32	4- 3/32	3-11/32	2	5- 1/8	4- 7/8	6- 7/8	2- 7/8	2- 7/8	.86
475-251 <sup>1</sup>	2X1-1/2	19/32	3- 7/16	3- 7/32	2- 1/8	4- 7/8	4- 3/4	6- 7/8	2- 7/8	2- 7/8	.82
475-292 <sup>1</sup>	2-1/2X2	1	5- 9/16	4- 1/2	3	6-15/16	6- 1/2	9- 9/16	4- 3/16	4- 3/16	3.22
475-335 <sup>1</sup>	3X1	11/16	5- 7/8	4- 7/32	2- 9/16	6-15/16	6- 1/8	8-23/32	4- 3/16	4- 3/16	2.49
475-336 <sup>1</sup>	3X1-1/4	7/8	5- 3/4	4- 1/8	2- 3/4	7	6	8- 3/4	4- 3/16	4- 3/16	2.49
475-337 <sup>1</sup>	3X1-1/2	1- 1/16	5-19/32	4-19/32	2-15/16	6-29/32	6-15/32	9-13/32	4	4	2.48
475-338 <sup>1</sup>	3X2	3/4	5- 9/16	4- 1/4	2- 5/8	6-15/16	6- 1/8	8- 3/4	4- 3/16	4- 3/16	2.47
475-339 <sup>1</sup>	3X2-1/2	7/8	4- 1/8	4-21/32	2- 3/4	6- 3/4	6	8- 3/4	4- 3/16	4- 3/16	2.37
475-420	4X2	1/8	4-13/16	4- 5/16	1- 7/8	6- 3/16	6- 5/16	8- 3/16	5- 1/32	2-23/32	1.98
475-422 <sup>1</sup>	4X3	5/8	5- 5/16	5- 1/8	2- 5/8	7- 7/32	7- 1/8	9- 3/4	5- 1/32	4	2.66
475-528 <sup>1</sup>	6X2	1/16	8- 5/8	6- 5/8	3	10	6-11/16	12-11/16	7- 9/16	4- 3/4	9.70
475-530 <sup>1</sup>	6X3	1/32	8- 1/4	6-21/32	3- 1/32	10- 1/4	9-21/32	12-11/16	7- 9/16	5- 7/16	9.62
475-532	6X4	31/32	6- 9/16	5-11/16	3-15/16	8-27/32	8-23/32	12-21/32	7- 9/16	5- 7/16	8.84
475-578F <sup>2*</sup>	8X2	9/16	9- 3/4	9- 3/16	4-13/16	11- 1/2	13- 7/16	18- 1/4	9- 1/4	2-11/16	11.90
475-580F <sup>2*</sup>	8X3	1- 5/16	10- 7/8	9-15/16	5- 9/16	13- 1/8	14- 3/16	19- 3/4	9- 1/4	3-15/16	14.31

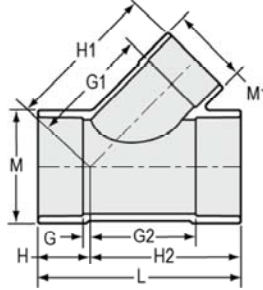
Schedule 40 Fittings Technical  
**Schedule 40 Fittings Dimensions & Information**



**Wye - Reducing**

Socket x Socket x Socket

1/2" - 2" - 235 psi Maximum Internal Pressure Rating @ 73°F (23°C)  
 2-1/2" - 6" - 150 psi Maximum Internal Pressure Rating @ 73°F (23°C)  
 8" - Larger & All Fabricated Sizes - 100 psi Maximum Internal Pressure Rating @ 73°F (23°C)



(Continued)

Part Number	Size	G	G1	G2	H	H1	H2	L	M	M1	Approx. Wt. (Lbs.)
475-582	8X4	11/16	9-1/8	8-3/16	3-5/16	11-3/8	12-3/16	15-1/2	9-23/32	5-1/4	14.81
475-582F <sup>2*</sup>	8X4	2- 1/16	11- 7/8	10-11/16	6- 5/16	14- 1/8	14-15/16	21- 1/4	9- 1/4	5	16.31
475-585F <sup>2*</sup>	8X6	3- 1/2	12-13/16	12- 1/8	7- 3/4	16- 1/16	16- 3/8	24- 1/8	9- 1/4	7- 3/16	21.03
475-621F <sup>2*</sup>	10X2	1/2	11- 3/16	10- 1/4	4- 3/4	12-15/16	15- 1/2	20- 1/4	11- 1/2	2-11/16	17.95
475-623F <sup>2*</sup>	10X3	1/2	12- 5/16	11- 1/4	5- 3/4	14- 9/16	16- 1/2	22- 1/4	11- 1/2	3-15/16	20.25
475-624F <sup>2*</sup>	10X4	1- 7/16	13- 5/16	12- 3/16	6-11/16	15- 9/16	17- 7/16	24- 1/8	11- 1/2	5	22.99
475-626	10X6	-3/16	12	11	4-13/16	15	16	20- 25/32	12- 1/16	7-21/32	28.18
475-626F <sup>2*</sup>	10X6	3- 1/2	14- 1/4	14- 1/4	8- 3/4	17- 1/2	19- 1/2	28- 1/4	11- 1/2	7- 3/16	21.14
475-628	10X8	1-7/8	12-5/8	11-15/16	6-15/16	16-5/8	16-15/16	23-13/16	12- 1/32	9-3/4	34.14
475-628F <sup>2*</sup>	10X8	5- 1/8	15-11/16	15- 7/8	10- 3/8	19-15/16	21- 1/8	31- 1/2	11- 1/2	9- 1/4	34.14
475-661F <sup>2*</sup>	12X2	1- 1/8	12- 9/16	11- 5/8	5- 1/8	14- 5/16	17- 7/8	23	13- 9/16	2-11/16	25.41
475-663F <sup>2*</sup>	12X3	3/8	13-11/16	12- 3/8	5- 7/8	15-15/16	18- 5/8	24- 1/2	13- 9/16	3-15/16	28.74
475-664F <sup>2*</sup>	12X4	3/8	14-11/16	13- 1/8	6- 5/8	16-15/16	19- 3/8	26	13- 9/16	5	32.24
475-666F <sup>2*</sup>	12X6	2- 3/8	15- 5/8	15- 1/8	8- 5/8	18- 7/8	21- 3/8	30	13- 9/16	7- 3/16	38.41
475-668F <sup>2*</sup>	12X8	3- 7/8	17- 1/16	16- 5/8	10- 1/8	21- 5/16	22- 7/8	33	13- 9/16	9- 1/4	45.53
475-670F <sup>2*</sup>	12X10	5- 3/8	18- 1/8	18- 1/8	11- 5/8	23- 3/8	24- 3/8	36	13- 9/16	11- 1/2	55.50
475-691F <sup>2*</sup>	14X2	2	13- 7/16	12	5	15- 3/16	19	24	14- 7/8	2-11/16	29.36
475-693F <sup>2*</sup>	14X3	3/4	14- 9/16	13- 1/4	6- 1/4	16-13/16	20- 1/4	26- 1/2	14- 7/8	3-15/16	33.06
475-694F <sup>2*</sup>	14X4	0	15- 9/16	14	7	17-13/16	21	28	14- 7/8	5	37.44
475-696F <sup>2*</sup>	14X6	1- 1/2	16- 1/2	15- 1/2	8- 1/2	19- 3/4	22- 1/2	31	14- 7/8	7- 3/16	45.39
475-698F <sup>2*</sup>	14X8	3	17-15/16	17	10	22- 3/16	24	34	14- 7/8	9- 1/8	52.01
475-700F <sup>2*</sup>	14X10	4- 1/2	19	18- 1/2	11- 1/2	24- 1/4	25- 1/2	37	14- 7/8	11- 1/2	64.61
475-702F <sup>2*</sup>	14X12	7	20-15/16	21	14	27- 3/16	28	42	14- 7/8	13- 9/16	74.55
475-751F <sup>2*</sup>	16X2	2	14- 3/4	14	6	16- 1/2	22	28	17	2-11/16	46.49
475-753F <sup>2*</sup>	16X3	1- 1/8	15- 7/8	14- 7/8	6- 7/8	18- 1/8	22- 7/8	29- 3/4	17	3-15/16	48.45
475-754F <sup>2*</sup>	16X4	1/2	16- 7/8	15- 1/2	7- 1/2	19- 1/8	23- 1/2	31	17	5	53.59
475-756F <sup>2*</sup>	16X6	1- 7/8	17-13/16	17- 7/8	9- 7/8	21- 1/16	25- 7/8	35- 3/4	17	7- 3/16	63.81
475-758F <sup>2*</sup>	16X8	2- 1/2	19- 1/4	18- 1/2	10- 1/2	23- 1/2	26- 1/2	37	17	9- 1/4	68.83
475-760F <sup>2*</sup>	16X10	4	20- 5/16	20	12	25- 9/16	28	40	17	11- 1/2	80.02
475-762F <sup>2*</sup>	16X12	5- 1/2	22- 1/4	21- 1/2	13- 1/2	28- 1/2	29- 1/2	43	17	13- 9/16	89.53
475-764F <sup>2*</sup>	16X14	6- 3/8	22- 1/2	22- 3/8	14- 3/8	29- 1/2	30- 3/8	44- 3/4	17	14- 7/8	100.41
475-786F <sup>2*</sup>	18X6	7/8	19- 1/8	18- 7/8	9- 7/8	22- 3/8	27- 7/8	37- 3/4	19- 1/8	7- 3/16	81.78
475-788F <sup>2*</sup>	18X8	2- 3/8	20- 9/16	20- 3/8	11- 3/8	24-13/16	29- 3/8	40- 3/4	19- 1/8	9- 1/4	92.20
475-790F <sup>2*</sup>	18X10	3- 3/8	21- 5/8	21- 3/8	12- 3/8	26- 7/8	30- 3/8	42- 3/4	19- 1/8	11- 1/2	102.13
475-792F <sup>2*</sup>	18X12	4- 7/8	23- 9/16	22- 7/8	13- 7/8	29-13/16	31- 7/8	45- 3/4	19- 1/8	13- 9/16	112.77
475-794F <sup>2*</sup>	18X14	5- 3/8	23-13/16	23- 3/8	14- 3/8	30-13/16	32- 3/8	46- 3/4	19- 1/8	14- 7/8	122.40
475-796F <sup>2*</sup>	18X16	7- 7/8	26- 1/16	25- 7/8	16- 7/8	34- 1/16	34- 7/8	51- 3/4	19- 1/8	17	118.75
475-816F <sup>2*</sup>	20X6	1/8	20- 1/2	19- 7/8	9- 7/8	23- 3/4	29- 7/8	39- 3/4	21- 3/16	7- 3/16	101.51
475-818F <sup>2*</sup>	20X8	1- 3/8	21-15/16	21- 3/8	11- 3/8	26- 3/16	31- 3/8	42- 3/4	21- 3/16	9- 1/4	109.36
475-820F <sup>2*</sup>	20X10	2- 3/8	23	22- 3/8	12- 3/8	28- 1/4	32- 3/8	44- 3/4	21- 3/16	11- 1/2	120.52



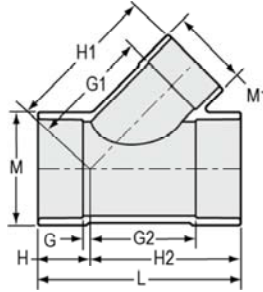
Schedule 40 Fittings Technical  
**Schedule 40 Fittings Dimensions & Information**

**Wye - Reducing**

(Continued)

Socket x Socket x Socket

1/2" - 2" - 235 psi Maximum Internal Pressure Rating @ 73°F (23°C)  
 2-1/2" - 6" - 150 psi Maximum Internal Pressure Rating @ 73°F (23°C)  
 8" - Larger & All Fabricated Sizes - 100 psi Maximum Internal Pressure Rating @ 73°F (23°C)



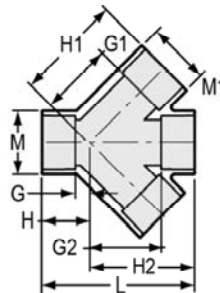
Part Number	Size	G	G1	G2	H	H1	H2	L	M	M1	Approx. Wt. (Lbs.)
475-822F <sup>2*</sup>	20X12	4-3/8	24-15/16	24-3/8	14-3/8	31-3/16	34-3/8	48-3/4	21-3/16	13-9/16	133.54
475-824F <sup>2*</sup>	20X14	4-7/8	25-3/16	24-7/8	14-7/8	32-3/16	34-7/8	49-3/4	21-3/16	14-7/8	147.64
475-826F <sup>2*</sup>	20X16	6-3/8	27-7/16	26-3/8	16-3/8	35-7/16	36-3/8	52-3/4	21-3/16	17	139.96
475-828F <sup>2*</sup>	20X18	7-7/8	28-13/16	27-7/8	17-7/8	37-13/16	37-7/8	55-3/4	21-3/16	19-1/8	166.25
475-906F <sup>2*</sup>	24X6	1-1/4	23-3/16	22-3/4	10-3/4	26-7/16	34-3/4	45-1/2	25-3/8	7-3/16	149.00
475-908F <sup>2*</sup>	24X8	1/4	24-5/8	24-1/4	12-1/4	28-7/8	36-1/4	48-1/2	25-3/8	9-1/4	165.00
475-910F <sup>2*</sup>	24X10	1-3/8	25-11/16	25-3/8	13-3/8	30-15/16	37-3/8	50-3/4	25-3/8	11-1/2	155.87
475-912F <sup>2*</sup>	24X12	3-1/4	27-5/8	27-1/4	15-1/4	33-7/8	39-1/4	54-1/2	25-3/8	13-9/16	195.15
475-914F <sup>2*</sup>	24X14	4	27-7/8	28	16	34-7/8	40	56	25-3/8	14-7/8	180.61
475-916F <sup>2*</sup>	24X16	6-3/8	30-1/8	30-3/8	18-3/8	38-1/8	42-3/8	60-3/4	25-3/8	17	235.63
475-918F <sup>2*</sup>	24X18	7-7/8	31-1/2	31-7/8	19-7/8	40-1/2	43-7/8	63-3/4	25-3/8	19-1/8	224.54
475-920F <sup>2*</sup>	24X20	9-1/8	33	33-1/8	21-1/8	43	45-1/8	66-1/4	25-3/8	21-3/16	256.44

<sup>1</sup> Sized with Bushing  
<sup>2</sup> Fiberglass reinforced.  
 \* Fabricated

**Double Wye**

Socket x Socket x Socket x Socket

100 psi Maximum Internal Pressure Rating @ 73°F (23°C)



Part Number	Size	G	G1	G2	H	H1	H2	L	M	M1	Approx. Wt. (Lbs.)
476-020F <sup>2*</sup>	2	3-5/16	5-11/16	5-11/16	4-11/16	7-1/16	7-1/16	11-3/4	2-3/4	2-3/4	3.52
476-030F <sup>2*</sup>	3	4-7/8	8-3/8	8-3/8	6-3/4	10-1/4	10-1/4	17	4	4	7.85
476-040F <sup>2*</sup>	4	4-5/8	9-1/8	9-1/8	6-7/8	11-11/16	11-3/8	18-1/4	5	5	9.69
476-060F <sup>2*</sup>	6	4-7/8	11-1/2	11-1/2	8-1/8	14-3/4	14-3/4	22-7/8	7-3/16	7-3/16	22.11
476-080F <sup>2*</sup>	8	5-5/8	14-5/16	14-5/16	9-7/8	18-9/16	18-9/16	28-7/16	9-1/4	9-1/4	36.46
476-100F <sup>2*</sup>	10	6-9/16	17-1/4	17-1/4	11-13/16	22-1/2	22-1/2	34-5/16	11-1/2	11-1/2	57.97
476-120F <sup>2*</sup>	12	7-5/16	20-1/16	20-1/16	13-9/16	26-5/16	26-5/16	39-7/8	13-9/16	13-9/16	85.55
476-140F <sup>2*</sup>	14	7-3/16	21-3/16	21-3/16	14-3/16	28-3/16	28-3/16	42-3/8	14-7/8	14-7/8	110.04

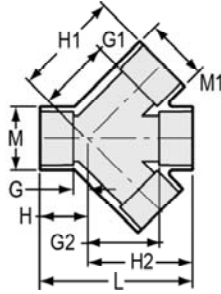
<sup>2</sup> Fiberglass reinforced.  
 \* Fabricated



### Double Wye - Reducing

Socket x Socket x Socket x Socket

Size 3" is 150 psi, all Fabricated Sizes- 100 psi  
Maximum Internal Pressure Rating @ 73°F (23°C)



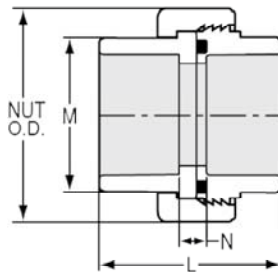
Part Number	Size	G	G1	G2	H	H1	H2	L	M	M1	Approx. Wt. (Lbs.)
476-338	3X2	3/16	4- 1/4	4	2-1/16	5- 3/4	5-7/8	7-15/16	4- 3/16	2- 7/8	2.27
476-528F <sup>2</sup>	6X2	7/8	8- 7/16	7- 1/2	4- 1/8	10- 3/16	10- 3/4	14- 7/8	7- 3/16	2-11/16	8.06
476-530F <sup>2</sup>	6X3	1-13/16	9- 9/16	8- 7/16	5- 1/16	11-13/16	11-11/16	16- 3/4	7- 3/16	3-15/16	10.28
476-532F <sup>2</sup>	6X4	2- 9/16	10- 9/16	9- 3/16	5-13/16	12-13/16	12- 7/16	18- 1/4	7- 3/16	5	13.01
476-578F <sup>2</sup>	8X2	9/16	9- 3/4	9- 3/16	4-13/16	11- 1/2	13- 7/16	18- 1/4	9- 1/4	2-11/16	12.48
476-580F <sup>2</sup>	8X3	1- 5/16	10- 7/8	9-15/16	5- 9/16	13- 1/8	14- 3/16	19- 3/4	9- 1/4	3-15/16	15.79
476-582F <sup>2</sup>	8X4	2- 1/16	11- 7/8	10-11/16	6- 5/16	14- 1/8	14-15/16	21- 1/4	9- 1/4	5	18.50
476-585F <sup>2</sup>	8X6	3- 1/2	12-13/16	12- 1/8	7- 3/4	16- 1/16	16- 3/8	24- 1/8	9- 1/4	7- 3/16	24.77
476-621F <sup>2</sup>	10X2	1/2	11- 3/16	10- 1/4	4- 3/4	12-15/16	15- 1/2	20- 1/4	11- 1/2	2-11/16	14.59
476-623F <sup>2</sup>	10X3	1/2	12- 5/16	11- 1/4	5- 3/4	14- 9/16	16- 1/2	22- 1/4	11- 1/2	3-15/16	16.35
476-624F <sup>2</sup>	10X4	1- 7/16	13- 5/16	12- 3/16	6-11/16	15- 9/16	17- 7/16	24- 1/8	11- 1/2	5	26.45
476-626F <sup>2</sup>	10X6	3- 1/2	14- 1/4	14- 1/4	8- 3/4	17- 1/2	19- 1/2	28- 1/4	11- 1/2	7- 3/16	33.48
476-628F <sup>2</sup>	10X8	5- 1/8	15-11/16	15- 7/8	10- 3/8	19-15/16	21- 1/8	31- 1/2	11- 1/2	9- 1/4	42.77
476-661F <sup>2</sup>	12X2	1- 1/8	12- 9/16	11- 5/8	5- 1/8	14- 5/16	17- 7/8	23	13- 9/16	2-11/16	20.67
476-663F <sup>2</sup>	12X3	3/8	13-11/16	12- 3/8	5- 7/8	15-15/16	18- 5/8	24- 1/2	13- 9/16	3-15/16	23.46
476-664F <sup>2</sup>	12X4	3/8	14-11/16	13- 1/8	6- 5/8	16-15/16	19- 3/8	26	13- 9/16	5	33.25
476-666F <sup>2</sup>	12X6	2- 3/8	15- 5/8	15- 1/8	8- 5/8	18- 7/8	21- 3/8	30	13- 9/16	7- 3/16	42.55
476-668F <sup>2</sup>	12X8	3- 7/8	17- 1/16	16- 5/8	10- 1/8	21- 5/16	22- 7/8	33	13- 9/16	9- 1/4	54.71
476-670F <sup>2</sup>	12X10	5- 3/8	18- 1/8	18- 1/8	11- 5/8	23- 3/8	24- 3/8	36	13- 9/16	11- 1/2	67.88
476-756F <sup>*</sup>	16X6	1-7/8	17-13/16	17-7/8	9-7/8	21-1/16	25-7/8	35-3/4	17	7-3/16	64.27
476-786F <sup>*</sup>	18X6	7/8	19-1/8	18-7/8	9-7/8	22-3/8	27-7/8	37-3/4	19-1/8	7-3/16	91.45

<sup>2</sup> Fiberglass reinforced.  
<sup>\*</sup> Fabricated

### Union - Socket/Buna

Socket x Socket with Buna-N O-ring Seal

Dimensions Also Applicable to  
497-XXX EPDM O-Ring Seals



Pressure Rating  
150 psi @ 73°F

Part Number	Size	L	M	N	NUT O.D.	Approx. Wt. (Lbs.)
457-005	1/2	1-27/32	1- 3/32	11/32	1-23/32	.08
457-007	3/4	2- 3/16	1- 5/16	11/32	1-31/32	.11
457-010	1	2- 7/16	1- 5/8	11/32	2- 3/8	.17
457-012	1-1/4	2-29/32	1-31/32	13/32	2-11/16	.24
457-015	1-1/2	3- 1/32	2- 1/4	3/8	3- 3/32	.32
457-020	2	3- 9/32	2-23/32	17/32	3- 5/8	.49
457-025	2-1/2	4- 1/16	3-11/32	9/16	4- 3/8	.87