



### LCP Rack CW HD

The LCP Rack CW HD (Cold Water/High Density) can provide up to 60kW of cooling output onto components housed inside adjacent enclosures and racks. Hot air is drawn from the rear of the servers into the side of the LCP by high-efficiency fans. Cooling the air via an air-to-water heat exchanger, the unit then blasts cold air back to the front of the servers where operating temperatures are reduced and the cycle continues. The capacity of each unit is scalable from 40kW to 60kW simply by adding fans — 40kW equals four fans with 60kW achieved with six fans. An added benefit of the new technology records increased energy savings when fans are added.

Servers are cooled independently from ambient air within the data center so cooling can be adapted to the needs of individual servers or enclosures in a modular fashion. Up to six fan modules may be installed in this configuration to adapt the cooling capacity to a unit's precise requirements — providing for more efficient cooling and energy use. Operating fans above the data center's dew point increases energy savings while eliminating condensation. The increased capacity is available within the same footprint as existing models — you can get 60kW cooling from a unit that's still just 12-inches wide. That's double the cooling from the same floor space — or you can reduce the number of units to free up floor space for additional hardware.

Not only are Rittal's next generation LCP units scalable by adding fans to the system, the high-efficiency fans have been moved to the front of the units — on the cool side away from the heat generated by components — which will extend the life of the fans themselves. This unique design and ability to use the same floor space is exclusive to Rittal — making the price per unit even more competitive.

### The Rittal Advantage:

|                            |   |
|----------------------------|---|
| High Performance Cooling   | <ul style="list-style-type: none"> <li>• Up to 60kW using 59°F water</li> <li>• Operation above dew point increases energy efficiency and eliminates condensation</li> <li>• Increased use of “free” cooling</li> </ul>   |
| High-efficiency Monitoring | <ul style="list-style-type: none"> <li>• Server-friendly temperature monitoring</li> <li>• Communication via SNMP over Ethernet</li> <li>• Touch screen available</li> </ul>  |
| High-tech Fans             | <ul style="list-style-type: none"> <li>• EC fans inside cold area</li> <li>• Economy and Facility modes boost energy efficiency</li> <li>• Cooling capacity varies with number of fans</li> <li>• Box-type, plug-in fans can provide N+1 redundancy</li> </ul>  |
| Installation-friendly      | <ul style="list-style-type: none"> <li>• 12-inch wide footprint</li> <li>• Mechanical connections available from top or bottom</li> <li>• Top or bottom feed water connections</li> <li>• Low weight for low load on raised floor</li> <li>• Free access to 19-inch equipment</li> <li>• Raised floor or slab installation</li> </ul> |
| Operational Efficiencies   | <ul style="list-style-type: none"> <li>• Equal temperature distribution throughout the rack</li> <li>• High Energy Efficient Ratio (EER) at the chiller</li> </ul>  |



Note: Imperial measurements are approximate, metric measurements are exact.

# LCP Rack CW HD

## a technical overview

### LCP Rack CW HD

|                           |                        |
|---------------------------|------------------------|
| <b>Part No.</b>           | <b>3311.268</b>        |
| <b>Height</b> inches (mm) | 78.7(2000)             |
| <b>Width</b> inches (mm)  | 11.8 (300)             |
| <b>Depth</b> inches (mm)  | 47.2 (1200)            |
| Door Configuration        | Solid Front/Solid Rear |
| Color                     | RAL 9005 Jet Black     |
| Weight lb (kg)            | 463 (210)              |

#### System Characteristics

|                    |   |
|--------------------|---|
| System capacity kW | 40kW (4 fans) / 50kW (5 fans) / 60kW (6 fans)<br>The LCP Rack CW HD is capable of supporting multiple cabinets with a variety of heat loads. Capacity is based on the following parameters: flow rate, ΔT, and glycol percentage. |
|--------------------|---|

#### Input Specifications

|                                  |                                      |
|----------------------------------|--------------------------------------|
| AC input voltage                 | 208V, 2~, 60 Hz / 230V, 1~, 50/60 Hz |
| Chilled water supply temperature | 59°F                                 |
| Maximum water flow rate          | 37 GPM                               |

#### Additional Parameters

|                          |  |
|--------------------------|--|
| Max. air flow volume     | 4708 CFM (6 fans)  |
| EC Fans                  | 4 fans (can add 2 more), electronically commutated, N+1, hot swappable   |
| Max. power consumption   | 13.5A at 208V / 12.3A at 230V (6 fans)   |
| Water supply pressure    | 29 to 85 PSI   |
| System noise             | 77 dBA (open air above reflective floor, distance 1m)  |
| Operating temperature    | 43°F to 95°F   |
| Water system connections | 1½" BSP ext. thread supply/return connection, ¾" ID condensate drain hose  |
| Network connection       | RJ45   |
| Fill quantity            | 2.9 gallons (11 liters)  |
| Water supply quality     | Purified cooling water. Recommend use of a fine mesh filter. No lime scale or loose debris. Low hardness and low conductivity. Recommended pH 7 - 8.5. |

#### Software Connectivity

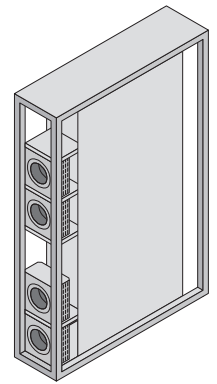

|   |  |
|---|--|
| Software compatibility                          | Internet Browser: IE 10, Safari 6.0.5, Firefox 24, Google Chrome 30.0.1599.69 (31), Opera 16, for browser-based configuration.<br>PC: Network-enabled PC running Windows XP SP3, Windows Vista SP1, or Windows 7, Windows 8. |
| Support for multiple systems in the data center | Optional data center client/server based software package (RiZone) that provides real-time monitoring of the entire data center.   |

#### Certifications

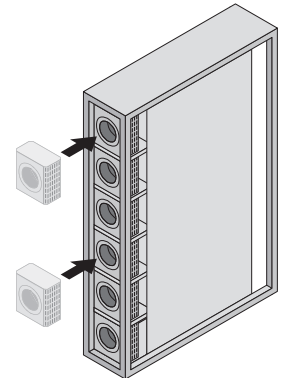
|                          |   |
|--------------------------|---|
| Certifications/Approvals | UL, cUL, CE, RoHS, ISO 9001/14001 certified |
|--------------------------|---|

#### Accessories

|                                |   |
|--------------------------------|---|
| 3311.030                       | LCP display   |
| 9977.379                       | LCP water connection hose kit, 1.5" BSP to 1.5" NPT |
| 9971.173 / 9971.174 / 9971.175 | LCP 1.5" ID hose lengths - 10ft / 15ft / 25ft       |
| 3311.016                       | Fan module  |



The LCP Rack CW HD ships with four fan modules



Adding two fans can increase energy efficiency in 40kW heat load applications while raising the potential cooling capacity to 60kW

### Rittal Corporation

1 Rittal Place • Urbana Ohio 43078 • USA  
Woodfield Corporate Center • 425 North Martingale Road, Suite 400 • Schaumburg Illinois 60173 • USA  
Phone: 937-399-0500 • Fax: 800-477-4003 • Toll-free: 800-477-4000  
Email: rittal@rittal.us • Online: www.rittal.us

ENCLOSURES

POWER DISTRIBUTION

CLIMATE CONTROL

IT INFRASTRUCTURE

SOFTWARE & SERVICES

