


ROYAL® SOOW

Royal® 90°C Cord. 600 Volts.
 Flexible Stranding. Flame and Ozone Resistant.
 Black Jacket. Rated -40°C to 90°C .
 RoHS Compliant. UL Listed and CSA Certified for Indoor and Outdoor Use.
 Provides Premium Oil Resistance, Water Resistant and High Flexibility.
 Excellent Abrasion Resistance.
 NEC, Rated Extra-Hard Usage.



APPLICATIONS

Southwire Type SOOW Flexible Cords are permitted for use as specified by Article 400 and related articles of the 2014 National Electrical Code. Southwire Type SOOW Flexible Cords are designed for extra hard usage on industrial equipment, heavy tools, battery chargers, portable lights welding leads, marine dockside power, power extensions and mining applications.

SPECIFICATIONS

- UL 62
- CSA Standard 22.2 No. 49
- OSHA Acceptable
- MSHA Listed. Passes MSHA Flame Test - P07-KA070018-MSHA
- FT2 Flame Test
- Sunlight Resistance
- UL and CSA Listed for Water Resistant
- SOOW can also be used for special applications as outlined in NFPA 70 paragraph 501.140 Class I Division, 1 and 2 and paragraph 502.140 Class II Division 1 and 2 locations.

CONSTRUCTION

Southwire's Type SOOW Flexible Cords are manufactured using bare flexible stranded Class K copper conductors, with a heat, moisture and oil resistant EPDM rubber insulation. The insulated conductors are cabled with wax paper fillers. A tissue-paper separator is wrapped around the assembly to promote easy removal of the jacket. A heat, moisture and oil resistant flexible CPE jacket is extruded over the assembly to complete the construction.




Viper Rubber Type SOOW Black

Conductor Size (AWG)	Conductor Stranding (#/AWG)	Nominal Insulation Thickness (in)	Nominal Jacket Thickness (in)	Nominal Overall Diameter (in)	Weight (lbs/1000ft)	Ampacity
18/2	16 X 30	0.030	0.060	0.350	71	10
18/3	16 X 30	0.030	0.060	0.370	81	10
18/4	16 X 30	0.030	0.060	0.400	95	7
16/2	26 X 30	0.030	0.060	0.375	80	13
16/3	26 X 30	0.030	0.060	0.400	98	13
16/4	26 X 30	0.030	0.080	0.420	115	10
14/2	41 X 30	0.045	0.080	0.510	151	18
14/3	41 X 30	0.045	0.080	0.540	174	18
14/4	41 X 30	0.045	0.080	0.580	210	15
12/2	65 X 30	0.045	0.095	0.585	198	25
12/3	65 X 30	0.045	0.095	0.610	232	25
12/4	65 X 30	0.045	0.095	0.660	281	20
10/2	104 X 30	0.045	0.095	0.635	247	30
10/3	104 X 30	0.045	0.095	0.670	301	30
10/4	104 X 30	0.045	0.095	0.720	363	25
8/3	65 X .0159	0.060	0.110	0.855	477	40
8/4	65 X .0159	0.060	0.125	0.950	616	35
8/5	65 X .0159	0.060	0.125	1.015	727	35
6/3	133 X .0142	0.060	0.125	0.955	670	55
6/4	133 X .0142	0.060	0.140	1.080	837	45
6/5	133 X .0142	0.060	0.140	1.200	1038	45
4/3	133 X .0179	0.060	0.140	1.160	956	70
4/4	133 X .0179	0.060	0.155	1.280	1225	60
4/5	133 X .0179	0.060	0.155	1.380	1424	60
2/3	168 X .0201	0.060	0.155	1.355	1310	95
2/4	168 X .0201	0.060	0.170	1.485	1712	80

Viper Rubber Type SOOW Black

2/5	168 X .0201	0.060	0.170	1.500	2078	80
-----	-------------	-------	-------	-------	------	----

Ampacity values are based on NEC Table 400.5(A) for sizes 18 AWG through 2 AWG.

# OF CONDUCTORS	COLOR SEQUENCE
2	BLACK, WHITE 
3	BLACK, WHITE, GREEN 
4	BLACK, WHITE, RED, GREEN 
5	BLACK, WHITE, RED, GREEN, ORANGE 