

This catalog contains part numbers for the most common replacement parts for QMARK heaters shown in the Table of Contents. Additional parts for these heaters may be available - consult factory for availability. Parts for QMARK heaters not listed in the Table of Contents may be available - consult factory for availability.

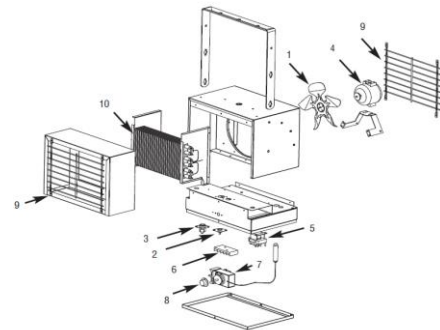
**NOTE:** Parts longer than 8' in length cannot ship UPS. Consult factory for shipping information.

## TABLE OF CONTENTS

<b>BASEBOARD</b>	<b>CEILING HEATERS</b>	<b>RADIANT</b>
Baseboard Accessories ..... 4	QCH ..... 22	ARL ..... 43
CBD ..... 5	EFF ..... 22	BRM ..... 44
HBB ..... 5	CFD ..... 22	CRN ..... 45
QMK (2500 Series) ..... 2		FFR ..... 46
QMKC ..... 2		CHRR ..... 46
	<b>UNIT HEATERS</b>	FRP & FRS ..... 47
<b>WALL HEATERS</b>	CU900 ..... 23	HRK ..... 48
SSAR ..... 6	CHPR25 ..... 25	QHRA & QVRC ..... 49
SSHO ..... 7	IUH ..... 26	RCC ..... 50
HT ..... 8	MEDH ..... 27	
MCSSAR ..... 9	MSDH ..... 28	<b>PORTABLE</b>
AWH & WHFC ..... 10	PRH ..... 29	QPH4A ..... 33
CWH3000 ..... 11	MUH ..... 30	FBE ..... 51
CWH1000 ..... 12	MWUH ..... 32	LFP ..... 51
CWH ARCHITECTURAL SERIES ..... 13	MUH35 ..... 33	FHP ..... 52
LFK ..... 14	TBX ..... 34	WPC ..... 53
GFR ..... 15	QWD ..... 35	
QFG ..... 16		<b>BUILDER PRODUCTS</b>
SED ..... 17	<b>CONVECTORS</b>	BATH VENTS ..... 54
COS-E ..... 18	KCJ ..... 37	GENERAL HOME/KITCHEN ..... 64
EFQ ..... 19	DBA ..... 38	ROOF VENTILATORS ..... 65
ECP ..... 20	SHA ..... 38	WHOLE HOUSE FANS ..... 66
	SLQDB ..... 39	
<b>SPECIALTY HEATERS</b>	ST ..... 40	<b>INDUSTRIAL PRODUCTS</b>
QTS ..... 21	CSH ..... 41	AIR CIRCULATORS ..... 67
FDI ..... 21	DSH ..... 41	DRUM BLOWERS ..... 77
WHT ..... 21	CPH ..... 41	COMMERCIAL CEILING FANS ..... 79
CFWF ..... 21	DPH ..... 41	EXHAUST FANS ..... 80
	DBSL ..... 42	AIR CURTAINS ..... 82

## OBSOLETE PRODUCTS

<b>WALL HEATERS</b>	<b>CONVECTORS</b>	<b>AIR CIRCULATORS</b>
AFA ..... 86	ADB ..... 41	LCHHD ..... 94
CRA ..... 87	APH ..... 41	LCHXN ..... 94
QVP ..... 88	ASH ..... 41	LCHIN ..... 94
A2500 ..... 88	KD/KS ..... 93	
1235 & 2435 ..... 89	QDB ..... 93	
B2400 ..... 89		
CWH2000 ..... 90	<b>RADIANT</b>	
	RDO ..... 94	
<b>UNIT HEATERS</b>	QRH ..... 94	
CU-A ..... 91		
CU-B ..... 91		
VUH ..... 92		
VUH-A ..... 92		








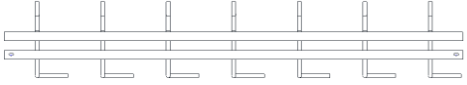





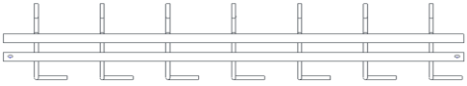


C2500 & 2500 SERIES CONTINUED

THERMAL CUTOFF




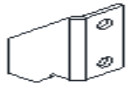
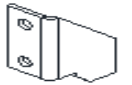


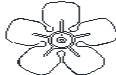
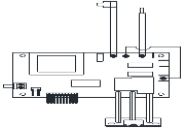


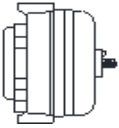



4520-2018-000		4520-2018-001		4520-2018-002		4520-2018-003		4520-2018-004	
2502	2542A	25026	25726NWC	2503	2573NWC	2504	2574NWC	2505	2575NWC
2502A	2542B	25026A	25726WB	2503A	2573WB	2504A	2574WB	2505A	2575WB
2502B	2542H	25026B	25726W	2503B	2573W	2504B	2574W	2505B	2575W
2502NWC	2542NWC	25026NWC	25726NWC	2503NWC	2573NWC	2504NWC	2574NWC	2505NWC	2575NWC
2502W	2542W	25026W	25726W	2503W	2573W	2504W	2574W	2505W	2575W
2502WA	2542WA	25026WA	25726WA	2503WA	2573WA	2504WA	2574WA	2505WA	2575WA
2502WB	2542WB	25026WB	25726WB	2503WB	2573WB	2504WB	2574WB	2505WB	2575WB
2502WC	2542WC	25026WC	25726WC	2503WC	2573WC	2504WC	2574WC	2505WC	2575WC
2502WCA	2542WCA	25026WCA	25726WCA	2503WCA	2573WCA	2504WCA	2574WCA	2505WCA	2575WCA
2512	2572	25126	25726WB	2513	2573WB	2514	2574WB	2515	2575WB
2512A	2572A	25126A	25726W	2513A	2573W	2514A	2574W	2515A	2575W
2512B	2572B	25126B	25726NWC	2513B	2573NWC	2514B	2574NWC	2515B	2575NWC
2512NWC	2572NWC	25126NWC	25726NWC	2513NWC	2573NWC	2514NWC	2574NWC	2515NWC	2575NWC
2512WCA	2572WCA	25126WCA	25726WCA	2513WCA	2573WCA	2514WCA	2574WCA	2515WCA	2575WCA
2512WA	2572WA	25126WA	25726WA	2513WA	2573WA	2514WA	2574WA	2515WA	2575WA
2512WB	2572WB	25126WB	25726WB	2513WB	2573WB	2514WB	2574WB	2515WB	2575WB
2512WC	2572WC	25126WC	25726WC	2513WC	2573WC	2514WC	2574WC	2515WC	2575WC
2512WCA	2572WCA	25126WCA	25726WCA	2513WCA	2573WCA	2514WCA	2574WCA	2515WCA	2575WCA
2542		25426		2543		2544		2545	
		25426A		2543A		2544A		2545A	
		25426B		2543B		2544B		2545B	
		25426NWC		2543NWC		2544NWC		2545NWC	
		25426WCA		2543WCA		2544WCA		2545WCA	
		25426WA		2543WA		2544WA		2545WA	
		25426WB		2543WB		2544WB		2545WB	
		25426WC		2543WC		2544WC		2545WC	
		25426WCA		2543WCA		2544WCA		2545WCA	
		25726		2573		2574		2575	
		25726A		2573A		2574A		2575A	
		25726B		2573B		2574B		2575B	
		25726NWC		2573NWC		2574NWC		2575NWC	
		25726WCA		2573WCA		2574WCA		2575WCA	
		25726WA		2573WA		2574WA		2575WA	
		25726WB		2573WB		2574WB		2575WB	
		25726WC		2573WC		2574WC		2575WC	
		25726WCA		2573WCA		2574WCA		2575WCA	
		25726WA		2573WA		2574WA		2575WA	
		25726WB		2573WB		2574WB		2575WB	
		25726WC		2573WC		2574WC		2575WC	
		25726WCA		2573WCA		2574WCA		2575WCA	
		25726WA		2573WA		2574WA		2575WA	
		25726WB		2573WB		2574WB		2575WB	
		25726WC		2573WC		2574WC		2575WC	
		25726WCA		2573WCA		2574WCA		2575WCA	
		25726WA		2573WA		2574WA		2575WA	
		25726WB		2573WB		2574WB		2575WB	
		25726WC		2573WC		2574WC		2575WC	
		25726WCA		2573WCA		2574WCA		2575WCA	
		25726WA		2573WA		2574WA		2575WA	
		25726WB		2573WB		2574WB		2575WB	
		25726WC		2573WC		2574WC		2575WC	
		25726WCA		2573WCA		2574WCA		2575WCA	
		25726WA		2573WA		2574WA		2575WA	
		25726WB		2573WB		2574WB		2575WB	
		25726WC		2573WC		2574WC		2575WC	
		25726WCA		2573WCA		2574WCA		2575WCA	
		25726WA		2573WA		2574WA		2575WA	
		25726WB		2573WB		2574WB		2575WB	
		25726WC		2573WC		2574WC		2575WC	
		25726WCA		2573WCA		2574WCA		2575WCA	
		25726WA		2573WA		2574WA		2575WA	
		25726WB		2573WB		2574WB		2575WB	
		25726WC		2573WC		2574WC		2575WC	
		25726WCA		2573WCA		2574WCA		2575WCA	
		25726WA		2573WA		2574WA		2575WA	
		25726WB		2573WB		2574WB		2575WB	
		25726WC		2573WC		2574WC		2575WC	
		25726WCA		2573WCA		2574WCA		2575WCA	
		25726WA		2573WA		2574WA		2575WA	
		25726WB		2573WB		2574WB		2575WB	
		25726WC		2573WC		2574WC		2575WC	
		25726WCA		2573WCA		2574WCA		2575WCA	
		25726WA		2573WA		2574WA		2575WA	
		25726WB		2573WB		2574WB		2575WB	
		25726WC		2573WC		2574WC		2575WC	
		25726WCA		2573WCA		2574WCA		2575WCA	
		25726WA		2573WA		2574WA		2575WA	
		25726WB		2573WB		2574WB		2575WB	
		25726WC		2573WC		2574WC		2575WC	
		25726WCA		2573WCA		2574WCA		2575WCA	
		25726WA		2573WA		2574WA		2575WA	
		25726WB		2573WB		2574WB		2575WB	
		25726WC		2573WC		2574WC		2575WC	
		25726WCA		2573WCA		2574WCA		2575WCA	
		25726WA		2573WA		2574WA		2575WA	
		25726WB		2573WB		2574WB		2575WB	
		25726WC		2573WC		2574WC		2575WC	
		25726WCA		2573WCA		2574WCA		2575WCA	
		25726WA		2573WA		2574WA		2575WA	
		25726WB		2573WB		2574WB		2575WB	
		25726WC		2573WC		2574WC		2575WC	
		25726WCA		2573WCA		2574WCA		2575WCA	
		25726WA		2573WA		2574WA		2575WA	
		25726WB		2573WB		2574WB		2575WB	
		25726WC		2573WC		2574WC		2575WC	
		25726WCA		2573WCA		2574WCA		2575WCA	
		25726WA		2573WA		2574WA		2575WA	
		25726WB		2573WB		2574WB		2575WB	
		25726WC		2573WC		2574WC		2575WC	
		25726WCA		2573WCA		2574WCA		2575WCA	
		25726WA		2573WA		2574WA		2575WA	
		25726WB		2573WB		2574WB		2575WB	
		25726WC		2573WC		2574WC		2575WC	
		25726WCA		2573WCA		2574WCA		2575WCA	
		25726WA		2573WA		2574WA		2575WA	
		25726WB		2573WB		2574WB		2575WB	
		25726WC		2573WC		2574WC		2575WC	
		25726WCA		2573WCA		2574WCA		2575WCA	
		25726WA		2573WA		2574WA		2575WA	
		25726WB		2573WB		2574WB		2575WB	
		25726WC		2573WC		2574WC		2575WC	
		25726WCA		2573WCA		2574WCA		2575WCA	
		25726WA		2573WA		2574WA		2575WA	
		25726WB		2573WB		2574WB		2575WB	
		25726WC		2573WC		2574WC		2575WC	
		25726WCA		2573WCA		2574WCA		2575WCA	
		25726WA		2573WA		2574WA		2575WA	
		25726WB		2573WB		2574WB		2575WB	
		25726WC		2573WC		2574WC		2575WC	
		25726WCA		2573WCA		2574WCA		2575WCA	
		25726WA		2573WA		2574WA		2575WA	
		25726WB		2573WB		2574WB		2575WB	
		25726WC		2573WC		2574WC		2575WC	
		25726WCA		2573WCA		2574WCA		2575WCA	
		25726WA		2573WA		2574WA		2575WA	
		25726WB		2573WB		2574WB		2575WB	
		25726WC		2573WC		2574WC		2575WC	
		25726WCA		2573WCA		2574WCA		2575WCA	
		25726WA		2573WA		2574WA		2575WA	
		25726WB		2573WB		2574WB		2575WB	
		25726WC		2573WC		2574WC		2575WC	
		25726WCA		2573WCA		2574WCA		2575WCA	
		25726WA		2573WA		2574WA		2575WA	
		25726WB		2573WB		2574WB		2575WB	
		25726WC		2573WC		2574WC		2575WC	
		25726WCA		2573WCA		2574WCA		2575WCA	
		25726WA		2573WA		2574WA		2575WA	
</									




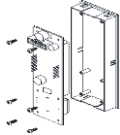
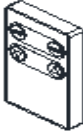
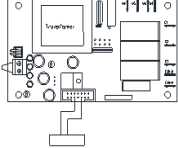
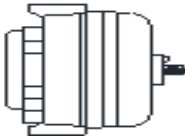



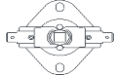



HBB SERIES BASEBOARD											
ELEMENT						LIMIT					
											
1802-2066-000 500D 500DA	1802-2066-001 7500D 7500DA	1802-2066-002 1000D 1000DA	1802-2066-003 1250D 1250DA	1802-2066-004 1500D 1500DA	1802-2068-016 2004D 2004DA	410122002 500D 500DA	410122003 7500D 7500DA	410122004 1000D 1000DA	410122005 1250D 1250DA	410122006 1500D 1500DA	410122008 2004D 2004DA
1802-2068-011 504D 504DA	1802-2068-012 7504D 7504DA	1802-2068-013 1004D 1004DA	1802-2068-014 1254D 1254DA	1802-2068-015 1504D 1504DA	1802-2066-022 2007D 2007DA	504D 504DA	7504D 7504DA	1004D 1004DA	1254D 1254DA	1504D 1504DA	2007D 2007DA
1802-2066-005 508D 508DA	1802-2066-018 7507D 7507DA	1802-2066-019 1007D 1007DA	1802-2066-020 1257D 1257DA	1802-2066-021 1507D 1507DA	1802-2066-010 2008D 2008DA	508D 508DA	7507D 7507DA	1007D 1007DA	1257D 1257DA	1507D 1507DA	2008D 2008DA
FRONT COVER						GRILLE					
											
1402-2066-000 500D 500DA	1402-2066-001 7500D 7500DA	1402-2066-002 1000D 1000DA	1402-2066-003 1250D 1250DA	1402-2066-004 1500D 1500DA	1402-2066-005 2004D 2004DA	2501-2012-012 500D 500DA	2501-2012-013 7500D 7500DA	2501-2012-014 1000D 1000DA	2501-2012-015 1250D 1250DA	2501-2012-010 1500D 1500DA	2501-2012-011 2004D 2004DA
504D 504DA	7504D 7504DA	1004D 1004DA	1254D 1254DA	1504D 1504DA	2008D 2008DA	504D 504DA	7504D 7504DA	1004D 1004DA	1254D 1254DA	1504D 1504DA	2008D 2008DA
508D 508DA	7507D 7507DA	1007D 1007DA	1257D 1257DA	1507D 1507DA	2007D 2007DA	508D 508DA	7507D 7507DA	1007D 1007DA	1257D 1257DA	1507D 1507DA	2007D 2007DA
JUNCTION BOX COVER ALL MODELS 1800-2022-000											
											
CBD SERIES BASEBOARD											
ELEMENT						LIMIT					
											
1802-2056-007 D500 D500A	1802-2056-011 D750 D750A	1802-2063-017 D1000 D1000A	1802-2063-023 D1250 D1250A	1802-2094-015 D1500 D1500A	1802-2063-033 D2004 D2004A	4520-2018-001 D500 D500A	4520-2018-002 D750 D750A	4520-2018-003 D1000 D1000A	4520-2018-004 D1250 D1250A	4520-2018-005 D1500 D1500A	4520-2018-006 D2004 D2004A
1802-2056-005 D504 D504A	1802-2056-009 D754 D754A	1802-2063-015 D1004 D1004A	1802-2063-021 D1254 D1254A	1802-2063-027 D1504 D1504A	1802-2063-032 D2007 D2007A	D504 D504A	D754 D754A	D1004 D1004A	D1254 D1254A	D1504 D1504A	D2007 D2007A
1802-2056-004 D507 D507A	1802-2056-008 D757 D757A	1802-2063-014 D1007 D1007A	1802-2063-047 D1256 D1256A	1802-2063-026 D1507 D1507A	1802-2063-034 D2008 D2008A	D507 D507A	D757 D757A	D1007 D1007A	D1256 D1256A	D1507 D1507A	D2008 D2008A
1802-2056-006 D508 D508A	1802-2056-010 D758 D758A	1802-2063-016 D1008 D1008A	1802-2063-020 D1257 D1257A	1802-2063-028 D1508 D1508A		D508 D508A	D758 D758A	D1008 D1008A	D1257 D1257A	D1508 D1508A	
FRONT COVER						GRILLE					
											
1402-2066-010 D500 D500A	1402-2066-011 D750 D750A	1402-2066-012 D1000 D1000A	1402-2066-013 D1250 D1250A	1402-2066-014 D1500 D1500A	1402-2066-015 D2004 D2004A	2501-2012-012 D500 D500A	2501-2012-013 D750 D750A	2501-2012-014 D1000 D1000A	2501-2012-015 D1250 D1250A	2501-2012-010 D1500 D1500A	2501-2012-011 D2004 D2004A
D504 D504A	D754 D754A	D1004 D1004A	D1254 D1254A	D1504 D1504A	D2007 D2007A	D504 D504A	D754 D754A	D1004 D1004A	D1254 D1254A	D1504 D1504A	D2007 D2007A
D507 D507A	D757 D757A	D1007 D1007A	D1256 D1256A	D1507 D1507A	D2008 D2008A	D507 D507A	D757 D757A	D1007 D1007A	D1256 D1256A	D1507 D1507A	D2008 D2008A
D508 D508A	D758 D758A	D1008 D1008A	D1257 D1257A	D1508 D1508A		D508 D508A	D758 D758A	D1008 D1008A	D1257 D1257A	D1508 D1508A	
JUNCTION BOX COVER ALL MODELS 1800-2022-000											
											
SEE ACCESSORIES ON 2500 SERIES PAGE FOR T1 & T2 THERMOSTAT PARTS											

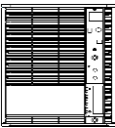

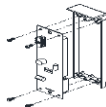
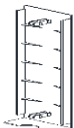

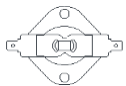
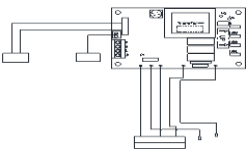


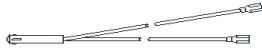

**SSAR SERIES**

RIGHT BEZEL	LEFT BEZEL	DISPLAY ASSM.	BOTTOM BRACKET LT.	BOTTOM BRACKET RT.	REMOTE	EOL LIMIT	FAN BLADE
							
<b>1219-11009-001</b> ALL MODELS	<b>1219-11009-000</b> ALL MODELS	<b>1016-11188-000</b> ALL MODELS	<b>1215-11070-000</b> ALL MODELS	<b>1215-11070-001</b> ALL MODELS	<b>1414-11037-000</b> ALL MODELS	<b>1414-11046-000</b> ALL MODELS	<b>490030103</b> ALL MODELS
<b>PWR CONTROL BOARD</b>			<b>DISCONNECT SWITCH</b>	<b>ELEMENT</b>			
							
<b>1414-11033-002</b> ARWH1802 ARWH1802AL ARWH1802BZ ARWH1802W	<b>1414-11033-001</b> ARWH4807 ARWH4807AL ARWH4807BZ ARWH4807W	<b>1414-11033-000</b> ARWH4808 ARWH4804 ARWH4808AL ARWH4804AL ARWH4808BZ ARWH4804BZ ARWH4808W ARWH4804W	<b>410170001</b> ARWH1802 ARWH1802AL ARWH1802BZ ARWH1802W ARWH4804 ARWH4804AL ARWH4804BZ ARWH4804W ARWH4807 ARWH4807AL ARWH4807BZ ARWH4807W	<b>302012828</b> ARWH1802 ARWH1802AL ARWH1802BZ ARWH1802W	<b>1802-2075-801</b> ARWH4808 ARWH4808AL ARWH4808BZ ARWH4808W	<b>302012810</b> ARWH4804 ARWH4804AL ARWH4804BZ ARWH4804W	<b>302012811</b> ARWH4807 ARWH4807AL ARWH4807BZ ARWH4807W
<b>MOTOR</b>							
<b>3900-11026-002</b> ARWH1802 ARWH1802AL ARWH1802BZ ARWH1802W	<b>3900-11026-001</b> ARWH4807 ARWH4807AL ARWH4807BZ ARWH4807W	<b>3900-11026-000</b> ARWH4808 ARWH4804 ARWH4808AL ARWH4804AL ARWH4808BZ ARWH4804BZ ARWH4808W ARWH4804W					
							

**SSHO SERIES**

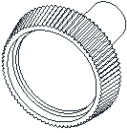
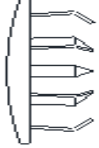
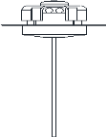

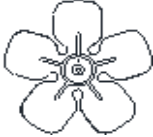


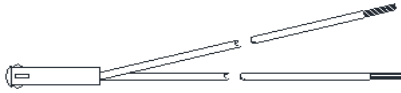
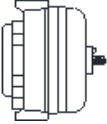



GRILLE			GRILLE TABS (2 REQ)			LIGHT
						
<b>2501-11022-000</b> HOSS4004 HOSS4007 HOSS4008	<b>2501-11022-001</b> HOSS4004SB HOSS4007SB HOSS4008SB	<b>2501-11022-002</b> HOSS4004NV HOSS4007NV HOSS408NV	<b>1402-2120-002</b> HOSS4004 HOSS4007 HOSS4008	<b>1402-2120-001</b> HOSS4004SB HOSS4007SB HOSS4008SB	<b>1402-2120-000</b> HOSS4004NV HOSS4007NV HOSS408NV	<b>3510-2017-005</b> ALL MODELS
DISPLAY ASSM.	REMOTE	CTRL PWR BOARD		MOTOR	DISCONNECT SWITCH	
						
<b>1016-11199-000</b> ALL MODELS	<b>1414-11037-000</b> ALL MODELS	<b>1414-11043-000</b> HOSS4004 HOSS4004NV HOSS4004SB HOSS4008 HOSS408NV HOSS4008SB	<b>1414-11043-001</b> HOSS4007 HOSS4007NV HOSS4007SB	<b>3900-2002-522</b> HOSS4004 HOSS4004NV HOSS4004SB HOSS4008 HOSS408NV HOSS4008SB	<b>3900-2002-523</b> HOSS4007 HOSS4007NV HOSS4007SB	<b>410170001</b> ALL MODELS
ELEMENT			MANUAL LIMIT	FAN BLADE		
						
<b>1802-11005-000</b> HOSS4008 HOSS408NV HOSS4008SB	<b>1802-11005-001</b> HOSS4004 HOSS4004NV HOSS4004SB	<b>1802-11005-002</b> HOSS4007 HOSS4007NV HOSS4007SB	<b>4520-2027-000</b> ALL MODELS	<b>490030103</b> ALL MODELS		

**HT SMART SERIES**

GRILLE PANEL		GRILLE ASSY INSERT		DISPLAY BEZEL	BOTTOM BEZEL	REMOTE	MANUAL LIMIT
							
2501-11003-000 HT1502SS HT2024SS	2501-11003-001 HT1502SSNW HT2024SSNW	1016-11063-000 HT1502SS HT2024SS	1016-11063-001 HT1502SSNW HT2024SSNW	1016-11035-003 HT1502SS HT2024SS HT1502SSNW HT2024SSNW	1219-11004-000 ALL MODELS	1414-11017-000 ALL MODELS	4520-11005-000 ALL MODELS
CNTRL PWR BOARD		BLOWER MOTOR		ELEMENT		LIGHT	
							
1414-11007-002 HT1502SS HT1502SSNW	1414-11007-003 HT2024SS HT2024SSNW	1225-11001-000 HT1502SS HT1502SSNW	1225-11001-001 HT2024SS HT2024SSNW	302023802 HT1502SS HT1502SSNW	302023805 HT2024SS HT2024SSNW	3510-2010-000 HT1502SS HT1502SSNW	3510-2010-001 HT2024SS HT2024SSNW
							








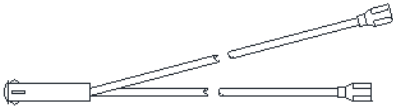
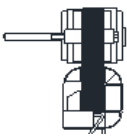




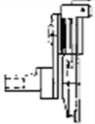


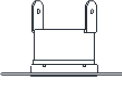

**MCSSAR SERIES**

<b>KNOB</b>	<b>PLUG BUTTON</b>	<b>MANUAL RESET</b>	<b>THERMAL FUSE</b>	<b>FAN BLADE</b>	<b>THERMOSTAT</b>
					
<b>3301-11013-000</b> ALL MODELS	<b>4506-2012-009</b> ALL MODELS	<b>4520-11019-000</b> ALL MODELS	<b>4520-2030-00</b> ALL MODELS	<b>490030103</b> ALL MODELS	<b>5813-2027-001</b> ALL MODELS
<b>FAN DELAY</b>			<b>LIGHT</b>		
					
<b>1414-2039-000</b> MCARWH1802 MCARWH1802AL MCARWH1802BZ MCARWH1802W	<b>410074000</b> MCARWH4804 MCARWH4804AL MCARWH4804BZ MCARWH4804W MCARWH4807 MCARWH4807AL MCARWH4807AL	MCARWH4807BZ MCARWH4807W MCARWH4808 MCARWH4808AL MCARWH4808BZ MCARWH4808W	<b>3510-2017-000</b> MCARWH1802 MCARWH1802AL MCARWH1802BZ MCARWH1802W	<b>3510-2017-001</b> MCARWH4804 MCARWH4804AL MCARWH4804BZ MCARWH4804W MCARWH4807 MCARWH4807AL	MCARWH4807BZ MCARWH4807W MCARWH4808 MCARWH4808AL MCARWH4808BZ MCARWH4808W
<b>MOTOR</b>			<b>ELEMENT</b>		<b>DISCONNECT SWITCH</b>
					
<b>3900-2010-003</b> MCARWH1802 MCARWH1802AL MCARWH1802BZ MCARWH1802W	<b>3900-2010-000</b> MCARWH4804 MCARWH4804AL MCARWH4804BZ MCARWH4804W MCARWH4808 MCARWH4808AL MCARWH4808BZ MCARWH4808W	<b>3900-2010-001</b> MCARWH4807 MCARWH4807AL MCARWH4807BZ MCARWH4807W	<b>302012828</b> MCARWH1802 MCARWH1802AL MCARWH1802BZ MCARWH1802W	<b>302012810</b> MCARWH4804 MCARWH4804AL MCARWH4804BZ MCARWH4804W	<b>410170001</b> ALL MODELS
			<b>302012811</b> MCARWH4807 MCARWH4807AL MCARWH4807BZ MCARWH4807W	<b>302012807</b> MCARWH4808 MCARWH4808AL MCARWH4808BZ MCARWH4808W	

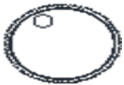





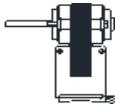
























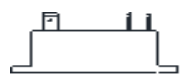











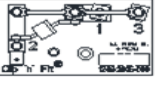



**CWH1000 SERIES**

GRILLE		KNOB		ELEMENT		
						
<b>2501-2058-000</b> CWH1101DS CWH1151DS CWH1157DS CWH1201DS CWH1202DS CWH1207DS CWH1208DS CWH1101DSA CWH1151DSA CWH1157DSA CWH1201DSA CWH1202DSA CWH1207DSA CWH1208DSA	<b>1016-11228-000</b> WHB1101FC WHB1151FC WHB1157FC WHB1201FC WHB1202FC WHB1207FC WHB1208FC	<b>3301-2001-000</b> CWH1101DS CWH1151DS CWH1157DS CWH1201DS CWH1202DS CWH1207DS CWH1208DS CWH1101DSA CWH1151DSA CWH1157DSA CWH1201DSA CWH1202DSA CWH1207DSA CWH1208DSA	<b>3301-11015-001</b> WHB1101FC WHB1151FC WHB1157FC WHB1201FC WHB1202FC WHB1207FC WHB1208FC	<b>302023801</b> CWH1101DS CWH1101DSA WHB1101FC <b>302023804</b> CWH1208DS CWH1208DSA WHB1208FC <b>302023808</b> CWH1201DS CWH1201DSA WHB1201FC	<b>302023802</b> CWH1151DS CWH1151DSA WHB1151FC <b>302023805</b> CWH1202DS CWH1202DSA WHB1202FC	<b>302023803</b> CWH1157DS CWH1157DSA WHB1157FC <b>302023806</b> CWH1207DS CWH1207DSA WHB1207FC
LIGHT			MOTOR		DISCONNECT SWITC	FAN BLADE
						
<b>3510-2008-003</b> CWH1101DS CWH1151DS CWH1157DS CWH1201DS CWH1202DS CWH1207DS CWH1208DS	<b>3510-2008-006</b> CWH1101DSA CWH1151DSA CWH1201DSA WHB1101FC WHB1151FC WHB1201FC	<b>3510-2008-007</b> CWH1157DSA CWH1202DSA CWH1207DSA CWH1208DSA WHB1157FC WHB1202FC WHB1207FC WHB1208FC	<b>490062001</b> CWH1101DS CWH1151DS CWH1201DS CWH1101DSA CWH1151DSA CWH1201DSA WHB1101FC WHB1151FC WHB1201FC <b>490062002</b> CWH1208DS CWH1208DSA CWH1208FC	<b>490062003</b> CWH1202DS CWH1202DSA WHB1202FC <b>490062004</b> CWH1157DS CWH1207DS CWH1157DSA CWH1207DSA WHB1157FC WHB1207FC	<b>410170001</b> ALL MODELS  CWH  WHB 	<b>490061001</b> ALL MODELS
THERMOSTAT	THERMAL FUSE	FAN DELAY	HI LIMIT	MANUAL LIMIT		
						
<b>5813-2001-000</b> CWH1101DS CWH1151DS CWH1157DS CWH1202DS CWH1207DS CWH1208DS CWH1101DSA CWH1151DSA CWH1157DSA CWH1202DSA CWH1207DSA CWH1208DSA WHB1101FC WHB1151FC WHB1157FC WHB1202FC WHB1207FC WHB1208FC	<b>5813-2022-000</b> CWH1201DS CWH1201DSA WHB1201FC	<b>4520-2030-000</b> CWH1101DSA CWH1151DSA CWH1157DSA CWH1201DSA CWH1202DSA CWH1207DSA CWH1208DSA WHB1101FC WHB1151FC WHB1157FC WHB1201FC WHB1202FC WHB1207FC WHB1208FC	<b>410074000</b> ALL MODELS	<b>410143000</b> CWH1101DS CWH1151DS CWH1157DS CWH1201DS CWH1202DS CWH1207DS CWH1208DS	<b>4520-11016-000</b> CWH1101DSA CWH1151DSA CWH1157DSA CWH1201DSA CWH1202DSA CWH1207DSA CWH1208DSA WHB1101FC WHB1151FC WHB1157FC WHB1201FC WHB1202FC WHB1207FC WHB1208FC	

**CWH ARCHITECTURAL SERIES (SWH)**

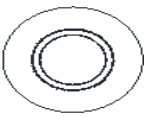


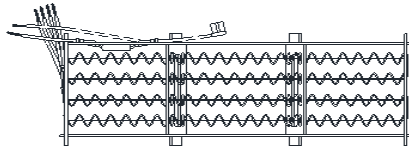
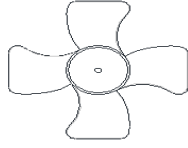
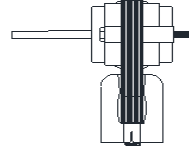

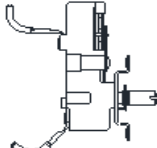
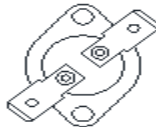
KNOB		GRILLE		ELEMENT		
						
<b>3301-11015-003</b> SWH1012FC SWH1512FC SWH1527FC SWH1812FC SWH2020FC SWH2024FC SWH2027FC	<b>3301-2052-002</b> SWH1012AG SWH1512AG SWH1527AG SWH1812AG SWH2020AG SWH2024AG SWH2027AG SWH1012AGA SWH1512AGA SWH1527AGA SWH1812AGA SWH2020AGA SWH2024AGA SWH2027AGA	<b>1016-11227-000</b> SWH1012FC SWH1512FC SWH1527FC SWH1812FC SWH2020FC SWH2024FC SWH2027FC	<b>2501-2075-000</b> SWH1012AG SWH1512AG SWH1527AG SWH1812AG SWH2020AG SWH2024AG SWH2027AG SWH1012AGA SWH1512AGA SWH1527AGA SWH1812AGA SWH2020AGA SWH2024AGA SWH2027AGA	<b>302023801</b> SWH1012AG SWH1012AGA SWH1012FC <b>302023804</b> SWH2020AG SWH2020AGA SWH2020FC <b>302023808</b> SWH1812AG SWH1812AGA SWH1812FC	<b>302023802</b> SWH1512AG SWH1512AGA SWH1512FC <b>302023805</b> SWH2024AG SWH2024AGA SWH2024FC	<b>302023803</b> SWH1527AG SWH1527AGA SWH1527FC <b>302023806</b> SWH2027AG SWH2027AGA SWH2027FC
<b>LIGHT</b>				<b>MOTOR</b>	<b>DISCONNECT SWITCH</b>	
						
<b>3510-2008-002</b> SWH1527AG	<b>3510-2008-003</b> SWH1012AG SWH1512AG SWH1812AG SWH2020AG SWH2024AG SWH2027AG	<b>3510-2017-007</b> SWH1012AGA SWH1512AGA SWH1812AGA SWH1012FC SWH1512FC SWH1812FC	<b>3510-2017-006</b> SWH1527AGA SWH2020AGA SWH2024AGA SWH2027AGA SWH1527FC SWH2020FC SWH2024FC SWH2027FC	<b>490062001</b> SWH1012AG SWH1512AG SWH1812AG SWH1012AGA SWH1512AGA SWH1812AGA SWH1012FC SWH1512FC SWH1812FC <b>490062002</b> SWH2020AG SWH2020AGA SWH2020FC	<b>490062003</b> SWH2024AG SWH2024AGA SWH2024FC <b>490062004</b> SWH1527AG SWH2027AG SWH1527AGA SWH2027AGA SWH1527FC SWH2027FC	<b>410170001</b> ALL MODELS
<b>FAN DELAY</b>	<b>HI LIMIT</b>	<b>MANUAL LIMIT</b>	<b>FAN BLADE</b>	<b>THERMAL FUSE</b>	<b>THERMOSTAT</b>	
						
<b>410074000</b> ALL MODELS	<b>410143000</b> SWH1012AG SWH1512AG SWH1527AG SWH1812AG SWH2020AG SWH2024AG SWH2027AG	<b>4520-11016-000</b> SWH1012AGA SWH1512AGA SWH1527AGA SWH1812AGA SWH2020AGA SWH2024AGA SWH2027AGA SWH1012FC SWH1512FC SWH1527FC SWH1812FC SWH2020FC SWH2024FC SWH2027FC	<b>490061001</b> ALL MODELS	<b>4520-2030-000</b> SWH1012AGA SWH1512AGA SWH1527AGA SWH1812AGA SWH2020AGA SWH2024AGA SWH2027AGA SWH1012FC SWH1512FC SWH1527FC SWH1812FC SWH2020FC SWH2024FC SWH2027FC	<b>5813-2022-000</b> SWH1812AG SWH1812AGA SWH1812FC	<b>5813-2001-000</b> SWH1012AG SWH1512AG SWH1527AG SWH2020AG SWH2024AG SWH2027AG SWH1012AGA SWH1512AGA SWH1527AGA SWH2020AGA SWH2024AGA SWH2027AGA SWH1012FC SWH1512FC SWH1527FC SWH2020FC SWH2024FC SWH2027FC
<b>SWH-AG</b> 	<b>SWH-FC</b> 					

LFK-SERIES									
GRILLE			KNOB			FAN DELAY			MANUAL LIMIT
									
<b>1402-2239-000</b> K151 K157A K204A K207A K208A K303A K304A K306A K307A K403A K404A K4043A K406A K407A K408A K4083A K483A K484A K4843A K486A K487A K488A K4883A	<b>1402-2152-000</b> K204 K207 K208 K303 K304 K306 K307 K403 K404 K4043 K406 K408 K4083 K483 K484 K4843 K486A K4883	<b>2501-11028-000</b> K151FC K204FC K303FC K304FC K306FC K403FC K404FC K406FC K408FC K4083FC K483FC K484FC K486FC K487FC K488FC K4883FC	<b>3301-2030-001</b> K151 K204 K207 K208 K303 K304 K306 K307 K403 K404 K4043 K406 K408 K4083 K483 K484 K4843 K486 K487 K488 K4883 K157A		<b>3301-11014-001</b> K151FC K204FC K303FC K304FC K306FC K403FC K404FC K406FC K408FC K4083FC K483FC K484FC K486FC K487FC K488FC K4883FC	<b>4520-2024-000</b> K4043 K4043A K4083 K4083A K4083FC K4843 K4843A K488 K4883 K488A K4883A K4883FC	<b>410074000</b> K204 K204A K204FC K208 K208A K303 K303A K303FC K304 K304A K304FC K306 K306A K306FC K403 K403A K403FC K404 K404A K404FC K406 K406A K406FC		<b>4520-2027-000</b> ALL MODELS
<b>ELEMENTS</b> 				<b>MOTOR</b> 				<b>FAN BLADE</b> 	
<b>302012827</b> K151 K151FC	<b>302015802</b> K204 K204A K204FC	<b>302015803</b> K207 K207A	<b>302015801</b> K208 K208A	<b>3900-2010-003</b> K151 K151FC	<b>3900-2010-000</b> K204 K204A K204FC K406 K406A K406FC K208 K303 K303A K303FC K304 K304A K304FC K306A K306FC K403 K403A K403FC K404		<b>3900-2010-001</b> K207 K207A K307 K307A K487 K487A K487FC K157A K407A	<b>3900-2002-518</b> K4043 K4043A K4083 K4083A K4083FC K4843 K4843A K488 K4883 K488A K4883A K488FC K4883FC	<b>490030103</b> ALL MODELS
<b>302012819</b> K303 K303A K303FC	<b>302012820</b> K304 K306 K306A K306FC	<b>302012809</b> K304 K304A K304FC K407A	<b>302012806</b> K307 K307A	<b>302012808</b> K404 K404A K404FC	<b>302012807</b> K408 K408A K408FC	<b>302012810</b> K484 K484A K484FC	<b>1802-2075-802</b> K4043 K4043A	<b>1802-2075-800</b> K4083 K4083A K4083FC	<b>1802-2075-801</b> K488 K4883 K488A K4883A K488FC K4883FC
<b>302012821</b> K403 K403A K403FC	<b>302012823</b> K483 K483A K483FC	<b>302012811</b> K487 K487A K487FC	<b>1802-2075-803</b> K4843 K4843A						
<b>302012822</b> K406 K406A K406FC	<b>302012824</b> K486 K486A K486FC	<b>302015806</b> K157A							
<b>THERMOSTAT</b> 			<b>TRANSFORMER</b> 			<b>RELAY</b> 		<b>LFK-F</b> 	
<b>410168002</b> K4043 K4043A K4843 K4843A	<b>5813-2027-000</b> K204 K204A K204FC K208 K208A K303 K303A K303FC K304 K304A K304FC K306 K306A K306FC K403 K403A K403FC K404 K404A		<b>490015017</b> K303 K403 K483 K303A K403A K483A K303FC K403FC K483FC	<b>490015013</b> K306 K406 K486 K306A K406A K486A K306FC K406FC K486FC	<b>5018-2017-000</b> K4043 K4043A K4843 K4843A	<b>5018-2017-004</b> K207 K4083 K4083A K4083FC K488 K4883 K488A K4883A K488FC K4883FC	<b>LFK</b> 		

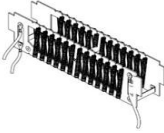
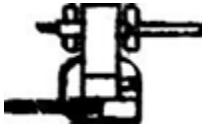



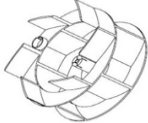
GFR SERIES							
KNOB		GRILLE			LIGHT		
							
<b>3301-2014-004</b> R1500T2 R2004T2 R2404T2 R1500T2A R2004T2A R2404T2A R1500T2B R2004T2B R2404T2B	<b>3301-11015-002</b> R1500T2FC R2004T2FC R2404T2FC	<b>2501-11031-000</b> R1500FC R1500T2FC R2004FC R2004IFFC R2004T2FC R2404FC R2404IFFC R2404T2FC	<b>2501-2026-000</b> R1500 R1500T2 R2004 R2004IF R2004T2 R2404 R2404IF R2404T2 R1500A R1500T2A R2004A R2004IFA R2404T2B R1500B R1500T2B R2004B R2004IFB R2004T2B R2404B R2404IFB R2404T2B		<b>3510-2010-000</b> R1500 R1500T2 R1500A R1500T2A R1500B R1500T2B R1500FC R1500T2FC	<b>3510-2010-001</b> R2004 R2004IF R2004T2 R2004A R2004IFA R2004T2A R2004B R2004IFB R2004T2B R2004FC R2004IFFC R2004T2FC R2404 R2404IF R2404T2 R2404A R2404IFA R2404T2A R2404B R2404IFB R2404T2B R2404FC R2404IFFC R2404T2FC	
<b>BLOWER ASM.</b> 				<b>ELEMENT</b> 		<b>CLIP N FIT BOARD</b> 	
<b>1225-2000-000</b> R1500 R1500T2 R1500A R1500T2A R1500B R1500T2B R1500FC R1500T2FC	<b>1225-2002-001</b> R2404A R2404IFA R2404T2A R2404B R2404IFB R2404T2B R2404FC R2404IFFC R2404T2FC	<b>1225-2000-001</b> R2004 R2004IF R2004T2 R2404 R2404IF R2404T2 R2004A R2004IFA R2004T2A		<b>302023802</b> R1500 R1500T2 R1500A R1500T2A R1500B R1500T2B R1500FC R1500T2FC	<b>302023805</b> R2004 R2004IF R2004T2 R2004A R2004IFA R2004T2A R2004B R2004IFB R2004T2B R2004FC R2004IFFC R2004T2FC	<b>302023809</b> R2404 R2404IF R2404T2 R2404A R2404IFA R2404T2A R2404B R2404IFB R2404T2B R2404FC R2404IFFC R2404T2FC	<b>1249-2005-000</b> ALL MODELS
<b>THERMOSTAT</b> 	<b>TEMPERATURE REGULATOR</b> 			<b>HI-LIMIT</b> 			
<b>410130001</b> R1500T2 R2004T2 R2404T2 R1500T2A R2004T2A R2404T2A R1500T2B R2004T2B R2404T2B R1500T2FC R2004T2FC R2404T2FC	<b>410143000</b> R1500 R1500T2 R2004 R2004IF R2004T2 R1500A R1500T2A R2004A R2004IFA R2004T2A		<b>4520-2029-000</b> R2404 R2404IF R2404T2 R2404A R2404IFA R2404T2A R2404B R2404IFB R2404T2B R2404FC R2404IFFC R2404T2FC	<b>4520-2025-000</b> R1500 R1500T2 R2004 R2004IF R2004T2 R1500A R1500T2A R2004A R2004IFA R2004T2A	<b>4520-2025-001</b> R2404 R2404IF R2404T2 R2404A R2404IFA R2404T2A	<b>4520-11010-000</b> R1500B R1500T2B R1500FC R1500T2FC	<b>4520-11010-001</b> R2004B R2004IFB R2004T2B R2004FC R2004IFFC R2004T2FC R2404B R2404IFB R2404T2B R2404FC R2404IFFC R2404T2FC



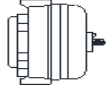


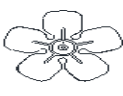









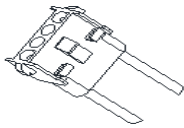


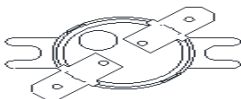

SED SERIES					
KNOB		GRILLE		LIGHT	
					
<b>3301-2044-001</b> D1012C D1024C D1012CA D1024CA	<b>3301-2039-002</b> D1012W D1512 D2024 D1012WA D1024WA D1512A D2024A	<b>2501-2054-001</b> D1012C D1024C D1512CR D1012CA D1024CA D1512CRA	<b>2501-2054-000</b> D1012W D1512 D2024 D1012WA D1024WA D1512A D2024A	<b>3510-2017-002</b> D1012C D1012W D1512 D1512CR D1012CA D1012WA D1512A D1512CRA	<b>3510-2017-003</b> D1024C D2024 D1024CA D1024WA D2024A
ELEMENT			FAN BLADE	MOTOR	
					
<b>1802-2124-003</b> D1012C D1012W D1012CA D1012WA	<b>1802-2124-005</b> D1024C D2024 D1024CA D1024WA D2024A	<b>1802-2124-000</b> D1512 D1512CR D1512A D1512CRA	<b>1210-2008-000</b> ALL MODELS	<b>3900-2037-000</b> D1012C D1012W D1512 D1512CR D1012CA D1012WA D1512A D1512CRA	<b>3900-2037-001</b> D1024C D2024 D1024CA D1024WA D2024A
THERMOSTAT		LIMIT			
					
<b>410130001</b> D1012C D1012W D1512 D1012CA D1012WA D1512A D1024C D2024		<b>4520-2055-000</b> D1012C D1012W D1512 D1512CR D1024C D2024	<b>4520-11009-000</b> D1012CA D1012WA D1512A D1512CRA	<b>4520-11009-001</b> D1024CA D1024WA D2024A	

## COZ-E WALL HEATER

ELEMENT (INCLUDES LIMIT & ONE SHOT FUSE)		MOTOR		GRILLE
				
<b>1802-11014-006</b> CZ1012IF	<b>1802-11014-000</b> CZ1512T	<b>3900-11032-000</b> CZ1012IF CZ1012T CZ1512IF CZ1512T	<b>3900-11032-001</b> CZ1048IF CZ1048T CZ1548IF CZ1548T CZ2048IF CZ2048T	<b>2501-11024-000</b> ALL MODELS
<b>1802-11014-001</b> CZ1012T	<b>1802-11014-008</b> CZ1548IF			
<b>1802-11014-009</b> CZ1048IF	<b>1802-11014-003</b> CZ1548T			
<b>1802-11014-004</b> CZ1048T	<b>1802-11014-007</b> CZ2048IF			
<b>1802-11014-005</b> CZ1512IF	<b>1802-11014-002</b> CZ2048T			
THERMOSTAT	FAN IMPELLER	PARTS KIT		
		PICTURE NOT AVAILABLE		
<b>5813-2090-000</b> CZ1012T CZ1048T CZ1512T CZ1548T CZ2048T	<b>2002-11004-000</b> ALL MODELS	<b>1205-11028-501</b> CZ1012IF CZ1048IF CZ1512IF CZ1548IF CZ2048IF	<b>1205-11028-500</b> CZ1012T CZ1048T CZ1512T CZ1548T CZ2048T	

EFQ-SERIES					
GRILLE	ELEMENTS (2 REQ)			MOTOR (2 REQ)	
					
2501-2027-000 ALL MODELS	302012819 Q6003	302012821 Q8003	302012809 Q6004 Q8007	3900-2010-000 Q6003 Q6004 Q60048 Q6006 Q6008 Q8003 Q8004 Q80048 Q8006 Q8008	3900-2010-001 Q6007 Q8007
	302012820 Q6006 Q8006	302012826 Q80048	302012806 Q6007		
	302012825 Q60048	302012808 Q6008 Q8004	302012807 Q8008		
THERMOSTAT	FAN BLADE (2 REQ)	DISCONNECT SW.	TERMINAL BOARD		
					
410168002 (2REQ.) Q6003 Q60048 Q6006 Q8003 Q80048 Q8006	5813-0023-000 Q6004 Q6007 Q6008 Q8004 Q8007 Q8008	490030103 ALL MODELS	5216-2025-000 ALL MODELS	5823-2002-000 ALL MODELS	
TRANSFORMER			FAN DELAY (2 REQ)	MANUAL LIMIT (2 REQ)	
					
490015017 Q6003 Q8003	490015022 Q60048 Q80048	490015013 Q6006 Q8006	410174000 ALL MODELS	4520-2027-000 ALL MODELS	



ECP SERIES				
PLUG ASSY FEMALE	GRILLE	ELEMENT		LIMIT
				
<b>1016-0114-000</b> ALL MODELS	<b>2501-2082-000</b> ALL MODELS	<b>302012808</b> ECP1024	<b>302012803</b> ECP1524	<b>4520-2025-001</b> ALL MODELS
				


QTS SERIES									
ELEMENTS		MOTOR ASSEMBLY		HI-LIMIT	SELF HOLD LIMIT	FAN DELAY			
302023811 S1100 S1100A S1100B S1100C S1100CNW S1100CNW	302023803 S1104 S1104A S1104B S1104C S1104CNW S1104CNW	1225-2002-000 S1100 S1100A S1100B S1100C S1100CNW S1100CNW	1225-2002-001 S1104 S1104A S1104B S1104C S1104CNW S1104CNW	4520-2031-000 S1100 S1100A S1100B S1104 S1104A S1104B S1500 S1500A S1500B S1500C S1500T S1500TA S1500TB S1500TC S1500TCNW S1504 S1504A S1504B S1504T S1504TA S1504TB	4520-11011-000 S1100C S1100CNW S1500C S1500TC S1500TCNW 4520-11011-001 S1104C S1104CNW S1504C S1504TC S1504TCNW	1414-2020-000 S1100 S1100A S1104 S1104A S1500 S1500A S1500T S1500TA S1504 S1504A S1504T S1504TA	410074000 S1100B S1100C S1100CNW S1104B S1104C S1104CNW S1500B S1500C S1500TB S1500TC S1500TCNW S1504B S1504C S1504TB S1504TC S1504TCNW		
PILOT LIGHT		GRILLE		THERMOSTAT		KNOB		THERMAL CUTOFF	
3510-2010-000 S1100A S1100B S1100C S1100CNW S1500A S1500B S1500C S1500TA S1500TB S1500TC S1500TCNW	3510-2010-001 S1104 S1104A S1104B S1104C S1104CNW S1504 S1504A S1504B S1504C S1504T S1504TA S1504TB S1504TC S1504TCNW	2501-2039-000 S1100 S1100A S1100B S1100C S1104 S1104A S1104B S1104C S1500 S1500A S1500B S1500C S1500T S1500TA S1500TB S1500TC		S1500TC S1504 S1504A S1504B S1504C S1504T S1504TA S1504TB S1504TC	2501-2039-001 S1100CNW S1104CNW S1500TCNW S1504TCNW	410129001 S1500T S1500TA S1500TB S1500TC S1500TCNW S1504T S1504TA S1504TB S1504TC S1504TCNW	3301-2020-006 S1500T S1500TA S1500TB S1500TC S1500TCNW S1504T S1504TA S1504TB S1504TC S1504TCNW	4520-2030-000 ALL MODELS 	











FDI SERIES				
BLADE	ELEMENT		GRILLE	BUZZER
1210-0046-000 I1500 I1504	1802-5032-000 I1500	1802-5032-004 I1504	2501-5016-001 I1500 I1504	2714-2001-001 I1500 I1504
MOTOR		ONE SHOT FUSE BLUE DOT	HI LIMIT WHITE DOT	
3900-2025-000 I1500	3900-2025-001 I1504	4520-2041-000 I1500 I1504	4520-5015-001 I1500 I1504	





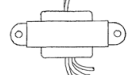






WHT SERIES PUMP HOUSE HEATER			
ELEMENT	KNOB	THERMOSTAT	
1802-2091-000	3301-2020-006	5813-2062-000	



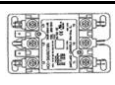






\* Neutral grey finish.

CFWF					
TOP FRONT PANEL	BOTTOM FRONT PANEL	TOP TRIM PANEL	MOTOR	RELAY	TRANSFORMER
1402-2312-000 CFWF920 CFWF920A	1402-2313-000 CFWF920 CFWF920A	5806-2004-000 CFWF920 CFWF920A	3900-2036-000 CFWF920 CFWF920A	5018-2017-001 CFWF920 CFWF920A	5814-0003-000 CFWF920 CFWF920A
HI-LIMIT	MANUAL RESET LIMIT	ELEMENT	FAN BLADE	PILOT LIGHT	CERAMIC LIMITS
4520-2053-000 CFWF920	4520-2027-000 CFWF920A	1802-2117-101 CFWF920 CFWF920A	1210-2009-001 CFWF920 CFWF920A	3510-2018-000 CFWF920 CFWF920A	4520-2052-000 CFWF920 CFWF920A




QCH (U SERIES)						
GRILLE		PLASTIC COVER (2 REQ)	ELEMENTS		MOTOR	
						
1402-2121-000 U1000 U1000A U1500 U1500A U1507 U1800 U2004 U2004A U2007 U2007A U2008	1016-11228-001 U1000FA U1500FA U2004FA U2007FA	1402-2119-000 U1000 U1000A U1500 U1500A U1507 U1800 U2004 U2004A U2007 U2007A U2008	302023801 U1000 U1000A U1000FA	302023803 U1507 302023808 U1800	490062001 U1000 U1000A U1000FA	490062003 U2004 U2004A U2004FA
			302023802 U1500 U1500A U1500FA	302023806 U2007 U2007A U2007FA	U1500 U1500A U1500FA U1800	490062004 U2007 U2007A U2007FA
			302023805 U2004 U2004A U2004FA	302023804 U2008	490062004 U1507	490062002 U2008
LIGHT		FAND DELAY	HI-LIMIT	FAND BLADE	DISCONNECT SW	
						
3510-2008-003 U1000A U1000FA U1500A U1500FA	3510-2008-002 U2004A U2004FA U2007A U2007FA	410074000 ALL MODELS	410143000 ALL MODELS	490061001 ALL MODELS	410170001 ALL MODELS	

EFF (F SERIES)						
MOTOR		ELEMENT			DISCONNECT	
						
3900-2002-520 F1500	3900-2002-500 F2004	302012827 F1500	302012821 F4003	302012811 F4807	410170001 F1500	5216-2019-000 F3003
3900-2002-501 F1507 F2007 F3007 F4007 F4807	F2008 F3003 F3006 F4003 F4004 F4006	302015806 F1507	302012808 F4004	1802-2075-802 F40043	F1507 F2004 F2007 F2008 F3007 F4004	F3006 F4003 F40043 F4006 F40083 F4803
3900-2002-518 F40043 F40083 F48043 F4808 F48083	F4008 F4803 F4804 F4806	302015803 F2004 302015801 F2008	302012822 F4006 302012809 F4007	1802-2075-800 F40083 1802-2075-803 F48043 1802-2075-801 F4808 F48083	F4007 F4008 F4804 F4807	F48043 F4806 F4808 F48083 F48483 F48483LV
	3900-2002-021 F48483 F48483LV	302012819 F3003	302012810 F4804	1802-2075-004 F48483 F48483LV		
302012820 F3006		302012806 F3007	302012824 F4806			
POWER TR.	SECONDARY TR.	RELAY	GRILLE	HI-LIMIT	FAN DELAY	FAN BLADE
						
490015017 F3003 F4003 F4803	490065002 F48483LV	5018-2017-000 F40043 F48043 F48483	1402-2139-001 ALL MODELS	410169001 ALL MODELS	410074000 ALL MODELS	490030103 ALL MODELS
490015013 F3006 F4006 F4806		5018-2017-004 F40083 F4808 F48083				
490015022 F48483 F48483LV		5018-2017-001 F48483LV				

CDF (500 SERIES)				
ELEMENT	MOTOR	RELAY	OUTLET GRILLE	LOUVER GUIDES
				
302012802 542	302012813 552	3900-2011-000 542	2501-2020-001 ALL MODELS	1215-2059-000 REA (2 REQ'D) 1215-2059-001 SEA (2 REQ'D)
302012803 547	302012814 557	5018-0004-102 548 552 558		
302012801 548	302012812 558	3900-2011-001 547 557		
FAN DELAY	FAN BLADE	HI-LIMIT	POWER BLOCK	
				
1414-2039-000 ALL MODELS	1210-2000-000 ALL MODELS	4520-0011-000 ALL MODELS	5823-0004-000 ALL MODELS	

**CU900 SERIES**























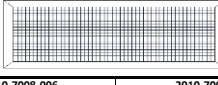


**ELEMENTS**


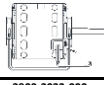
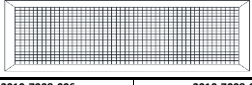
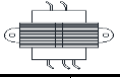

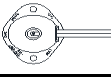











MODEL	NO. REQ.	208V	NO. REQ.	240V	NO. REQ.	277V	NO. REQ.	347V	NO. REQ.	380V	NO. REQ.	480V	NO. REQ.	600V
<b>935</b>														
2KW	1	1802-2083-100	1	1802-2083-101	1	1802-2083-114	1	1802-2083-103	1	1802-2083-101	1	1802-2083-114	1	1802-2083-103
3KW	1	1802-2083-107	1	1802-2083-108	1	1802-2083-116	1	1802-2083-105	1	1802-2083-108	1	1802-2083-116	1	1802-2083-105
4KW	1	1802-2083-106	1	1802-2083-107	1	1802-2083-108	1	1802-2083-109	1	1802-2083-107	1	1802-2083-108	1	1802-2083-109
5KW	1	1802-2083-110	1	1802-2083-111	1	1802-2083-120	1	1802-2083-113	1	1802-2083-111	1	1802-2083-120	1	1802-2083-113
6KW	2	1802-2083-107	2	1802-2083-108	2	1802-2083-116	2	1802-2083-105	2	1802-2083-108	2	1802-2083-116	2	1802-2083-113
7KW	1	1802-2083-106	1	1802-2083-107	1	1802-2083-116	1	1802-2083-105	1	1802-2083-107	1	1802-2083-116	1	1802-2083-105
	1	1802-2083-107	1	1802-2083-108	1	1802-2083-108	1	1802-2083-109	1	1802-2083-108	1	1802-2083-108	1	1802-2083-109
8KW	1	1802-2083-107	1	1802-2083-108	1	1802-2083-116	1	1802-2083-105	1	1802-2083-108	1	1802-2083-116	1	1802-2083-105
	1	1802-2083-110	1	1802-2083-111	1	1802-2083-120	1	1802-2083-113	1	1802-2083-111	1	1802-2083-114	1	1802-2083-113
<b>945</b>														
4KW	2	1802-2083-100	2	1802-2083-101	2	1802-2083-114	2	1802-2083-103	2	1802-2083-101	2	1802-2083-114	2	1802-2083-103
6KW	2	1802-2083-107	2	1802-2083-108	2	1802-2083-116	2	1802-2083-105	2	1802-2083-108	2	1802-2083-116	2	1802-2083-105
8KW	2	1802-2083-106	2	1802-2083-107	2	1802-2083-108	2	1802-2083-109	2	1802-2083-107	2	1802-2083-108	2	1802-2083-109
10KW	2	1802-2083-110	2	1802-2083-111	2	1802-2083-120	2	1802-2083-113	2	1802-2083-111	2	1802-2083-120	2	1802-2083-113
12KW	4	1802-2083-107	4	1802-2083-108	4	1802-2083-116	4	1802-2083-105	4	1802-2083-108	4	1802-2083-116	4	1802-2083-113
14KW	2	1802-2083-106	2	1802-2083-107	2	1802-2083-116	2	1802-2083-105	2	1802-2083-107	2	1802-2083-116	2	1802-2083-105
	2	1802-2083-107	2	1802-2083-108	2	1802-2083-108	2	1802-2083-109	2	1802-2083-108	2	1802-2083-108	2	1802-2083-109
16KW	2	1802-2083-107	2	1802-2083-108	2	1802-2083-116	2	1802-2083-105	2	1802-2083-108	2	1802-2083-116	2	1802-2083-105
	2	1802-2083-110	2	1802-2083-111	2	1802-2083-120	2	1802-2083-113	2	1802-2083-111	2	1802-2083-114	2	1802-2083-113

**58" AND LARGER HEATERS CONTACT FACTORY**

**LOUVERED PANELS**


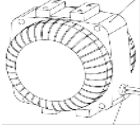








<b>DESERT TAN</b>	35"	4513-2114-T35	<b>NAVAJO WHITE</b>	35"	4513-2114-P35	<b>NORTHERN WHITE</b>	35"	4513-2114-W35	<b>STAT BRONZE</b>	35"	4513-2114-S35
	45"	4513-2114-T45		45"	4513-2114-P45		45"	4513-2114-W45		45"	4513-2114-S45
	58"	4513-2114-T58		58"	4513-2114-P58		58"	4513-2114-W58		58"	4513-2114-S58
	78"	4513-2114-T78		78"	4513-2114-P78		78"	4513-2114-W78		78"	4513-2114-S78
<b>ALUMINUM</b>	35"	4513-2114-A35	<b>BLACK</b>	35"	4513-2114-B35	<b>CHARCOL GREY</b>	35"	4513-2114-G35	<b>NEUTRAL GREY</b>	35"	4513-2114-N35
	45"	4513-2114-A45		45"	4513-2114-B45		45"	4513-2114-G45		45"	4513-2114-N45
	58"	4513-2114-A58		58"	4513-2114-B58		58"	4513-2114-G58		58"	4513-2114-N58
				78"	4513-2114-B78				78"	4513-2114-N78	

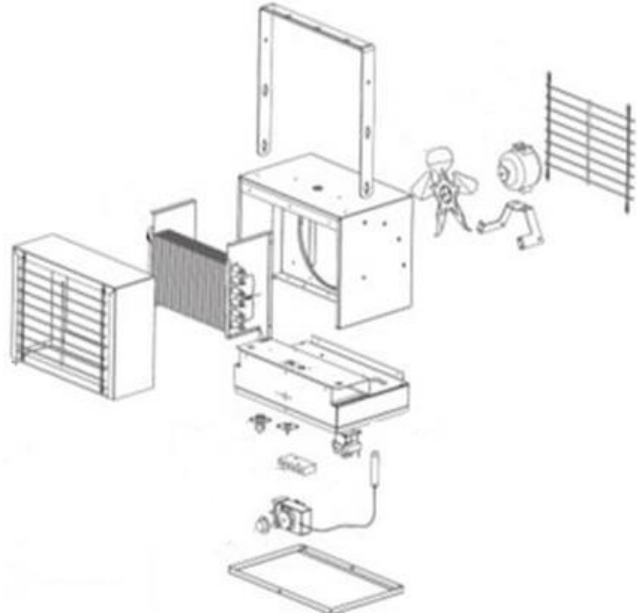
CU900 CONTINUED						
PRIMARY TRANSFORMER			SEC. TRANSFORMER	MOTORS		BLOWER WHEEL
						
POWER TR 490015007 490015020 490015023 490015025 490015026			490026910 MODELS WITH 24V CONTR.	3900-2032-000 CU935 CU968**	3900-2033-000 CU945 CU958 CU968** CU978*	490047001 ALL MODELS
DAMPER MOTOR			DAMPER RHEOSTAT		DAMPER RHEOSTAT KNOB	
						
490050001 MODELS WITH AIR DAMPER			410104001 MODELS WITH AIR DAMPER		482084001 MODELS WITH AIR DAMPER	
DAMPER ROCKER SW			THERMOSTAT SPST		THERMOSTAT 2STG	
						
410131001 MODELS WITH AIR DAMPER			410127001 SINGLE STAGE MODELS		5813-2008-000 TWO STAGE MODELS	
FAN AUTO RELAY (120V)			ON/OFF SW		AUTO HIGH LIMIT	
						
5216-2029-001 ALL MODELS			5216-2029-001 ALL MODELS		4520-2048-000 ALL MODELS	
FAN DELAY RELAY (120V)			HIGH/LOW SW		MANUAL LIMIT	
						
410101003 MODELS WITH 120V CONTROL			5216-2029-000 SINGLE STAGE MODELS		4520-2017-000 ALL MODELS	
FUSE			FAN DELAY RELAY (24V)		NIGHT SETBACK RELAY	
						
410171002 MODELS WITH 120V CONTROL			410101001 MODELS WITH 24V CONTROL		410101001 MODELS WITH 24V CONTROL	
FILTER			DISCONNECT SW		NOTES: * TAKES TWO MOTORS ** TAKES ONE OF EACH TYPE MOTOR	
						
481001017 ALL MODELS			30 AMP 60 AMP 100 AMP		5216-2033-000 5216-2033-001 5216-2033-002	
2010-7008-006 CU935			2010-7009-006 CU935		2010-7008-007 CU945	
2010-7008-007 CU945			2010-7009-007 CU945		2010-7008-008 CU958	
2010-7008-008 CU958			2010-7009-008 CU958		2010-7008-009 CU968	
2010-7008-009 CU968			2010-7009-009 CU968		2010-7008-010 CU978	
2010-7008-010 CU978			2010-7009-010 CU978		<i>Optional model with architectural styled grille shown</i>	















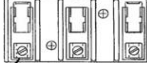

CU 900 SERIES STOCK MODELS					
ELEMENT		MOTOR		FILTER	
					
1802-2083-110 S93505203FFB S94510203FFB		3900-2032-000 S93505203FFB S93505243FFB S93505483FFB S93505603FFB		2010-7008-006 S93505203FFB S93505243FFB S93505483FFB S93505603FFB	
1802-2083-111 S93505243FFB S94510243FFB		3900-2033-000 S94510203FFB S94510243FFB S94510483FFB S94510603FFB		2010-7008-007 S94510203FFB S94510243FFB S94510483FFB S94510603FFB	
1802-2083-121 S93505603FFB S94510603FFB		490026910 ALL MODELS		4520-2017-000 ALL MODELS	
PRI. TRANSFORMER		SEC. TR (240/24V)		MANUAL RESET	
					
490015025 S93505483FFB S94510483FFB		490015026 S93505603FFB S94510603FFB		4520-2048-000 ALL MODELS	
PLUG BUTTON		T'STAT KNOB		LIMIT	
					
4506-2012-000 ALL MODELS		3301-2020-001 ALL MODELS		5216-2028-000 ALL MODELS	
THERMOSTAT		BLOWER WHEEL		DOOR SW.	
					
410127001 ALL MODELS		490047001 ALL MODELS		5216-2029-001 ALL MODELS	
TIME DELAY RELAY		FAN DELAY RELAY		FUSE	
					
410101001 ALL MODELS		410171001 ALL MODELS		CAPACITOR	
410101001 ALL MODELS		410101001 ALL MODELS			
1432-0002-003 S93505203FFB S93505243FFB S93505483FFB S93505603FFB S94510243FFB S94510483FFB S94510603FFB		1432-0002-001 S94510203FFB			





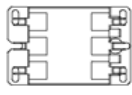
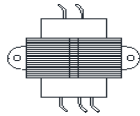
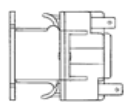

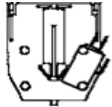




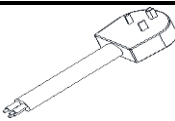






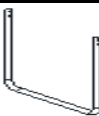
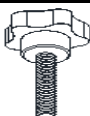


**COMPACT FREEZE PROTECTION HEATERS PHFP25**

ELEMENT	MOTOR	FAN BLADE	FAN RELAY	RELAY
				
<b>1802-11002-000</b> CHPR25	<b>3900-11007-000</b> CHPR25	<b>1210-2017-000</b> CHPR25	<b>410171003</b> CHPR25	<b>1414-2038-000</b> CHPR25
THERMOSTAT	NOB	HI LIMIT	POWER BLOCK	MT. BRACKET
				
<b>5813-2091-000</b> CHPR25	<b>3301-2053-000</b> CHPR25	<b>1414-2037-000</b> CHPR25	<b>5823-0004-005</b> CHPR25	<b>310876001</b> CHPR25



IUH SERIES									
ELEMENT			FAN BLADE		MOTOR		RELAY		
									
302006804 UH520 UH520A	302006811 UH727 UH727A	302006842 UH1534 UH1560	1210-2017-000 UH520 UH520A UH524 UH524A	490011001 UH1020 UH1024 UH1027 UH1034 UH1048 UH1060 UH1520 UH538A UH548 UH548A UH560 UH560A UH720 UH720A UH724 UH724A UH727 UH727A UH734 UH734A UH748 UH748A UH760 UH760A	3900-2008-000 UH520 UH520A UH524 UH524A UH534 UH534A UH538 UH538A UH548 UH548A UH560 UH560A UH720 UH720A UH724 UH724A	490059004 UH1020 UH1024 UH1027 UH1034 UH1048 UH1060 UH1520 UH1524 UH1527 UH1534 UH1548 UH1560 UH560A UH720 UH720A UH724 UH724A	5018-0004-102 UH520A UH524A UH538 UH538A UH548 UH548A UH560 UH560A UH720 UH724 UH748 UH748A UH760 UH760A UH1034	5018-0003-002 UH534 UH534A UH734 UH734A UH1534	5018-0005-006 UH1020 UH1024 UH1027 UH1048 UH1060 UH1520 UH1524 UH1548 UH1560 UH2034 UH2048 UH2060 UH2548 UH2560 UH3048 UH3060
302006807 UH524 UH524A UH548 UH548A	302006840 UH734 UH734A UH760 UH760A	302006829 UH2548 302006843 UH2560 302006822 UH3048 302006844 UH3060	UH534 UH534A UH538 UH538A UH548 UH548A UH560 UH560A UH720 UH720A UH724 UH724A UH727 UH727A UH734 UH734A UH748 UH748A UH760 UH760A	490011002 UH2034 UH2048 UH2060 490013001 UH2548 UH2560 490013002 UH3048 UH3060	3900-2008-001 UH727 UH727A	490059006 UH2548 UH2560 UH3048 UH3060	UH560 UH560A UH724 UH724A UH748 UH748A UH760 UH760A UH1034	5018-0004-103 UH727 UH727A	
302006839 UH534 UH534A UH560 UH560A	302006812 UH1020 UH1527 302006813 UH1024 UH1048 UH1520 UH2048		UH538A UH548 UH548A UH560 UH560A UH720 UH720A UH724 UH724A UH727 UH727A UH734 UH734A UH748 UH748A UH760 UH760A						
302006848 UH538 UH538A	UH1024 UH1048 UH1520 UH2048		UH538A UH548 UH548A UH560 UH560A UH720 UH720A UH724 UH724A UH727 UH727A UH734 UH734A UH748 UH748A UH760 UH760A						
302006809 UH720 UH720A	302006814 UH1027 UH1524 UH1548		UH538A UH548 UH548A UH560 UH560A UH720 UH720A UH724 UH724A UH727 UH727A UH734 UH734A UH748 UH748A UH760 UH760A						
302006810 UH724 UH724A UH748 UH748A	302006841 UH1034 UH1060 UH2034 UH2060		UH538A UH548 UH548A UH560 UH560A UH720 UH720A UH724 UH724A UH727 UH727A UH734 UH734A UH748 UH748A UH760 UH760A						
LIGHT	FUSE BLOCK	FUSE	CAPACITOR	HI LIMIT	FAN DELAY	TRANSFORMER			
									
3510-2017-003 UH524A UH724A	480099002 UH1020 UH1024 UH1520 480099003 UH1520 UH1524 480096000 UH1527 480099001 UH1534 UH2034 2025-0001-000 UH2034	481001003 UH1020 UH1024 UH1520 UH1534 UH2034 481001006 UH1520 UH1524 481001023 UH1527 2019-7002-007 UH2034	1432-0002-003 UH2548 UH2560 UH3048 UH3060	410027000 ALL MODELS	410148000 ALL MODELS	490015017 UH534 UH534A UH734 UH734A 490015014 UH538 UH538A 490056001 UH548 UH548A UH748 UH748A	490015013 UH560 UH560A UH760 UH760A 490015009 UH1027 UH1527 490015019 UH1034 UH1534 UH2034	490015010 UH1048 UH1548 UH2048 490015012 UH1060 UH1560 UH2060 490015008 UH2548 UH3048 490015015 UH2560 UH3060	
LOUVER			LOUVER SPRING	HOLE PLUG	MT. BRACKET	POWER BLOCK			
QUANTITY 5 & 7.5KW (4) 10 THRU 20KW (6) 25 & 30KW (9)									
3503-2004-010 UH520 UH520A UH524 UH524A UH534 UH534A UH538 UH538A UH548 UH548A UH560 UH560A UH720 UH720A UH724 UH724A UH727 UH727A UH734 UH734A UH748 UH748A UH760 UH760A	3503-2004-011 UH1020 UH1024 UH1027 UH1034 UH1048 UH1060 UH1520 UH1524 UH1527 UH1534 UH1560 UH2034 UH2048 UH2060	3503-2004-012 UH2548 UH2560 UH3048 UH3060	5208-7005-001 ALL MODELS	29214-11621 UH520 UH520A UH524 UH524A UH534 UH534A UH538 UH538A UH548 UH548A UH560 UH560A UH720 UH720A UH724 UH724A UH727 UH727A UH734 UH734A UH748 UH748A UH760 UH760A	310876001 UH520 UH520A UH524 UH524A UH534 UH534A UH538 UH538A UH548 UH548A UH560 UH560A UH720 UH720A UH724 UH724A UH727 UH727A UH734 UH734A UH748 UH748A UH760 UH760A	5823-0004-000 UH520 UH520A UH524 UH524A UH534 UH534A UH538 UH538A UH548 UH548A UH560 UH560A UH720 UH720A UH724 UH724A UH727 UH727A UH734 UH734A UH748 UH748A UH760 UH760A 5823-0004-005 UH734 UH734A	480100001 UH1020 UH1024 UH1027 UH1034 UH1048 UH1060 UH1520 UH1524 UH1527 UH1534 UH1548 UH1560 UH2034 UH2048 UH2060 480034002 UH2548 UH2560 UH3048 UH3060		

### MEDH SERIES

ELEMENT SMALL		ELEMENT LARGE		MOTOR	CONTACTOR	TRANSFORMER	FAN RELAY
							
<b>1802-11001-000</b> DH1583A DH1583B	<b>1802-11001-001</b> DH1583A DH1583B	<b>3900-11002-000</b> DH1021A DH1021CKA DH1021CKB DH1521A DH1521B DH1523A DH1523B DH1583A DH1583B		<b>5018-0006-000</b> DH1543A DH1543B DH3043A DH3043B		<b>5814-0003-002</b> DH1543A DH1543B DH3043A DH3043B	
<b>1802-11001-002</b> DH1021A DH1021CKA DH1021CKB DH1521A DH1521B DH1523A DH1523B DH1543A DH1543B DH3043A DH3043B		<b>1802-11001-003</b> DH1021A DH1021CKA DH1021CKB DH1521A DH1521B DH1523A DH1523B DH1543A DH1543B DH3043A DH3043B		<b>3900-11002-001</b> DH1543A DH1543B DH3043A DH3043B		<b>5018-0006-002</b> DH1021A DH1021CKA DH1021CKB DH1523A DH1523B DH1583A DH1583B	
<b>5018-0006-004</b> DH1521A DH1521B							
FAN BLADE		AUXILIARY SWITCH		THERMOSTAT	CAPACITOR	GUARD REAR	GUARD FRONT
							
<b>1210-0098-001</b> ALL MODELS		<b>5216-10564-000</b> ALL MODELS		<b>5813-2059-000</b> ALL MODELS		<b>1432-0002-003</b> ALL MODELS	
<b>2504-11004-000</b> ALL MODELS		<b>2504-11005-000</b> ALL MODELS					
CORD		FUSE		FUSE BLOCK	HI LIMIT	SHAFT CAP	WHEEL
							
<b>1016-10593-000</b> DH1021CKA DH1021CKB		<b>2019-7008-077</b> DH1521A DH1521B		<b>480030007</b> DH1521A DH1521B		<b>410029000</b> ALL MODELS	
<b>1408-11002-000</b> ALL MODELS		<b>6406-11001-000</b> ALL MODELS					
HANDLE		CART KNOB		THERMOSTAT KNOB			
							
<b>2710-11001-000</b> ALL MODELS		<b>3301-11003-000</b> ALL MODELS		<b>3301-11018-002</b> ALL MODELS			
							

MSDH

MODEL	ELEMENT (11)	ELEMENT (12)	MOTOR (16)	CONTACTOR (20)
SDH3043	118-304793-011 (3)	118-304793-013 (3)	193-121843-232	072-304551-008
SDH3093	118-304793-012 (3)	118-304793-014 (3)	193-121843-233	072-304551-008
SDH4843	118-304793-011 (3)	118-304793-013 (6)	193-121843-232	072-304551-008 (2)
SDH4893	118-304793-012 (3)	118-304793-014 (6)	193-121843-233	072-304551-008 (2)
SDH6043	118-304793-011 (6)	118-304793-013 (6)	193-121843-232	072-304551-008 (2)
SDH6093	118-304793-012 (6)	118-304793-014 (6)	193-121843-233	072-304551-008 (2)
MODEL	TRANSFORMER (21)	FUSE BLOCK (80)	FUSE (81)	TERM. BLOCK (84)
SDH3043	315-304252-001	NA	NA	NA*
SDH3093	315-304252-003	NA	NA	NA*
SDH4843	315-304252-001	129-025643-001	128-026510-005 (3)	303-047468-004
SDH4893	315-304252-003	129-025643-001	128-026510-005 (3)	303-047468-004
SDH6043	315-304252-001	129-025643-001 (2)	128-026510-006 (6)	303-047468-004
SDH6093	315-304252-003	129-025643-001 (2)	128-026510-006 (6)	303-047468-004

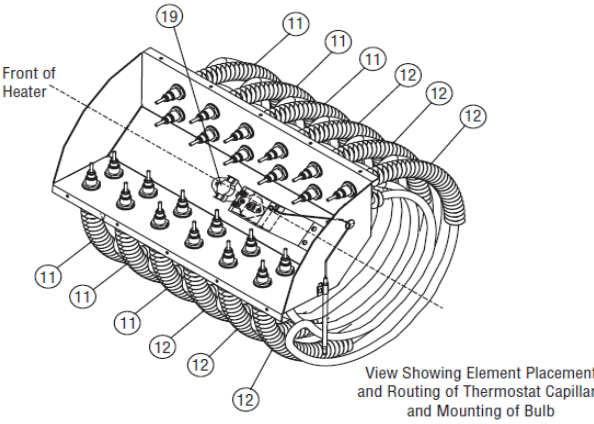
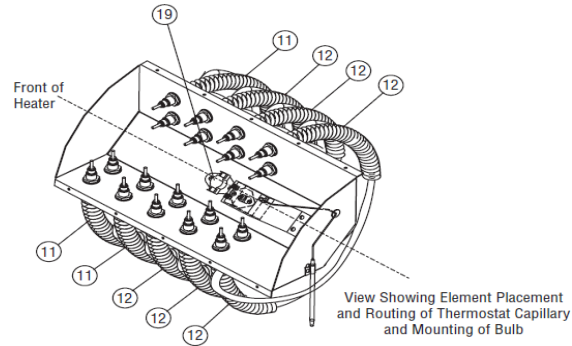
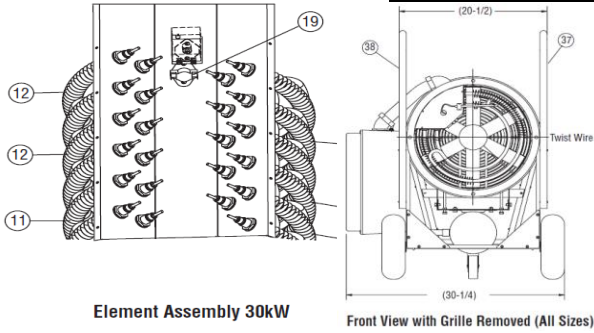
PARTS COMMON TO ALL UNITS

TEMPERATURE CONTROL (18)	300-019560-002
HI-LIMIT (19)	300-049200-004
TOGGLE SWITCH (23)	292-046123-001
BLOWER ASSEMBLY (32)	021-304823-009
INLET & OUTLET GRILLE (33)	134-304780-002 (2)
CASTER/LOCKING (36)	375-122535-007
HANDLE-RIGHT SIDE (37)	139-304779-003
HANDLE-LEFT SIDE (38)	139-304479-004
SEMPNEUMATIC WHEEL (45)	333-557518-004 (2)
PULLEY VAR. PITCH 7/8" (77)	225-305091-004
PULLEY VAR. PITCH 5/8" (78)	225-305091-003
PULLEY BELT (79)	017-049702-009
PILOT LIGHT-GREEN (86)	213-122066-043
PILOT LIGHT-AMBER (87)	213-122066-042
THERMOSTAT KNOB (94)	169-017949-004

NOTES:

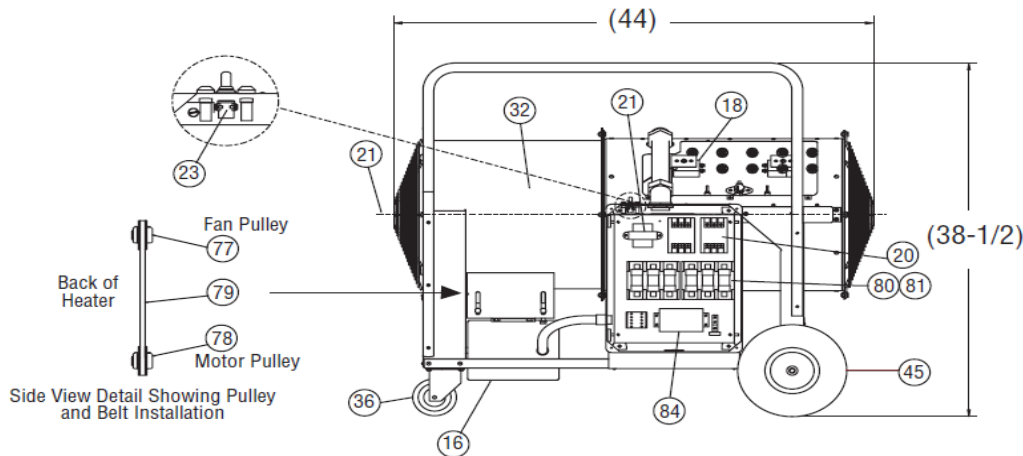
(#) QUANTITY REQ.

\* WIRED DIRECTLY TO CONTACTOR



Element Assembly 48kW

Element Assembly 60kW










Side View shown with Heater and Control Terminal Box Covers Removed  
All Sizes







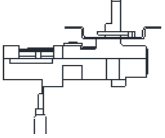
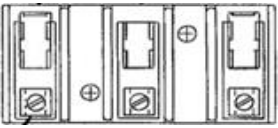


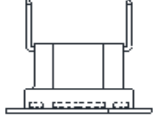


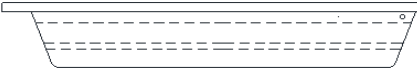




MUH CONTINUED

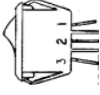


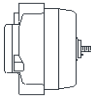

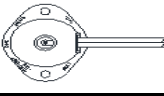



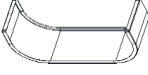
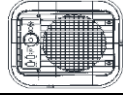






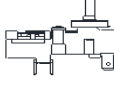
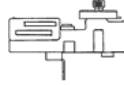
CONTROL BOARD			POWER BLOCK		
					
<b>5823-0001-000</b> MUH0321 MUH0371 MUH0381 MUH0521 MUH0571 MUH0581	<b>5823-0002-000</b> MUH0331 MUH0341 MUH0361 MUH0521MG MUH0531 MUH0541 MUH0561 MUH0581MG MUH072 MUH073 MUH074 MUH076 MUH077 MUH078 MUH102 MUH103 MUH104 MUH106 MUH107 MUH108 MUH152 MUH154 MUH156 MUH158	MUH202 MUH204 MUH206 MUH208 MUH252 MUH254 MUH254A MUH256 MUH302 MUH304 MUH304A MUH306 MUH308 MUH402 MUH404 MUH406 MUH502 MUH504 MUH506 MUH508	<b>5823-0004-000</b> MUH0321 MUH0331 MUH0341 MUH0361 MUH0371 MUH0381 MUH0521 MUH0521MG MUH0531 MUH0541 MUH0561 MUH0571 MUH0581 MUH0581MG MUH072 MUH073	MUH074 MUH076 MUH077 MUH078 MUH102 MUH103 MUH104 MUH106 MUH107 MUH108 MUH154 MUH156 MUH204 MUH206 MUH256 MUH306	<b>5823-0004-001</b> MUH152 MUH254 MUH254A MUH304 MUH304A
				<b>5823-0004-002</b> MUH202 MUH208 MUH252 MUH404 MUH406 MUH504 MUH506	<b>5823-0004-003</b> MUH158 MUH302
				<b>5823-0005-000</b> MUH308 MUH402 MUH502 MUH508	
<b>LOUVERS</b>			<b>LOUVER SPRING</b>	<b>FUSE BLOCK</b>	<b>FUSE</b>
QUANTITY 3&5KW (5) 7 THRU 20KW (6) 25 THRU 50KW (9)					
<b>3503-2004-106</b> MUH0321 MUH0331 MUH0341 MUH0361 MUH0371 MUH0381 MUH0521 MUH0521MG MUH0531 MUH0541 MUH0561 MUH0571 MUH0581 MUH0581MG	<b>3503-2004-101</b> MUH072 MUH073 MUH074 MUH076 MUH077 MUH078 MUH102 MUH103 MUH104 MUH106 MUH107 MUH108 MUH152 MUH154 MUH156 MUH158 MUH202 MUH204 MUH206 MUH208	<b>3503-2004-108</b> MUH252 MUH254 MUH254A MUH256 MUH302 MUH304 MUH304A MUH306 MUH308 MUH402 MUH404 MUH406 MUH502 MUH504 MUH506 MUH508	<b>5208-7005-001</b> ALL MODELS	<b>2025-0002-000</b> MUH158 MUH208	<b>2019-0007-010</b> MUH158
				<b>480030004</b> MUH252 MUH302 MUH308 MUH402 MUH502 MUH508	<b>2019-0007-008</b> MUH208
				<b>2025-0001-000</b> MUH504 MUH506	<b>2019-7008-077</b> MUH252
				<b>2025-7004-000</b> MUH504 MUH506	<b>2019-7008-079</b> MUH302 MUH502
					<b>2019-7008-080</b> MUH308 MUH508
					<b>2019-7008-078</b> MUH402
					<b>2019-7002-008</b> MUH504
					<b>2019-7002-007</b> MUH506
					<b>2019-7002-012</b> MUH504
					<b>2019-7002-011</b> MUH506



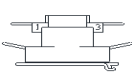

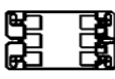



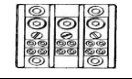

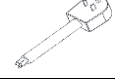









## MWUH SERIES

ELEMENT		MOTOR	FAN BLADE	KNOB	THERMOSTAT
					
<b>302006807</b> MWUH5004 MWUH5004A  <b>302006810</b> UH724ST UH724STA	<b>302006847</b> MWUH5008 MWUH5008A	<b>3900-2008-000</b> MWUH5004 MWUH5004A MWUH5008 MWUH5008A UH724ST UH724STA	<b>1210-2017-000</b> MWUH5004 MWUH5004A MWUH5008 MWUH5008A UH724ST UH724STA	<b>3301-2014-006</b> MWUH5004 MWUH5004A MWUH5008 MWUH5008A UH724ST UH724STA	<b>5813-2050-000</b> MWUH5004 MWUH5004A MWUH5008 MWUH5008A UH724ST UH724STA
POWER BLOCK		RELAY	HI LIMIT	FAN DELAY	LIGHT
					
<b>5823-0004-005</b> MWUH5004 MWUH5004A MWUH5008 MWUH5008A	<b>5823-0004-000</b> UH724ST UH724STA	<b>5018-0004-102</b> UH724ST UH724STA	<b>410027000</b> MWUH5004 MWUH5004A MWUH5008 MWUH5008A UH724ST UH724STA	<b>410148000</b> MWUH5004 MWUH5004A MWUH5008 MWUH5008A UH724ST UH724STA	<b>3510-2017-003</b> MWUH5004A UH724STA
LOUVERS		LOUVER SPRING	MT. BRACKET		
					
<b>3503-2004-009</b> MWUH5004 MWUH5004A MWUH5008 MWUH5008A	<b>3503-2004-010</b> UH724ST UH724STA	<b>5208-7005-001</b> MWUH5004 MWUH5004A MWUH5008 MWUH5008A UH724ST UH724STA	<b>310876001</b> MWUH5004 MWUH5004A MWUH5008 MWUH5008A UH724ST UH724STA		




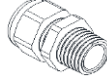
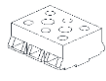
QPH4A & MUH35 SERIES					
ROCKER SWITCH**	FAN BLADE		ELEMENT***		MOTOR
					
S99814893A000 MUH35 MUH35B MUH35C MUH35D PH4A PH4AB NPH4AB NPH4ABA	1210-2000-000 MUH35 MUH35B MUH35C MUH35D PH4 PH4A	1210-2000-001 PH4AB NPH4AB NPH4ABA	1802-0087-032 MUH35 MUH35B MUH35C MUH35D	1802-0087-038 PH4 PH4A PH4AB NPH4AB NPH4ABA	3900-2002-506 MUH35 MUH35B MUH35C MUH35D PH4 PH4A PH4AB NPH4AB NPH4ABA
FAN DELAY	MANUAL RESET			LIMIT	BUZZER
					
4520-0010-000 MUH35C MUH35D	4520-2017-000 MUH35B MUH35C PH4A	4520-11004-000 PH4AB NPH4AB	4520-11004-002 MUH35D NPH4ABA	4520-0011-000 MUH35 PH4	2714-11001-000 MUH35D
STAND	CONTROL COVER	GRILLE	GUARD	T'STAT KNOB	STAND KNOB**
					
5210-2000-002 MUH35B MUH35C MUH35D PH4A PH4AB NPH4AB NPH4ABA	1402-0336-000 MUH35 MUH35B MUH35C MUH35D PH4 PH4AB NPH4AB NPH4ABA	1402-2154-001 MUH35B MUH35C MUH35D PH4AB NPH4AB NPH4ABA	2504-0011-001 MUH35B MUH35C MUH35D PH4 PH4AB NPH4AB NPH4ABA	3301-2012-001 MUH35B MUH35C MUH35D PH4AB NPH4AB NPH4ABA	3301-2018-000 MUH35 MUH35B MUH35C MUH35D PH4AB NPH4AB NPH4ABA
LIGHT	CORD	THERMOSTAT			
					
3510-2007-000 MUH35B MUH35C MUH35D	1420-2028-000 PH4AB 1420-11012-000 NPH4AB NPH4ABA	5813-2018-000 MUH35 MUH35B MUH35C MUH35D PH4 PH4AB NPH4AB NPH4ABA	5813-0047-000 PH4		
NOTE * INDICATES QUANTITY					


TBX SERIES					
ELEMENT	MOTOR	TIME DELAY RELAY	CONTACTOR 30AMP	CONTACTOR 50AMP	THERMOSTAT
					
302006814 TBX754	490059004 ALL MODELS	410171003 ALL MODELS	5018-0003-002 ALL MODELS	5018-0006-002 ALL MODELS	5813-2059-000 ALL MODELS
302006813 TBX104					
					
490011001 ALL MODELS	410169001 ALL MODELS	480100001 ALL MODELS	1016-0193-800 ALL MODELS	1016-10593-000 ALL MODELS	3301-2053-000 ALL MODELS
					
1017-0004-000 ALL MODELS	2501-10513-800 ALL MODELS	2710-10586-000 ALL MODELS	2710-2012-800 ALL MODELS	6406-0002-000 ALL MODELS	1408-10584-000 ALL MODELS



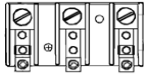



**QWD WASHDOWN CONTINUED**

CAPACITOR				STRAIGHT FITTING	SILICONE SEAL	TERMINAL BLOCK
					PICTURE NOT AVAILABLE	
1432-0002-001		1432-0002-003	1432-0002-004	1213-2009-000 ALL MODELS	5250-2001-000 ALL MODELS	5823-2006-000 ALL MODELS
WD02112A WD02212A WD02812A WD03112A WD03212A WD03232A WD03432A WD03812A WD03832A WD05212A WD05232A WD05412A WD05431A WD05432A WD05632A WD05812A	WD05832A WD07212A WD07232A WD07412A WD07432A WD07632A WD07812A WD07831A WD07832A WD10212A WD10232A WD10412A WD10432A WD10632A WD10832A	WD03712A WD05712A WD07712A WD10712A	WD12212A WD12232A WD12432A WD12632A WD12812A WD12832A WD15212A WD15232A WD15412A WD15432A WD15632A WD15812A WD15832A WD20232A WD20412A	WD20432A WD20632A WD25232A WD25432A WD25632A WD25832A WD30232A WD30431A WD30432A WD30631A WD30632A WD30832A WD39432A WD394632A		

GRILLE INLET	GRILLE OUTLET
	

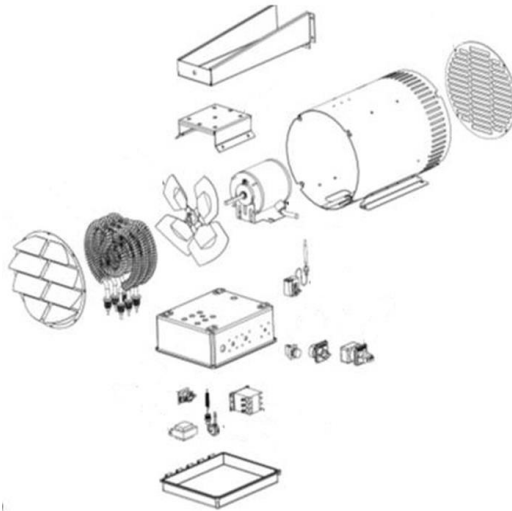
2504-11018-000		2504-11020-000		2504-11019-001		2504-11021-001	
WD02112A WD02212A WD02812A WD03112A WD03212A WD03232A WD03432A WD03712A WD03812A WD03832A WD05212A WD05232A WD05412A WD05431A WD05432A WD05632A WD05712A WD05812A	WD05832A WD07212A WD07232A WD07412A WD07432A WD07632A WD07712A WD07812A WD07831A WD07832A WD10212A WD10232A WD10412A WD10432A WD10632A WD10712A WD10832A	WD12212A WD12232A WD12432A WD12632A WD12812A WD12832A WD15212A WD15232A WD15412A WD15432A WD15632A WD15812A WD15832A WD20232A WD20412A	WD20432A WD20632A WD25232A WD25432A WD25632A WD25832A WD30232A WD30431A WD30432A WD30631A WD30632A WD30832A WD39432A WD394632A	WD02112A WD02212A WD02812A WD03112A WD03212A WD03232A WD03432A WD03712A WD03812A WD03832A WD05212A WD05232A WD05412A WD05431A WD05432A WD05632A WD05712A WD05812A	WD05832A WD07212A WD07232A WD07412A WD07432A WD07632A WD07712A WD07812A WD07831A WD07832A WD10212A WD10232A WD10412A WD10432A WD10632A WD10712A WD10832A	WD12212A WD12232A WD12432A WD12632A WD12812A WD12832A WD15212A WD15232A WD15412A WD15432A WD15632A WD15812A WD15832A WD20232A WD20412A	WD20432A WD20632A WD25232A WD25432A WD25632A WD25832A WD30232A WD30431A WD30432A WD30631A WD30632A WD30832A WD39432A WD394632A










POWER BLOCK			
			
5823-0004-002		480034002	
WD02112A WD02212A WD02812A WD03112A WD03212A WD03232A WD03432A WD03712A WD03812A WD03832A WD05212A WD05232A WD05412A WD05431A WD05432A WD05712A WD05812A	WD05812A WD05832A WD07212A WD07232A WD07412A WD07432A WD07712A WD07812A WD07831A WD07832A WD10212A WD10232A WD10412A WD10432A WD10712A WD10832A	WD12232A WD12432A WD12832A WD15232A WD15412A WD15432A WD15832A WD20412A WD20432A WD25432A WD30431A WD30432A WD39432A	WD12212A WD12632A WD12812A WD15212A WD15632A WD15812A WD20232A WD20632A WD25232A WD25632A WD25832A WD30232A WD30631A WD30632A WD30832A WD394632A

**Factory Installed Accessories**

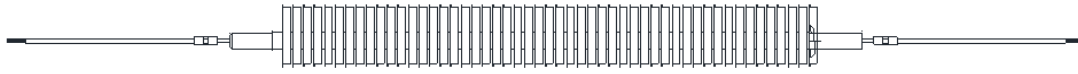
CATALOG NUMBER	DESCRIPTION
T	Thermostat
L	Pilot Light
S	Mode/Selector Switch
D	Disconnect Switch
E	Monel Element*
M	Manual Reset
P	Epoxy Coating

PART		PART NUMBER
THERMOSTAT	SM/MD UNITS	4529-11010-000
	LRG UNITS	4529-11010-001
PILOT LIGHT	120V CONTROL	4529-11009-002
	24V CONTROL	4529-11009-001
MODE SWITCH	SM/MD UNITS	4529-11011-000
	LRG UNITS	4529-11011-001
DISCONNECT SWITCH	40AMP	4529-11012-000
	60AMP	4529-11012-001
	100AMP	4529-11012-002
	125AMP	4529-11012-003
MONEL ELEMENT	CONTACT FACTORY	
MANUAL RESET	SM/MD UNITS	4529-11013-000
	LRG UNITS	4529-11013-001
EPOXY COATING	CONTACT FACTORY	



KCJ															
ELEMENT				LINEAR LIMIT			TR. RELAY								
															
1802-2056-003 J400B	1802-2044-001 J750B	1802-2044-014 J1007B	1802-2044-228 J1503B	4520-2018-000 J400B	4520-2018-003 J1000B	4520-2018-005 J1500B	5018-11003-003 J503B	410043007 J1006B							
1802-2056-001 J404B	1802-2044-210 J753B	1802-2044-016 J1008B	1802-2044-027 J1504B	J404B	J1003B	J1503B	J753B	J1256B							
1802-2056-000 J407B	1802-2044-009 J754B	1802-2044-023 J1250B	1802-2044-229 J1506B	J407B	J1004B	J1504B	J1003B	J1506B							
1802-2056-002 J408B	1802-2044-008 J757B	1802-2044-222 J1253B	1802-2044-026 J1507B	4520-2018-001 J408B	J1006B	J1506B	J1253B	J2006B							
1802-2044-043 J500B	1802-2044-010 J758B	1802-2044-021 J1254B	1802-2044-028 J1508B	4520-2018-001 J500B	4520-2018-004 J1250B	4520-2018-006 J2003B	J1507B	J2003B							
1802-2044-202 J503B	1802-2044-017 J1000B	1802-2044-223 J1256B	1802-2044-234 J2003B	J503B	J1253B	J2004B	J2006B	J2006B							
1802-2044-041 J504B	1802-2044-216 J1003B	1802-2044-020 J1257B	1802-2044-033 J2004B	4520-2018-002 J750B	J1254B	J2007B	J2007B	J2008B							
1802-2044-040 J507B	1802-2044-015 J1004B	1802-2044-022 J1258B	1802-2044-235 J2006B	J753B	J1256B	J2008B	J2007B	J2008B							
1802-2044-042 J508B	1802-2044-217 J1006B	1802-2044-029 J1500B	1802-2044-032 J2007B	J754B	J1257B	J2008B	J2008B	J2008B							
			1802-2044-034 J2008B	J757B	J1258B										
				J758B											
SWITCH		FRONT COVER				CONTROL COVER	THERMOSTAT								
															
5216-11007-000 J400B J404B J407B J408B J500B J504B J507B J508B J750B J754B J757B J758B J1000B J1004B		5216-2053-000 J503B J753B J1003B J1250B J1254B J1257B J1258B J1500B J1504B J1507B J1508B J2003B J2006B		1402-2192-006 J400B J404B J407B J408B 1402-2192-001 J500B J503B J504B J507B J508B 1402-2192-002 J750B J753B J754B J757B J758B		1402-2192-003 J1000B J1003B J1004B J1006B J1007B J1008B 1402-2192-004 J1250B J1253B J1254B J1256B J1257B J1258B		1402-2192-005 J1500B J1503B J1504B J1506B J1507B J1508B 1402-2192-007 J2003B J2004B J2006B J2007B J2008B		1402-11020-000 ALL MODELS			5813-0024-000 ALL MODELS		
															

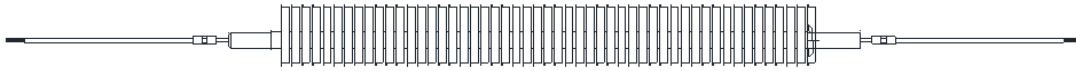
**SHA & DBA SERIES**



DISCRIPTION	PART NUMBERS					
	120V	208V	240V	277V	347V	600V
<b>*ELEMENT (100 WATTS/FT)</b>						
<b>28" HEATER</b>	1802-2001-047	1802-2001-048	1802-2001-049	NA	NA	NA
3'	1802-2001-053	1802-2001-054	1802-2001-055	1802-2001-056	NA	NA
4'	1802-2001-059	1802-2001-060	1802-2001-061	1802-2001-062	1802-2001-232	NA
5'	1802-2001-065	1802-2001-066	1802-2001-067	1802-2001-068	1802-2001-242	NA
6'	1802-2001-071	1802-2001-072	1802-2001-073	1802-2001-074	1802-2001-252	1802-2001-253
8'	NA	1802-2001-077	1802-2001-078	1802-2001-079	1802-2001-262	1802-2001-263
10'	NA	1802-2001-081	1802-2001-082	1802-2001-083	1802-2001-272	1802-2001-273
<b>*ELEMENT (125 WATTS/FT)</b>						
<b>28" HEATER</b>	1802-2001-085	1802-2001-086	1802-2001-048	1802-2001-049	NA	NA
3'	1802-2001-087	1802-2001-088	1802-2001-054	1802-2001-055	1802-2001-220	NA
4'	1802-2001-089	1802-2001-090	1802-2001-060	1802-2001-061	1802-2001-230	NA
5'	1802-2001-091	1802-2001-092	1802-2001-066	1802-2001-067	1802-2001-240	1802-2001-241
6'	1802-2001-093	1802-2001-094	1802-2001-072	1802-2001-073	1802-2001-250	1802-2001-251
8'	NA	1802-2001-095	1802-2001-077	1802-2001-078	1802-2001-260	1802-2001-261
10'	NA	1802-2001-096	1802-2001-081	1802-2001-082	1802-2001-270	1802-2001-271
<b>*ELEMENT (150 WATTS/FT)</b>						
<b>28" HEATER</b>	1802-2001-051	1802-2001-001	1802-2001-000	1802-2001-052	NA	NA
3'	1802-2001-057	1802-2001-007	1802-2001-006	1802-2001-058	1802-2001-218	NA
4'	1802-2001-063	1802-2001-013	1802-2001-012	1802-2001-064	1802-2001-228	NA
5'	1802-2001-069	1802-2001-019	1802-2001-018	1802-2001-070	1802-2001-238	1802-2001-239
6'	1802-2001-075	1802-2001-025	1802-2001-024	1802-2001-076	1802-2001-248	1802-2001-249
8'	NA	1802-2001-031	1802-2001-030	1802-2001-080	1802-2001-258	1802-2001-259
10'	NA	1802-2001-035	1802-2001-034	1802-2001-084	1802-2001-268	1802-2001-269
<b>*ELEMENT (188 WATTS/FT)</b>						
<b>28" HEATER</b>	1802-2001-005	1802-2001-002	1802-2001-001	1802-2001-000	NA	NA
3'	1802-2001-011	1802-2001-008	1802-2001-007	1802-2001-006	1802-2001-216	NA
4'	1802-2001-017	1802-2001-014	1802-2001-013	1802-2001-012	1802-2001-226	1802-2001-227
5'	1802-2001-023	1802-2001-020	1802-2001-019	1802-2001-018	1802-2001-236	1802-2001-237
6'	1802-2001-029	1802-2001-026	1802-2001-025	1802-2001-024	1802-2001-246	1802-2001-247
8'	NA	1802-2001-032	1802-2001-031	1802-2001-030	1802-2001-256	1802-2001-257
10'	NA	1802-2001-036	1802-2001-035	1802-2001-034	1802-2001-266	1802-2001-267
<b>*ELEMENT (250 WATTS/FT)</b>						
<b>28" HEATER</b>	1802-2001-004	1802-2001-003	1802-2001-002	1802-2001-001	1802-2001-202	NA
3'	1802-2001-010	1802-2001-009	1802-2001-008	1802-2001-007	1802-2001-214	NA
4'	1802-2001-016	1802-2001-015	1802-2001-014	1802-2001-013	1802-2001-224	1802-2001-225
5'	1802-2001-022	1802-2001-021	1802-2001-020	1802-2001-019	1802-2001-234	1802-2001-235
6'	1802-2001-028	1802-2001-027	1802-2001-026	1802-2001-025	1802-2001-244	1802-2001-245
8'	NA	1802-2001-033	1802-2001-032	1802-2001-031	1802-2001-254	1802-2001-255
10'	NA	1802-2001-037	1802-2001-036	1802-2001-035	1802-2001-264	1802-2001-265
* 1, 2 OR 3 ELEMENTS MAY BE REQUIRED. VOLTAGE AND WATTAGE ARE STAMPED ON END OF ELEMENTS. DIVIDE THE WATTAGE BY THE HEATER LENGTH (FEET) TO DETERMINE WATTS/FOOT OF ELEMENT. THEN USE THIS DATA TO DETERMINE PART NUMBER OF HEATING ELEMENT.						

DISCRIPTION	PART NUMBERS					
	120V	208V	240V	277V	347V	600V
<b>LINEAR LIMIT</b>						
<b>28" HEATER</b>	4520-0007-007	4520-0007-007	4520-0007-007	4520-0007-007	4520-0007-007	4520-0007-007
3'	4520-0007-008	4520-0007-008	4520-0007-008	4520-0007-008	4520-0007-008	4520-0007-008
4'	4520-0007-009	4520-0007-009	4520-0007-009	4520-0007-009	4520-0007-009	4520-0007-009
5'	4520-0007-010	4520-0007-010	4520-0007-010	4520-0007-010	4520-0007-010	4520-0007-010
6'	4520-0007-011	4520-0007-011	4520-0007-011	4520-0007-011	4520-0007-011	4520-0007-011
8'	NA	4520-0007-012	4520-0007-012	4520-0007-012	4520-0007-012	4520-0007-012
10'	NA	4520-0007-013	4520-0007-013	4520-0007-013	4520-0007-013	4520-0007-013
<b>DISCONNECT SW.</b>	<b>THERMOSTAT</b>	<b>TRANSFORMER</b>		<b>POWER RELAY</b>		
410170001	<b>2-STAGE</b> 5813-0023-000 <b>SINGLE POLE</b> 5813-0024-000	<b>120V</b> 5018-11003-000 <b>208/240V</b> 5018-11003-001	<b>277V</b> 5018-11003-002 <b>347V</b> 5018-11003-003	<b>24V</b> 5018-2006-000 <b>120V</b> 5018-2021-001	<b>208/240V</b> 5018-2006-002 <b>277V</b> 5018-2006-003	

**SLQDB SERIES**








DISCRPTION	PART NUMBERS					
	120V	208V	240V	277V	347V	600V
<b>*ELEMENT (100 WATTS/FT)</b>						
<b>28" HEATER</b>	1802-2001-047	1802-2001-048	1802-2001-049	NA	NA	NA
3'	1802-2001-053	1802-2001-054	1802-2001-055	1802-2001-056	NA	NA
4'	1802-2001-059	1802-2001-060	1802-2001-061	1802-2001-062	1802-2001-232	NA
5'	1802-2001-065	1802-2001-066	1802-2001-067	1802-2001-068	1802-2001-242	NA
6'	1802-2001-071	1802-2001-072	1802-2001-073	1802-2001-074	1802-2001-252	1802-2001-253
8'	NA	1802-2001-077	1802-2001-078	1802-2001-079	1802-2001-262	1802-2001-263
10'	NA	1802-2001-081	1802-2001-082	1802-2001-083	1802-2001-272	1802-2001-273
<b>*ELEMENT (125 WATTS/FT)</b>						
<b>28" HEATER</b>	1802-2001-085	1802-2001-086	1802-2001-048	1802-2001-049	NA	NA
3'	1802-2001-087	1802-2001-088	1802-2001-054	1802-2001-055	1802-2001-220	NA
4'	1802-2001-089	1802-2001-090	1802-2001-060	1802-2001-061	1802-2001-230	NA
5'	1802-2001-091	1802-2001-092	1802-2001-066	1802-2001-067	1802-2001-240	1802-2001-241
6'	1802-2001-093	1802-2001-094	1802-2001-072	1802-2001-073	1802-2001-250	1802-2001-251
8'	NA	1802-2001-095	1802-2001-077	1802-2001-078	1802-2001-260	1802-2001-261
10'	NA	1802-2001-096	1802-2001-081	1802-2001-082	1802-2001-270	1802-2001-271
<b>*ELEMENT (150 WATTS/FT)</b>						
<b>28" HEATER</b>	1802-2001-051	1802-2001-001	1802-2001-000	1802-2001-052	NA	NA
3'	1802-2001-057	1802-2001-007	1802-2001-006	1802-2001-058	1802-2001-218	NA
4'	1802-2001-063	1802-2001-013	1802-2001-012	1802-2001-064	1802-2001-228	NA
5'	1802-2001-069	1802-2001-019	1802-2001-018	1802-2001-070	1802-2001-238	1802-2001-239
6'	1802-2001-075	1802-2001-025	1802-2001-024	1802-2001-076	1802-2001-248	1802-2001-249
8'	NA	1802-2001-031	1802-2001-030	1802-2001-080	1802-2001-258	1802-2001-259
10'	NA	1802-2001-035	1802-2001-034	1802-2001-084	1802-2001-268	1802-2001-269
<b>*ELEMENT (188 WATTS/FT)</b>						
<b>24" HEATER</b>	1802-2001-038	1802-2001-039	1802-2001-040	1802-2001-041	1802-2001-200	NA
<b>28"</b>	1802-2001-005	1802-2001-002	1802-2001-001	1802-2001-000	NA	NA
3'	1802-2001-011	1802-2001-008	1802-2001-007	1802-2001-006	1802-2001-216	NA
4'	1802-2001-017	1802-2001-014	1802-2001-013	1802-2001-012	1802-2001-226	1802-2001-227
5'	1802-2001-023	1802-2001-020	1802-2001-019	1802-2001-018	1802-2001-236	1802-2001-237
6'	1802-2001-029	1802-2001-026	1802-2001-025	1802-2001-024	1802-2001-246	1802-2001-247
8'	NA	1802-2001-032	1802-2001-031	1802-2001-030	1802-2001-256	1802-2001-257
10'	NA	1802-2001-036	1802-2001-035	1802-2001-034	1802-2001-266	1802-2001-267
<b>LINEAR LIMIT</b>		<b>DISCONNECT SW.</b>	<b>THERMOSTAT</b>			
<b>28" HEATER</b>	4520-0007-007	410170001	<b>2-STAGE</b>	<b>SINGLE POLE</b>		
3'	4520-0007-008		5813-0023-000	410129002		
4'	4520-0007-009					
5'	4520-0007-010					
6'	4520-0007-011					
8'	4520-0007-012					
10'	4520-0007-013					

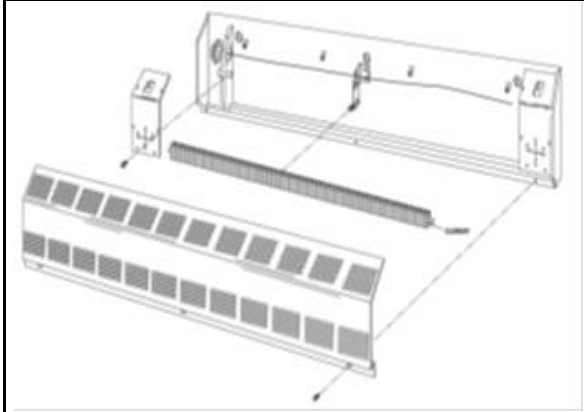
ST SERIES



DISCRIPTION	PART NUMBERS					
	120V	208V	240V	277V	347V	600V
<b>*ELEMENT (125 WATTS/FT)</b>						
<b>28" HEATER</b>	1802-2001-085	1802-2001-086	1802-2001-048	1802-2001-049	NA	NA
3'	1802-2001-087	1802-2001-088	1802-2001-054	1802-2001-055	1802-2001-220	NA
4'	1802-2001-089	1802-2001-090	1802-2001-060	1802-2001-061	1802-2001-230	NA
5'	1802-2001-091	1802-2001-092	1802-2001-066	1802-2001-067	1802-2001-240	1802-2001-241
6'	1802-2001-093	1802-2001-094	1802-2001-072	1802-2001-073	1802-2001-250	1802-2001-251
8'	NA	1802-2001-095	1802-2001-077	1802-2001-078	1802-2001-260	1802-2001-261
10'	NA	1802-2001-096	1802-2001-081	1802-2001-082	1802-2001-270	1802-2001-271
<b>*ELEMENT (188 WATTS/FT)</b>						
<b>28" HEATER</b>	1802-2001-005	1802-2001-002	1802-2001-001	1802-2001-000	NA	NA
3'	1802-2001-011	1802-2001-008	1802-2001-007	1802-2001-006	1802-2001-216	NA
4'	1802-2001-017	1802-2001-014	1802-2001-013	1802-2001-012	1802-2001-226	1802-2001-227
5'	1802-2001-023	1802-2001-020	1802-2001-019	1802-2001-018	1802-2001-236	1802-2001-237
6'	1802-2001-029	1802-2001-026	1802-2001-025	1802-2001-024	1802-2001-246	1802-2001-247
8'	NA	1802-2001-032	1802-2001-031	1802-2001-030	1802-2001-256	1802-2001-257
10'	NA	1802-2001-036	1802-2001-035	1802-2001-034	1802-2001-266	1802-2001-267
<b>*ELEMENT (250 WATTS/FT)</b>						
<b>28" HEATER</b>	1802-2001-004	1802-2001-003	1802-2001-002	1802-2001-001	1802-2001-202	NA
3'	1802-2001-010	1802-2001-009	1802-2001-008	1802-2001-007	1802-2001-214	NA
4'	1802-2001-016	1802-2001-015	1802-2001-014	1802-2001-013	1802-2001-224	1802-2001-225
5'	1802-2001-022	1802-2001-021	1802-2001-020	1802-2001-019	1802-2001-234	1802-2001-235
6'	1802-2001-028	1802-2001-027	1802-2001-026	1802-2001-025	1802-2001-244	1802-2001-245
8'	NA	1802-2001-033	1802-2001-032	1802-2001-031	1802-2001-254	1802-2001-255
10'	NA	1802-2001-037	1802-2001-036	1802-2001-035	1802-2001-264	1802-2001-265




DISCRIPTION	PART NUMBERS					
	120V	208V	240V	277V	347V	600V
<b>LINEAR LIMIT</b>						
<b>28" HEATER</b>	4520-2018-001	4520-2018-001	4520-2018-001	4520-2018-001	4520-2018-001	4520-2018-001
3'	4520-2018-002	4520-2018-002	4520-2018-002	4520-2018-002	4520-2018-002	4520-2018-002
4'	4520-2018-003	4520-2018-003	4520-2018-003	4520-2018-003	4520-2018-003	4520-2018-003
5'	4520-2018-004	4520-2018-004	4520-2018-004	4520-2018-004	4520-2018-004	4520-2018-004
6'	4520-2018-005	4520-2018-005	4520-2018-005	4520-2018-005	4520-2018-005	4520-2018-005
8'	NA	4520-2018-006	4520-2018-006	4520-2018-006	4520-2018-006	4520-2018-006
10'	NA	4520-2018-007	4520-2018-007	4520-2018-007	4520-2018-007	4520-2018-007
<b>DISCONNECT SW.</b>	<b>THERMOSTAT</b>	<b>TRANSFORMER RELAY</b>		<b>J-BOX COVER</b>	<b>FRONT COVER</b>	
						
DS	<b>2-STAGE</b> 5813-0023-000 <b>SINGLE POLE</b> 5813-0024-000	<b>120V</b> 5018-11003-000 <b>208/240V</b> 5018-11003-001	<b>277V</b> 5018-11003-002 <b>347V</b> 5018-11003-003	<b>ALL MODELS</b> 1402-2250-000	1402-2251-000 1402-2251-001 1402-2251-002 1402-2251-003 1402-2251-004 1402-2251-005 1402-2251-006	28" 3' 4' 5' 6' 8' 10'









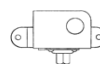


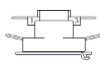
CSH, DSH, CPH, DPH, ADB, APH, & ASH SERIES



DISCRIPTION	PART NUMBERS					
	120V	208V	240V	277V	347V	600V
<b>*ELEMENT (125 WATTS/FT)</b>						
<b>28" HEATER</b>	1802-2001-085	1802-2001-086	1802-2001-048	1802-2001-049	NA	NA
3'	1802-2001-087	1802-2001-088	1802-2001-054	1802-2001-055	1802-2001-220	NA
4'	1802-2001-089	1802-2001-090	1802-2001-060	1802-2001-061	1802-2001-230	NA
5'	1802-2001-091	1802-2001-092	1802-2001-066	1802-2001-067	1802-2001-240	1802-2001-241
6'	1802-2001-093	1802-2001-094	1802-2001-072	1802-2001-073	1802-2001-250	1802-2001-251
8'	NA	1802-2001-095	1802-2001-077	1802-2001-078	1802-2001-260	1802-2001-261
10'	NA	1802-2001-096	1802-2001-081	1802-2001-082	1802-2001-270	1802-2001-271
<b>*ELEMENT (188 WATTS/FT)</b>						
<b>28" HEATER</b>	1802-2001-005	1802-2001-002	1802-2001-001	1802-2001-000	NA	NA
3'	1802-2001-011	1802-2001-008	1802-2001-007	1802-2001-006	1802-2001-216	NA
4'	1802-2001-017	1802-2001-014	1802-2001-013	1802-2001-012	1802-2001-226	1802-2001-227
5'	1802-2001-023	1802-2001-020	1802-2001-019	1802-2001-018	1802-2001-236	1802-2001-237
6'	1802-2001-029	1802-2001-026	1802-2001-025	1802-2001-024	1802-2001-246	1802-2001-247
8'	NA	1802-2001-032	1802-2001-031	1802-2001-030	1802-2001-256	1802-2001-257
10'	NA	1802-2001-036	1802-2001-035	1802-2001-034	1802-2001-266	1802-2001-267
<b>*ELEMENT (250 WATTS/FT)</b>						
<b>28" HEATER</b>	1802-2001-004	1802-2001-003	1802-2001-002	1802-2001-001	1802-2001-202	NA
3'	1802-2001-010	1802-2001-009	1802-2001-008	1802-2001-007	1802-2001-214	NA
4'	1802-2001-016	1802-2001-015	1802-2001-014	1802-2001-013	1802-2001-224	1802-2001-225
5'	1802-2001-022	1802-2001-021	1802-2001-020	1802-2001-019	1802-2001-234	1802-2001-235
6'	1802-2001-028	1802-2001-027	1802-2001-026	1802-2001-025	1802-2001-244	1802-2001-245
8'	NA	1802-2001-033	1802-2001-032	1802-2001-031	1802-2001-254	1802-2001-255
10'	NA	1802-2001-037	1802-2001-036	1802-2001-035	1802-2001-264	1802-2001-265

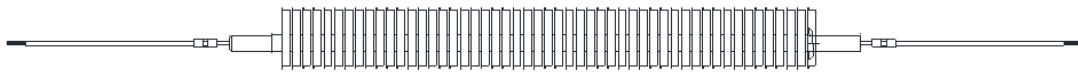
\* 1, 2 OR 3 ELEMENTS MAY BE REQUIRED. VOLTAGE AND WATTAGE ARE STAMPED ON END OF ELEMENTS. DIVIDE THE WATTAGE BY THE HEATER LENGTH (FEET) TO DETERMINE WATTS/FOOT OF ELEMENT. THEN USE THIS DATA TO DETERMINE PART NUMBER OF HEATING ELEMENT.




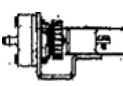

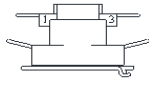


DISCRIPTION	PART NUMBERS					
	120V	208V	240V	277V	347V	600V
<b>LINEAR LIMIT</b>						
<b>28" HEATER</b>	4520-0007-007	4520-0007-007	4520-0007-007	4520-0007-007	4520-0007-007	4520-0007-007
3'	4520-0007-008	4520-0007-008	4520-0007-008	4520-0007-008	4520-0007-008	4520-0007-008
4'	4520-0007-009	4520-0007-009	4520-0007-009	4520-0007-009	4520-0007-009	4520-0007-009
5'	4520-0007-010	4520-0007-010	4520-0007-010	4520-0007-010	4520-0007-010	4520-0007-010
6'	4520-0007-011	4520-0007-011	4520-0007-011	4520-0007-011	4520-0007-011	4520-0007-011
8'	NA	4520-0007-012	4520-0007-012	4520-0007-012	4520-0007-012	4520-0007-012
10'	NA	4520-0007-013	4520-0007-013	4520-0007-013	4520-0007-013	4520-0007-013
<b>DISCONNECT SW.</b>	<b>THERMOSTAT</b>	<b>TRANSFORMER RELAY</b>		<b>24V TRANSFORMER</b>	<b>PNEUMATIC CONTROL</b>	
						
410170001	<b>2-STAGE</b> 5813-0023-000 <b>SINGLE POLE</b> 5813-0024-000	<b>120V</b> 5018-11003-000 <b>208/240V</b> 5018-11003-001	<b>277V</b> 5018-11003-002 <b>347V</b> 5018-11003-003	<b>208/240V PRIMARY</b> 490026001 <b>277V PRIMARY</b> 490026002	<b>ALL MODELS</b> 5216-7027-005	
<b>CIRCUIT BREAKER</b>	<b>POWER RELAY</b>					
						
<b>2-POLE, 30A</b> 1226-7009-013 <b>2-POLE, 60A</b> 1226-7009-010 <b>3-POLE, 30A</b> 1226-7009-005 <b>3-POLE, 60A</b> 1226-7009-002	<b>24V</b> 5018-2017-001 <b>120V</b> 5018-2021-001 <b>208/240V</b> 5018-2021-002	<b>277V</b> 410171003				



**DBSL SERIES**





DISCRPTION	PART NUMBERS					
	120V	208V	240V	277V	347V	600V
<b>*ELEMENT (100 WATTS/FT)</b>						
<b>28" HEATER</b>	1802-2001-047	1802-2001-048	1802-2001-049	NA	NA	NA
3'	1802-2001-053	1802-2001-054	1802-2001-055	1802-2001-056	NA	NA
4'	1802-2001-059	1802-2001-060	1802-2001-061	1802-2001-062	1802-2001-232	NA
5'	1802-2001-065	1802-2001-066	1802-2001-067	1802-2001-068	1802-2001-242	NA
6'	1802-2001-071	1802-2001-072	1802-2001-073	1802-2001-074	1802-2001-252	1802-2001-253
8'	NA	1802-2001-077	1802-2001-078	1802-2001-079	1802-2001-262	1802-2001-263
10'	NA	1802-2001-081	1802-2001-082	1802-2001-083	1802-2001-272	1802-2001-273
<b>*ELEMENT (125 WATTS/FT)</b>						
<b>28" HEATER</b>	1802-2001-085	1802-2001-086	1802-2001-048	1802-2001-049	NA	NA
3'	1802-2001-087	1802-2001-088	1802-2001-054	1802-2001-055	1802-2001-220	NA
4'	1802-2001-089	1802-2001-090	1802-2001-060	1802-2001-061	1802-2001-230	NA
5'	1802-2001-091	1802-2001-092	1802-2001-066	1802-2001-067	1802-2001-240	1802-2001-241
6'	1802-2001-093	1802-2001-094	1802-2001-072	1802-2001-073	1802-2001-250	1802-2001-251
8'	NA	1802-2001-095	1802-2001-077	1802-2001-078	1802-2001-260	1802-2001-261
10'	NA	1802-2001-096	1802-2001-081	1802-2001-082	1802-2001-270	1802-2001-271
<b>*ELEMENT (150 WATTS/FT)</b>						
<b>28" HEATER</b>	1802-2001-051	1802-2001-001	1802-2001-000	1802-2001-052	NA	NA
3'	1802-2001-057	1802-2001-007	1802-2001-006	1802-2001-058	1802-2001-218	NA
4'	1802-2001-063	1802-2001-013	1802-2001-012	1802-2001-064	1802-2001-228	NA
5'	1802-2001-069	1802-2001-019	1802-2001-018	1802-2001-070	1802-2001-238	1802-2001-239
6'	1802-2001-075	1802-2001-025	1802-2001-024	1802-2001-076	1802-2001-248	1802-2001-249
8'	NA	1802-2001-031	1802-2001-030	1802-2001-080	1802-2001-258	1802-2001-259
10'	NA	1802-2001-035	1802-2001-034	1802-2001-084	1802-2001-268	1802-2001-269
<b>*ELEMENT (188 WATTS/FT)</b>						
<b>24" HEATER</b>	1802-2001-038	1802-2001-039	1802-2001-040	1802-2001-041	1802-2001-200	NA
<b>28"</b>	1802-2001-005	1802-2001-002	1802-2001-001	1802-2001-000	NA	NA
3'	1802-2001-011	1802-2001-008	1802-2001-007	1802-2001-006	1802-2001-216	NA
4'	1802-2001-017	1802-2001-014	1802-2001-013	1802-2001-012	1802-2001-226	1802-2001-227
5'	1802-2001-023	1802-2001-020	1802-2001-019	1802-2001-018	1802-2001-236	1802-2001-237
6'	1802-2001-029	1802-2001-026	1802-2001-025	1802-2001-024	1802-2001-246	1802-2001-247
8'	NA	1802-2001-032	1802-2001-031	1802-2001-030	1802-2001-256	1802-2001-257
10'	NA	1802-2001-036	1802-2001-035	1802-2001-034	1802-2001-266	1802-2001-267
<b>*ELEMENT (250 WATTS/FT)</b>						
<b>28" HEATER</b>	1802-2001-004	1802-2001-003	1802-2001-002	1802-2001-001	1802-2001-202	NA
3'	1802-2001-010	1802-2001-009	1802-2001-008	1802-2001-007	1802-2001-214	NA
4'	1802-2001-016	1802-2001-015	1802-2001-014	1802-2001-013	1802-2001-224	1802-2001-225
5'	1802-2001-022	1802-2001-021	1802-2001-020	1802-2001-019	1802-2001-234	1802-2001-235
6'	1802-2001-028	1802-2001-027	1802-2001-026	1802-2001-025	1802-2001-244	1802-2001-245
8'	NA	1802-2001-033	1802-2001-032	1802-2001-031	1802-2001-254	1802-2001-255
10'	NA	1802-2001-037	1802-2001-036	1802-2001-035	1802-2001-264	1802-2001-265
						
<b>LINEAR LIMIT</b>	<b>DISCONNECT SW.</b>		<b>THERMOSTAT</b>	<b>P.E. SWITCH</b>		
<b>28" HEATER</b>	4520-0007-007	410170001	<b>2-STAGE</b>	410172001		
3'	4520-0007-008		5813-0023-000			
4'	4520-0007-009		<b>SINGLE POLE</b>			
5'	4520-0007-010		5813-0024-000			
6'	4520-0007-011					
8'	4520-0007-012					
10'	4520-0007-013					
						
<b>TRANSFORMER</b>	<b>POWER RELAY</b>					
<b>120V</b>	<b>277V</b>	<b>24V</b>	<b>208/240V</b>			
5018-11003-000	5018-11003-002	410171001	410171003			
<b>208/240V</b>	<b>347V</b>	<b>120V</b>				
5018-11003-001	5018-11003-003	410171002				



## ARL SERIES

### ELEMENT



**1802-7076-001**

L1511B

**1802-7076-008**

L4521B

**HE45240**

L4521

**1802-7076-003**

L2021B

**1802-7076-010**

L4541B

**HE45480**

L4541

**1802-7076-005**

L2041B

**1802-7076-011**

L4561B

**HE20240**

L6023

**1802-7076-006**

L2061B

**1802-7076-009**

L4571B

**HE20480**

L6043

**1802-7076-004**

L2071B

**1802-7076-007**

L4581B

**HE45480**

L13543

**1802-7076-002**

L2081B

### RELECTOR

**891755004**

L1511B

**891755002**

L4581B

L4541B

L4521B





**1.5KW Portable**



**4.5KW Portable**

**BRM SERIES**

**ELEMENT**



<b>1802-7076-002</b> M2081B M6083B	<b>1802-7076-007</b> M4581B M13583B	<b>1802-2110-007</b> M6043A	<b>HE45208</b> M4581 M13583	<b>HE20208</b> M6083
<b>1802-7076-003</b> M2021B M6023B	<b>1802-7076-008</b> M4521B M13523B	<b>1802-2110-009</b> M4581A M13583A	<b>HE45240</b> M4521 M13523	<b>HE20240</b> M6023
<b>1802-7076-004</b> M6071B	<b>1802-7076-009</b> M13571B	<b>1802-2110-011</b> M4521A M13523A	<b>HE45480</b> M4541 M13543	<b>HE20480</b> M6043
<b>1802-7076-005</b> M2041B M6043B	<b>1802-7076-010</b> M4541B M13543B	<b>1802-2110-015</b> M4541A M13543A	<b>HE45600</b> M13563	<b>HE20600</b> M6063
<b>1802-7076-006</b> M2061B M6063B	<b>1802-7076-011</b> M4561B M13563B	<b>1802-2110-016</b> M13563A		

**NOTES**

6KW AND 13.5KW UNITS TAKE THREE ELEMENTS




2.0 KW



6.0 KW Fixed



4.5 KW Fixed



13.5 KW Fixed w/Grille

**REFLECTOR**


<b>891755004</b> M6023B M6043B	<b>891755002</b> M13523B M13543B M4521B M4541B
--------------------------------------	--

## CRN SERIES

### ELEMENT







<b>1802-2115-001</b> N1011A	<b>1802-2115-013</b> N2001A	<b>1802-7077-001</b> N1011B	<b>1802-7077-009</b> N2001B
<b>1802-2115-004</b> N1021A	<b>1802-2115-015</b> N2021A	<b>1802-7077-003</b> N1021B	<b>1802-7077-010</b> N2021B
<b>1802-2115-006</b> N1031A	<b>1802-2115-017</b> N2031A	<b>1802-7077-002</b> N1081B	<b>1802-7077-012</b> N2031B
<b>1802-2115-005</b> N1071A	<b>1802-2115-016</b> N2071A	<b>1802-7077-004</b> N1511B	<b>1802-7077-011</b> N2071B
<b>1802-2115-008</b> N1501A	<b>1802-2115-018</b> N2501A	<b>1802-7077-006</b> N1521B	<b>1802-7077-013</b> N2501B
<b>1802-2115-007</b> N1511A	<b>1802-2115-020</b> N2521A	<b>1802-7077-008</b> N1531B	<b>1802-7077-014</b> N2521B
<b>1802-2115-010</b> N1521A	<b>1802-2115-022</b> N2531A	<b>1802-7077-007</b> N1571B	<b>1802-7077-016</b> N2531B
<b>1802-2115-012</b> N1531A	<b>1802-2115-021</b> N2571A	<b>1802-7077-005</b> N1581B	<b>1802-7077-015</b> N2571B
<b>1802-2115-011</b> N1571A			




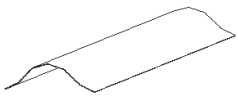


**FRR & CMRR SERIES**

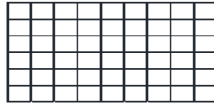


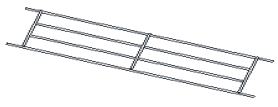
**ELEMENT**

			
1802-0070-509 RR22012A	1802-2113-501 RR41512A	1802-2119-500 RR10512A	1802-2151-001 RR26164
1802-0070-550 RR35724A	1802-2113-516 RR53024A	RR11012A	1802-2151-000 RR26168

**REFLECTOR**

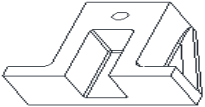



			
5007-2013-000 RR41512A	5007-2020-000 RR22012A	5007-2021-000 RR10512A	5007-2027-000 RR26164
5007-2013-001 RR53024A	5007-2020-001 RR35724A	RR11012A	RR26168

**WIRE GUARD**

			
2504-2014-000 RR35724A	2504-2015-000 RR22012A	2504-2016-000 RR41512A	2504-2017-000 RR10512A
		2504-2016-001 RR53024A	RR11012A
		2504-2016-002 RR26164	
		RR26168	

**CERAMIC BLOCK**

**SWITCH**

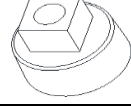

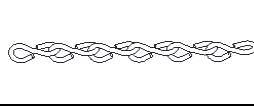

			
1224-0049-000 RR22012A	1224-2006-000 RR10512A	410024000 RR11012A	5216-11009-000 RR22012A
RR26164	RR11012A		RR35724A
RR26168			
RR35724A			


**ELEMENT BUSHING**

**CORD**



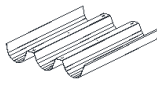




**CHAIN 4'**

**"S" HOOKS**








			
1213-0070-000 RR22012A	1420-2016-000 RR10512A	1404-2000-001 RR10512A	2706-2000-000 RR10512A
RR26164	RR41512A	RR11012A	RR11012A
RR26168	1420-2016-008 RR11012A	RR22012A	RR22012A
RR35724A	1420-2016-002 RR22012A	RR35724A	RR35724A
	1420-2031-000 RR35724A	RR41512A	RR41512A
	1420-2016-001 RR53024A	RR53024A	RR53024A



**FRP/FRS SERIES RADIANT HEATERS**

ELEMENTS					REFLECTOR			
								
PART NUMBER	TYPE	VOLTS	WATTS	USED WITH FIXTURE	5007-2003-000 RP223ASA RS223ASA	5007-2003-001 RP233ASA RS233ASA	5007-2003-002 RP243ASA RS243ASA	
1802-0069-010 1802-2140-004 1802-0069-016 1802-0069-017 1802-2140-001 1802-0069-020	METAL SHEATH	208 240 277 347 480 600	850	RP22 RS22 RP32 RS32	5007-2010-000 RP2235A RS2235A	5007-2010-001 RP2335A RS2335A	5007-2010-002 RP2435A RS2435A	
1802-0070-001 1802-0070-002 1802-0070-003 NA	QUARTS TUBE	208 240 277 NA	1000		5007-2011-000 RP226ASA RS226ASA	5007-2011-001 RP236ASA RS236ASA	5007-2011-002 RP246ASA RS246ASA	
1802-2114-001 1802-2114-003 1802-2114-004 1802-2114-005 1802-2114-007 1802-2114-008	QUARTS LAMP	208 240 277 347 480 600	1600		5007-2009-000 RP2265A RP2295A RS2265A RS2295A	5007-2009-001 RP2365A RP2395A RS2365A RS2395A	5007-2009-002 RP2465A RP2495A RS2465A RS2495A	
					5007-2008-000 RP323ASA RS323ASA	5007-2008-001 RP333ASA RS333ASA	5007-2008-002 RP343ASA RS343ASA	
1802-0069-006 1802-0069-005 1802-0069-004 1802-0069-023 1802-2140-002 1802-0069-026	METAL SHEATH	208 240 277 347 480 600	1500		RP23 RS23 RP33 RS33	5007-2017-000 RP3235A RS3235A	5007-2017-001 RP3335A RS3335A	5007-2017-002 RP3435A RS3435A
1802-0070-008 1802-0070-005 1802-0070-006 1802-0070-017 1802-0070-019 1802-0070-020	QUARTS TUBE	208 240 277 347 480 600	1500			5007-2018-000 RP326ASA RP3295A RS326ASA RS3295A	5007-2018-001 RP336ASA RP3395A RS336ASA RS3395A	5007-2018-002 RP346ASA RP3495A RS346ASA RS3495A
1802-2114-009 1802-2114-011 1802-2114-012 1802-2114-013 1802-2114-015 1802-2114-016	QUARTS LAMP	208 240 277 347 480 600	2500	5007-2016-000 RP3265A RP3295A RS3265A RS3295A		5007-2016-001 RP3365A RP3395A RS3365A RS3395A	5007-2016-002 RP3465A RP3495A RS3465A RS3495A	
								
1802-0069-009 1802-0069-008 1802-0069-007 1802-0069-029 1802-2140-003 1802-0069-032	METAL SHEATH	208 240 277 347 480 600	2000	ALL MODELS 1213-0070-000		ALL MODELS 1224-0049-000		
1802-0070-030 1802-0070-032 1802-0070-033 1802-0070-034 1802-0070-036 1802-0070-037	QUARTS TUBE	208 240 277 347 480 600	2000	RP24 RS24 RP34 RS34				
1802-2114-021 1802-2114-023 1802-2114-024	QUARTS LAMP	347 480 600	3650					
					<p><b>NOTES</b></p> <p>* FOUR REQUIRED ON 2 ELEMENT AND SIX FOR 3 ELEMENT FIXTURES</p>			
								

## HRK SERIES


ELEMENT		REFLECTOR	
			
<b>1802-2113-501</b> RK41512A	<b>1802-2113-515</b> RK53020A	<b>5007-2013-000</b> RK41512A RK42020A RK42024A RK42027A RK42034A RK42048A RK42060A	<b>5007-2013-001</b> RK53020A RK53024A RK53027A RK53034A RK53048A RK53060A
<b>1802-2113-509</b> RK42020A	<b>1802-2113-516</b> RK53024A		
<b>1802-2113-510</b> RK42024A	<b>1802-2113-517</b> RK53027A		
<b>1802-2113-511</b> RK42027A	<b>1802-2113-518</b> RK53034A		
<b>1802-2113-512</b> RK42034A	<b>1802-2113-519</b> RK53048A		
<b>1802-2113-513</b> RK42048A	<b>1802-2113-520</b> RK53060A		
<b>1802-2113-514</b> RK42060A			
<b>CHAIN 2 REQ.</b>	<b>"S" HOOK 4 REQ.</b>		
			
<b>1404-2000-001</b> ALL MODELS	<b>2706-2000-000</b> ALL MODELS	<b>1402-2275-000</b> ALL MODELS	<b>1402-2275-001</b> ALL MODELS
			


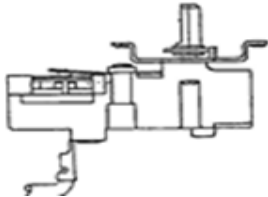



QHRA & QVRC SERIES		
ELEMENT	QHRA66	QHRA11
PICTURE NOT AVAILABLE		
<b>IFCQL115A</b> HRA11115W HRARC11115W	<b>IFCQL420A</b> HRA66420BA VRC4420SG VRC4440DWG VRC4440DTG	
<b>2 ELEMENTS REQ ON 4000 WATT MODELS</b>		
QVRC4440DWG	QVRC4440DTG	QVRC4420SG
		

## RCC COVE HEATERS (C & D SERIES)

### PARTS KIT\*



<b>WHITE</b> 3303-2032-000	<b>DOVE GRAY</b> 3303-2032-001	<b>DESERT TAN</b> 3303-2032-002
<b>CENTER SUP BRACKET**</b>	<b>THERMOSTAT</b>	<b>THERMOSTAT KNOB</b>
		
<b>ALL MODELS</b> 1215-2309-000	<b>ALL MODELS</b> 410129001	<b>ALL MODELS</b> 3301-2020-006





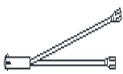

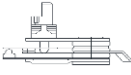


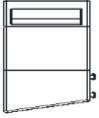


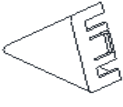



**NOTES**


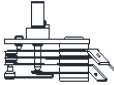



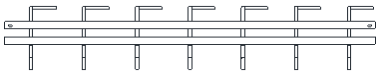






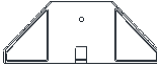


**REPLACE HEATER IF FRONT COVER OR ELEMENT IS NEEDED**

**\* PARTS KIT INCLUDES MOUNTING BRACKETS, MOUNTING TEMPLATE, AND END CAPS**

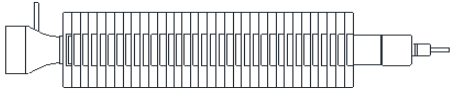
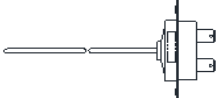
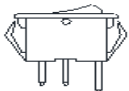
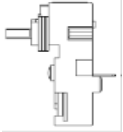
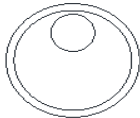


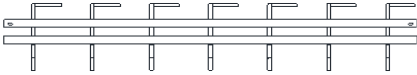
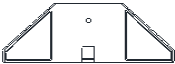

**\*\* 1500 & 1800 WATT MODELS TAKE TWO CENTER SUPPORT BRACKETS**




FBE SERIES					
ELEMENT		SWITCH			LIGHT
					
1802-2087-000 FBE15002C FBE15002CA		5216-2007-000 FBE1000A FBE1200 FBE1250A	5216-2010-000 FBE15002 FBE15002A	5216-2027-000 FBE15002B FBE15002C FBE15002CA	3510-2008-001 FBE1504C
LIMIT	THERMOSTAT	KNOB		FACE PLATE	
					
4520-2011-004 FBE1500C FBE15002A FBE15002B FBE15002C FBE15002CA	5813-2058-001 FBE1200 FBE1200C FBE1500C FBE15002B FBE15002C FBE15002CA FBE1504C	3301-2017-000 FBE1000A FBE1250A FBE15002 FBE15002A	3301-2011-003 FBE1200 FBE1200C FBE1500C FBE15002B FBE15002C FBE15002CA FBE1504C	1402-2122-139 FBE1000A	1402-2122-136 FBE15002
				1402-2122-141 FBE1200	1402-2122-138 FBE15002A
				1402-2122-125 FBE1200C	1402-2122-142 FBE15002B
				1402-2122-140 FBE1250A	1402-2122-626 FBE15002CA
END CAP RIGHT	END CAP LEFT	LEG RIGHT	LEG LEFT	CORD	CONTROL COVER
					
1800-2047-001 FBE1200C FBE1500C FBE15002C FBE15002CA FBE1504C	1800-2048-001 FBE1200C FBE1500C FBE15002C FBE15002CA FBE1504C	3507-2004-001 FBE1200C FBE1500C FBE15002C FBE15002CA FBE1504C	3507-2005-001 FBE1200C FBE1500C FBE15002C FBE15002CA FBE1504C	1420-2027-001 FBE15002C 1420-11013-000 FBE15002CA	1402-2243-001 FBE15002B FBE15002C FBE15002CA
					


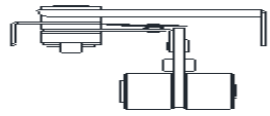

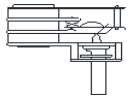
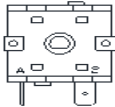



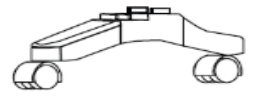

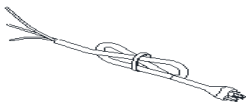

LFP SERIES					
ELEMENT		THERMOSTAT		LIMIT	
					
1802-2067-023 LFP6152D LFP6152E LFP6152EA	1802-2067-001 LFP675D	5813-2019-000 LFP6152 LFP6152D LFP6152E LFP6152EA	5813-2001-000 LFP675 LFP675D	410163004 LFP6152 LFP6152D LFP6152E LFP6152EA	4520-2010-001 LFP675 LFP675D
GRILLE	LIGHT		DIODE BRIDGE	FRONT COVER	CORD
					
2501-2012-015 LFP6152 LFP6152D LFP6152E LFP6152EA	2501-2012-013 LFP675 LFP675D	3510-2006-000 LFP6152 LFP6152D LFP6152E LFP6152EA	DBKIT LFP6152 LFP6152D LFP6152E LFP6152EA	1402-2066-609 LFP6152EA	1420-11013-000 LFP6152D LFP6152E LFP6152EA
KNOB	LEG	SWITCH	END CAP		
					
3301-2011-001 LFP6152 LFP6152D LFP6152E LFP6152EA LFP675 LFP675D	3507-2003-000 LFP6152 LFP6152D LFP6152E LFP6152EA LFP675 LFP675D	5216-2007-000 LFP6152 LFP6152D LFP6152E LFP6152EA LFP675 LFP675D	1800-2027-000 LFP6152 LFP6152D LFP6152E LFP6152EA LFP675 LFP675D		


## FHP SERIES

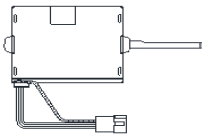
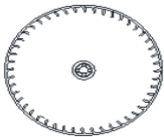


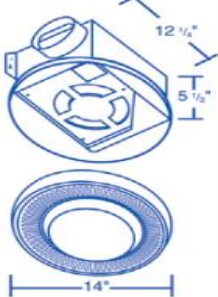

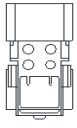
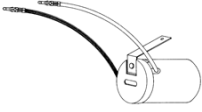
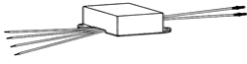


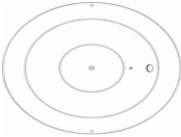
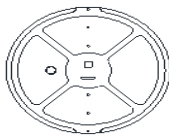

ELEMENT		LIMIT		SWITCH
				
<b>1802-2067-001</b> FHP0750KCT FHP0750KCTA FHP0750T FHP0750TA	<b>1802-2067-023</b> FHP1500KCT FHP1500KCTA FHP1500T FHP1500TA	<b>4520-0011-000</b> FHP0750KCT FHP0750KCTA FHP0750T FHP0750TA	<b>410163004</b> FHP1500KCT FHP1500KCTA FHP1500T FHP1500TA	<b>5216-2007-000</b> FHP0750KCT FHP0750KCTA FHP0750T FHP0750TA FHP1500KCT FHP1500KCTA FHP1500T FHP1500TA
THERMOSTAT	KNOB	FRONT COVER		END CAP
				
<b>5813-11012-000</b> FHP0750KCT FHP0750KCTA FHP0750T FHP0750TA FHP1500KCT FHP1500KCTA FHP1500T FHP1500TA	<b>3301-2011-005</b> FHP0750KCT FHP0750KCTA FHP0750T FHP0750TA FHP1500KCT FHP1500KCTA FHP1500T FHP1500TA	<b>1402-2066-607</b> FHP0750KCT FHP0750KCTA FHP0750T FHP0750TA	<b>1402-2066-609</b> FHP1500KCT FHP1500KCTA FHP1500T FHP1500TA	<b>1800-2027-000</b> FHP0750KCT FHP0750KCTA FHP0750T FHP0750TA FHP1500KCT FHP1500KCTA FHP1500T FHP1500TA
GRILLE		LEGS (2 REQ)	CORD	
				
<b>2501-2012-013</b> FHP0750KCT FHP0750KCTA FHP0750T FHP0750TA	<b>2501-2012-015</b> FHP1500KCT FHP1500KCTA FHP1500T FHP1500TA	<b>3507-2003-000</b> FHP0750KCT FHP0750KCTA FHP0750T FHP0750TA FHP1500KCT FHP1500KCTA FHP1500T FHP1500TA	<b>1420-11013-000</b> FHP0750KCT FHP0750KCTA FHP0750T FHP0750TA FHP1500KCT FHP1500KCTA FHP1500T FHP1500TA	



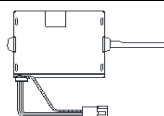
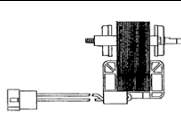
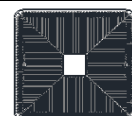









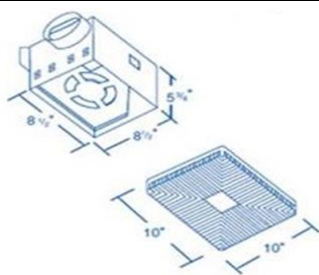

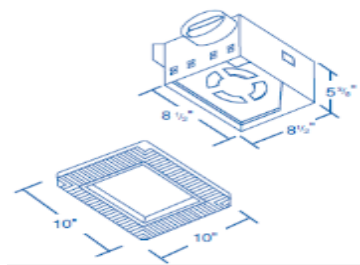
## WPC SERIES

ELEMENT	TIP OVER SW.	LIMIT	THERMOSTAT
			
<b>1802-10822-000</b> WPC1500A	<b>5216-11004-000</b> WPC1500A	<b>410122002</b> WPC1500A	<b>5813-2092-001</b> WPC1500A
4 POSITION SW.	PORT SWITCH	LIGHT RED	PILOT LIGHT AMBER
			
<b>5216-2071-000</b> WPC1500A	<b>5216-2073-000</b> WPC1500A	<b>3510-2021-002</b> WPC1500A	<b>3510-11518-000</b> WPC1500A
WHEEL KIT (2 REQ)	HOLE PLUG (2 REQ)	CORD	KNOB (2 REQ)
			
<b>1205-10305-000</b> WPC1500A	<b>4506-2022-000</b> WPC1500A	<b>1420-2029-009</b> WPC1500A	<b>3301-2058-000</b> WPC1500A



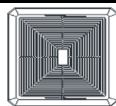


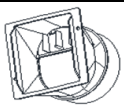

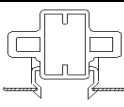

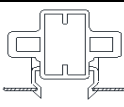

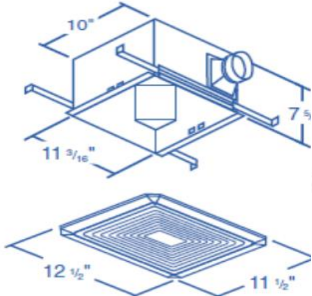

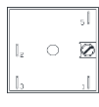
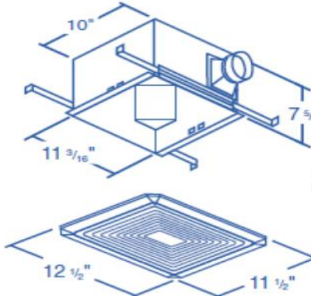





1001 SERIES				
MOTOR	IMPELLER	GRILLE		LENS
				
<b>7163-9763</b> 1001 1001F 1001BR	<b>8710-8023</b> 1001 1001F 1001BR	<b>357-114-W</b> 1001 1001F	<b>357-114-OP</b> 1001BR	<b>460-011-W</b> 1001 1001F 1001BR
LAMP HOLDER			BALLAST ASY	
				
<b>3519-11005-000</b> 1001	<b>8695-8098</b> 1001F	<b>8695-8101</b> 1001BR	<b>6104-8020</b> 1001F	
DUCT ADAPTER	REFLECTOR ASY		GRILLE SPRING (2 REQ)	
				
<b>991-613</b> 1001 1001F 1001BR	<b>8826-8044</b> 1001 1001BR	<b>630-063</b> 1001F		
			<b>733-218</b> 1001 1001F 1001BR	

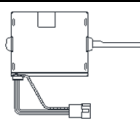
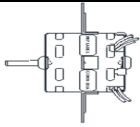
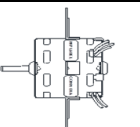
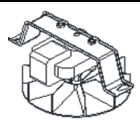
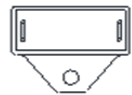
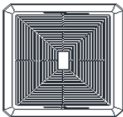
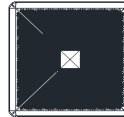

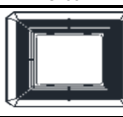

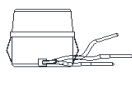
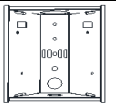




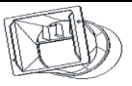

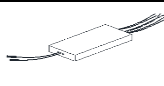
## 6000 SERIES

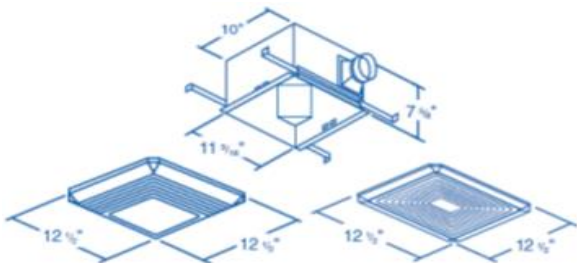
MOTOR		GRILLE	
			
<b>7163-9763</b> 6100 6100L 6100RL	<b>7173-0174</b> 6080 6080L 6080RL	<b>8767-8238</b> 6060 6060L 6060RL	<b>991-688</b> 6060 6080 6100
<b>IMPELLER</b> 		<b>GRILLE SPRING (2 REQ)</b> 	
<b>8710-8021</b> 6060 6060L 6060RL	<b>8710-8023</b> 6080 6080L 6080RL 6100 6100L 6100RL	<b>733-218</b> 6060 6060L 6060RL 6080 6080L	
<b>LENS</b>  		<b>LAMP HOLDER</b> 	
<b>8738-8017</b> 6060L 6080L 6100L	<b>3508-2003-000</b> 6060RL 6080RL 6100RL	<b>REFLECTOR ASY</b> 	
<b>DUCT ADAPTER</b> 		<b>991-613</b> 6060 6060L 6060RL 6080 6080L	
			
			

## 7100 SERIES

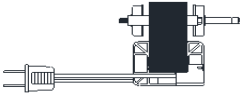
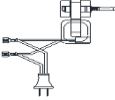


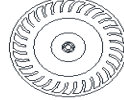


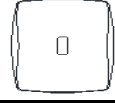
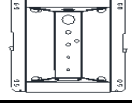




MOTOR		IMPELLER		GRILLE		GRILLE SPRINGS (2 REQ)
						
<b>GM7100</b> 7100 7100A 7100FL 7100FLH 7100H 7100HA 7100L 7100LA 7100LH	<b>GM7150</b> 7150 7150A 7150FL 7150FLH 7150H 7150HA 7150L 7150LA 7150LH	<b>8710-8017</b> 7100 7100A 7100FL 7100FLH 7100H 7100HA 7100L 7100LA 7100LH  7150 7150A 7150FL 7150FLH 7150H 7150HA 7150L 7150LA 7150LH		<b>991-611-W</b> 7100 7100A 7100H 7100HA 7150 7150HA	<b>991-608-W</b> 7100FL 7100FLH 7100L 7100LA 7100LH 7150FL 7150FLH 7150H 7150L 7150LA 7150LH	<b>733-218</b> ALL MODELS
DUCT ADAPTER		LENS		LAMP HOLDER		
						
<b>1016-0091-000</b> 7100A 7100LA 7150A 7150LA	<b>991-613</b> 7100 7100FL 7100FLH 7100H 7100HA 7100L 7100LH	<b>8738-8017</b> 7100FL 7100FLH 7100L 7100LH 7150FL 7150FLH 7150L 7150LH	<b>3508-2003-000</b> 7100LA 7150LA	<b>8695-8097</b> 7100FL 7100FLH 7150FL 7150FLH	<b>8504-8476</b> 7100L 7100LA 7100LH 7150L 7150LA 7150LH	
REFLECTOR ASY		BALLAST ASY	TIMER	HUMIDISTAT	NOTES	
					GM7100 AND GM7150 MOTOR/BLOWER ASSY INCLUDES IMPELLER AND MOTOR BRACKET	
<b>8826-8040</b> 7100L 7100LA 7100LH 7150L 7150LA 7150LH	<b>5007-2023-000</b> 7100FL 7100FLH 7150FL 7150FLH	<b>1228-2002-000</b> 7100FL 7100FLH 7150FL 7150FLH	<b>1414-2031-000</b> 7100FLH 7100HA 7150FLH 7150HA	<b>1414-2032-000</b> 7100FLH 7100HA 7150FLH 7150HA		
						

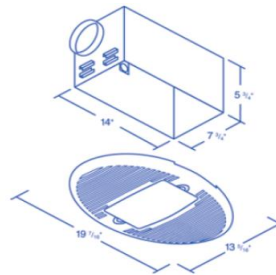


8000 SERIES						
MOTOR						
						
<b>3900-2066-000</b> 8090 8090A 8090L 8090LA	8060ES 8060ESA 8060FL 8060FLA 8060FLE	<b>3900-2091-000</b> 8100ES 8100ESA 8100ESH 8100ESHA 8100FL	8100FLA 8100FLE 8100FLH 8100FLHA 8100FLHE	<b>3900-2092-000</b> 8080ES 8080FL 8080FLA 8080FLE 8140A	8140ES 8140EAS 8140FL 8140FLA 8140FLE 8140LA <b>GM7100</b> 8100 8100A 8100L 8100LA	
CAPACITOR			GRILLE			
						
<b>1432-2007-000</b> 8060ES 8060ESA 8060FL 8060FLA 8060FLE 8080ES 8080FL 8080FLA 8080FLE			8100FLHE 8140A 8140ES 8140EAS 8140FL 8140FLA 8140FLE 8140LA	<b>991-611-W</b> 8090 8100  <b>991-608-W</b> 8090L 8100L	<b>1016-0137-000</b> 8060ES 8060ESA 8080ES 8090A 8100A 8100ES 8100ESA 8100ESH 8100ESHA 8140A 8140ES 8140EAS <b>1016-0136-000</b> 8060FL 8060FLA 8060FLE 8080FL 8080FLA 8080FLE 8090LA 8100FL 8100FLA 8100FLE 8100FLH 8100FLHA	
LENS		LAMP HOLDER		REFLECTOR ASY	TIMER	
						
<b>8738-8017</b> 8060FL 8060FLA 8060FLE 8080FL 8080FLA 8080FLE 8090L 8090LA 8100FL 8100FLA		8100FLE 8100FLH 8100FLHA 8100FLHE 8100L 8100LA 8140FL 8140FLA 8140LA	<b>3519-0004-000</b> 8060FL  <b>8504-8476</b> 8090LA 8100LA	<b>3519-11001-000</b> 8060FLA 8060FLE 8080FLA 8080FLE 8100FLA 8100FLE 8100FLHA 8100FLHE 8140FLA 8140FLE 8140LA	<b>8695-8097</b> 8080FL 8100FL 8100FLH 8140FL <b>8826-8040</b> 8060FL 8090L 8090LA 8100L 8100LA <b>5007-2023-000</b> 8080FL 8100FL 8100FLH 8140FL	<b>1414-2031-000</b> 8100ESH 8100ESHA 8100FLH 8100FLHA 8100FLHE
HUMIDISTAT	GRILLE SPRING (2 REQ)	DUCT ADAPTER	IMPELLER	BALLAST ASY		
						
<b>1414-2032-000</b> 8100ESH 8100ESHA 8100FLH 8100FLHA 8100FLHE	<b>733-218</b> ALL MODELS	<b>1016-0091-000</b> ALL MODELS	<b>8710-8017</b> ALL MODELS	<b>1228-2002-000</b> 8060FL 8060FLA 8060FLE 8080FL 8080FLA 8080FLE 8100FL 8100FLH 8140FL <b>1016-11056-000</b> 8100FLA 8100FLE 8100FLHA 8100FLHE 8140FLA 8140FLE 8140LA		
					GM7100 IS MOTOR/BLOWER ASSY INCLUDES IMPELLER AND MOTOR BRACKET	

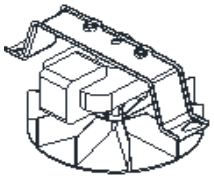
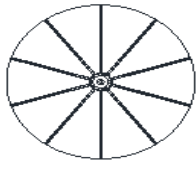
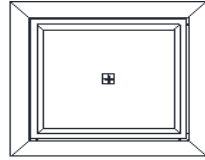
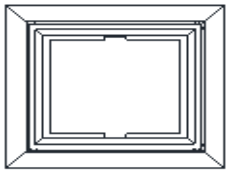

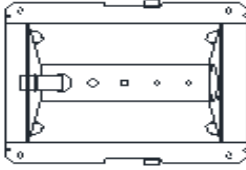



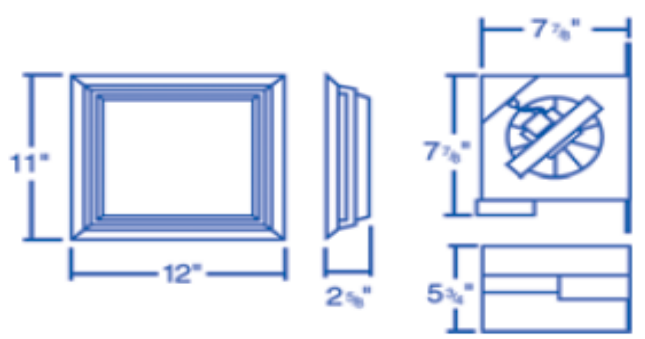
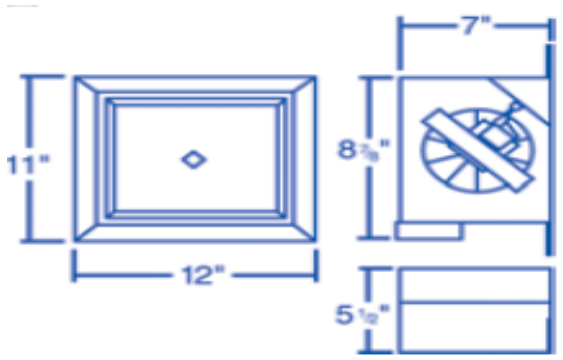
**COMBINATION FANS MM698 & MM728NL**

MOTOR (EXHAUST)		MOTOR (HEAT)	FAN	IMPELLER		DUCT ADAPTER
						
3900-2049-000 MM728 MM728NL	8767-8130 MM698 MM698A MM698F MM698AF MM698WC MM698WCA	3900-2076-000 MM698 MM698A MM698F MM698AF MM698WC MM698WCA MM728 MM728NL	8528-8052 MM698 MM698A MM698F MM698AF MM698WC MM698WCA MM728 MM728NL	8710-8016 MM698 MM698A MM698F MM698AF MM698WC MM698WCA	313-076 MM728 MM728NL	991-614 MM698 MM698A MM698F MM698AF MM698WC MM698WCA MM728 MM728NL
GRILLE		LENS	REFLECTOR ASY			ELEMENT
						
1016-0080-000 MM698 MM698A MM698WC MM698WCA MM728 MM728NL	1016-0082-000 MM698F MM698AF	3508-2002-000 MM698 MM698A MM698F MM698AF MM698WC MM698WCA MM728 MM728NL	630-065 MM698 MM698A MM698WC MM698WCA MM728	630-068 MM698F MM698AF	5007-2024-000 MM728NL	991-497 MM698 MM698A MM698F MM698AF MM698WC MM698WCA MM728 MM728NL
LAMP HOLDER			WALL SWITCH		BALLAST ASY	
						
8695-8097 MM698F MM698AF	8504-8476 MM728NL	398-051 MM698 MM698A MM698WC MM698WCA MM728	8587-0003A MM698WC MM698WCA	8587-8229 MM728 MM728NL	1228-2002-000 MM698F MM698AF	

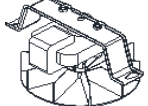





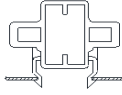
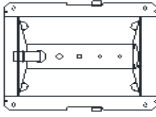
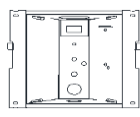

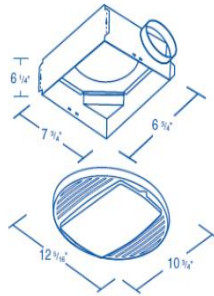



## DUCTLESS BATH FANS 645 & 646






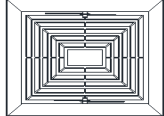
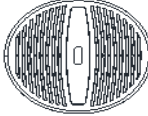
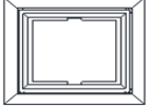

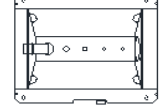
MOTOR	IMPELLER	GRILLE	
			
<b>GM50</b> 645 646	<b>8710-8016</b> 645 646	<b>991-337-W</b> 645	<b>357-089-W</b> 646
LAMP HOLDER	REFLECTOR ASY	LENS	FILTER
			PICTURE NOT AVAILABLE
<b>398-051</b> 646	<b>8826-8039</b> 646	<b>460-010-W</b> 646	<b>8663-8052</b> 645 646



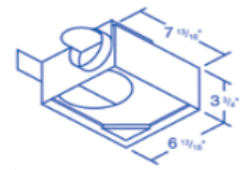
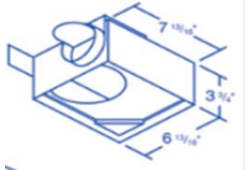
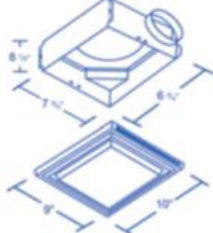
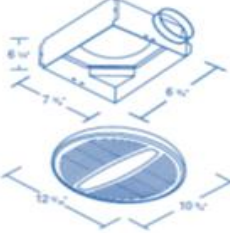


**ECONOMY BATH FAN/LIGHT MM664IC, MM667IC & MM667ICF**

MOTOR		IMPELLER	GRILLE	LENS	DUCT ADAPTER
					
<b>GM50</b> MM664IC	<b>GM70</b> MM667IC MM667ICF	<b>8710-8016</b> MM664IC MM667IC MM667ICF	<b>357-106-W</b> MM664IC MM667IC MM667ICF	<b>3508-2002-000</b> MM664IC MM667IC MM667ICF	<b>991-615</b> MM664IC MM667IC MM667ICF
LAMP HOLDER		REFLECTOR ASY		BALLAST ASY	NOTES
					GM50 & GM70 MOTOR/BLOWER ASSY INCLUDES IMPELLER AND MOTOR BRACKET
<b>398-051</b> MM664IC MM667IC	<b>8695-8097</b> MM667ICF	<b>991-600</b> MM664IC MM667IC	<b>630-067</b> MM667ICF	<b>1228-2002-000</b> MM667ICF	
					

**ECONOMY QUICK MOUNT SERIES A647, A664IC, MM647, MM648, AND MM748**

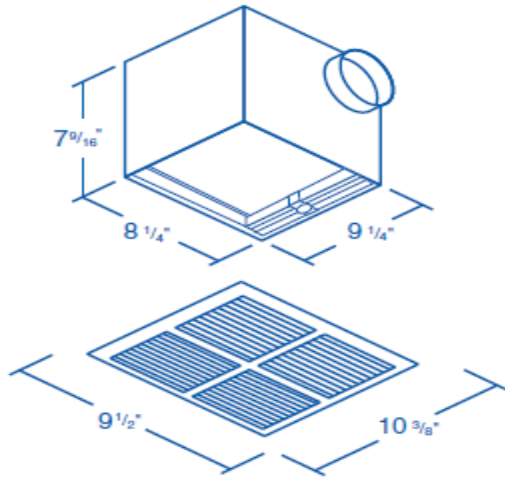
MOTOR		IMPELLER	DUCT ADAPTER		LAMP HOLDER
					
<b>GM50</b> A647 A647A A647B A664IC MM647 MM647B MM648	<b>GM70</b> MM748 MM748H	<b>8710-8016</b> A647 A647A A647B A664IC MM647 MM647B MM648 MM748 MM748H	<b>991-630</b> A647 A647A A647B MM647 MM647B MM648	<b>991-615</b> A664IC MM748 MM748H	<b>398-051</b> A664IC
GRILLE		LENS	GRILLE SPRING (2 REQ)	REFLECTOR ASY	
					
<b>991-616-W</b> A647 A647A A647B	<b>2501-2053-000</b> MM647 MM647B MM648 MM748 MM748H	<b>357-116-W</b> A664IC	<b>460-010-W</b> A664IC	<b>733-218</b> A647 A647A A647B MM647 MM647B MM648 MM748 MM748H	<b>8826-8039</b> A664IC

 <b>A647B</b>	 <b>MM647B</b>	 <b>A664IC</b>	 <b>MM648 MM748</b>
			


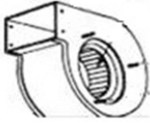
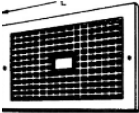

**NOTE: GM50 & GM70 INCLUDE MOTOR/IMPELLER AND BRACKET**

## FIRE RATED VENTILATORS

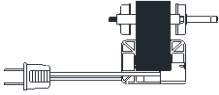
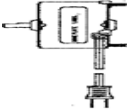

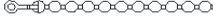
MOTOR/BLOWER ASY			LIMIT	GRILLE
PICTURE NOT AVAILABLE			PICTURE NOT AVAILABLE	PICTURE NOT AVAILABLE
Z650FRD 650FRD	Z680FRD 680FRD	Z610FRD 610FRD	FL165 650FRD 680FRD 610FRD	2501-2064-000 650FRD 680FRD 610FRD

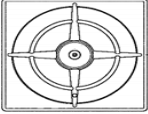

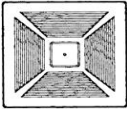


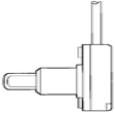





## SUPER Q VENTILATORS

MOTOR		IMPELLER		
				
56343-0 CV6	56346-0 CV10	56334-0 CV6	56335-0 CV8 CV81 CV101 CV12	56367-0 CV10
56344-0 CV8	56347-0 CV101			
56345-0 CV81	56350-0 CV12			
GRILLE				GRILLE SPRING (2 REQ)
				<p style="font-size: 1.2em; margin: 0;">PICTURE NOT AVAILABLE</p>
55130-1 CV6	55131-1 CV8 CV81	55132-1 CV10	55133-1 CV101 CV12	56327-0 CV6 CV8 CV81 CV10 CV101 CV12
				

**GENERAL HOME / KITCHEN FANS**

MOTOR		GRILLE KNOB		CHAIN	
					
<b>8767-8232</b> 898L 899L	<b>8767-8233</b> 790L 760L	<b>7163-9672</b> 1047 1080	<b>6112-8023</b> 790L	<b>0899-0008</b> 898L 899L 1047 760L 1080	<b>0899-0031</b> 899L 1047

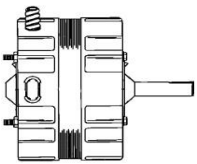
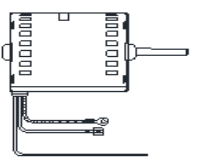
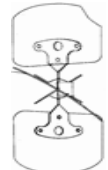

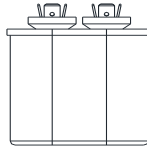
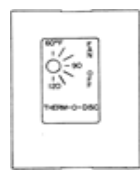
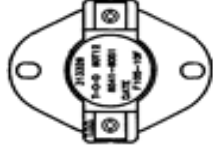



GRILLE				CONTROL KNOB	SWITCH
					
<b>8683-8323</b> 1047 <b>8683-8308</b> 1080	<b>8683-8062</b> 790L*	<b>8683-8295</b> 790L** 898L 760L	<b>8683-8320</b> 899L	<b>3301-2039-000</b> 790L	<b>0810-0288</b> 899L 1047

FAN			NOTES
			* FRONT GRILLE 790L ** REAR GRILLE 790L
<b>8528-8026</b> 898L 899L	<b>8528-8152</b> 1047 1080	<b>8528-8075</b> 790L	

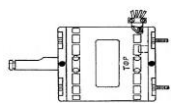
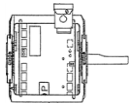
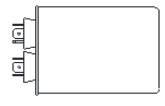
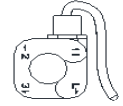

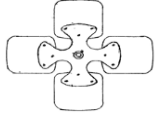
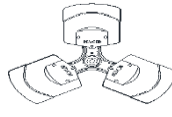
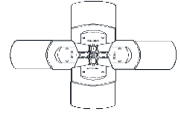
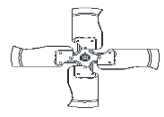
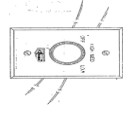
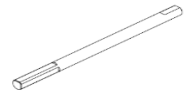

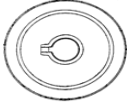
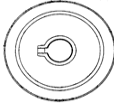









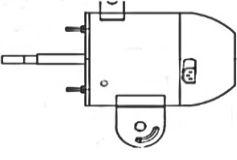
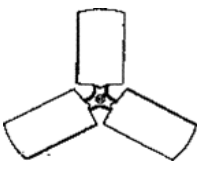
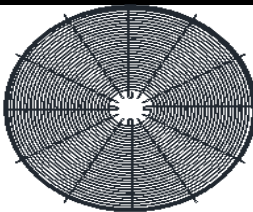

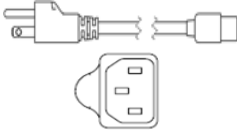
## ATTIC VENTILATORS

MOTOR		FAN BLADE	
			
<b>8767-8241</b> RV16 GV16	<b>7163-9739</b> ASRV14 AGV14	<b>8528-8041</b> RV16 <b>8528-8118</b> GV16	<b>8528-8142</b> ASRV14 AGV14
CAPACITOR	THERMOSTAT		
			
<b>6100-8036</b> RV16 GV16	<b>1230-8192</b> RV16 GV16	<b>8541-8051</b> ASRV14 AGV14	
			
<b>RV16</b>	<b>ASRV14</b>	<b>AGV14 &amp; GV16</b>	

## WHOLE HOUSE FANS

MOTOR		CAPACITOR		SWITCH	SHUTTER
					
7126-3441 A20DD	7126-3436 2438	1432-0002-001 A20DD	6100-8039 A24DD	5216-2059-000 A20DD	8862-8039 A20DD
7126-3438 A24DD	7126-3439 3038R 7126-3440 3638R	1432-0002-004 2438 3038R	6100-8026 3638R		
FAN BLADE				CONTROL ASY	SHAFT
					
8528-8069 A20DD	8528-8150 A24DD 8528-8147 2438	8528-8148 3038R	8528-8149 3638R	8587-8129 A24DD 2438 3038R 8587-8133 3638R	8856-8014 2438 3038R 3638R
MOTOR SHEAVE	FAN SHEAVE		V-BELT	 <b>2438, 3038R &amp; 3638R</b>	
			PICTURE NOT AVAILABLE		
8944-8024 2438 8944-8023 3038R 8944-8022 3638R	8944-8025 2438	8944-8026 3038R 8944-8027 3638R	9707-8053 2438 9707-8054 3038R 9707-8055 3638R		
 		 			
<b>A20DD</b>		<b>A24DD</b>			

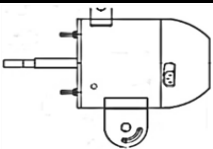
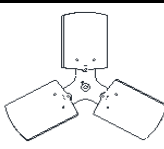
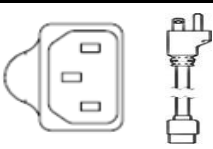
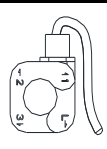



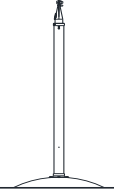
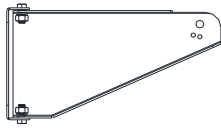
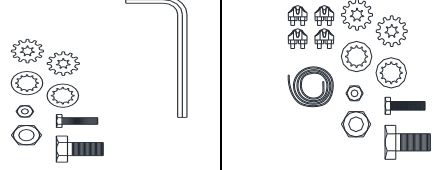


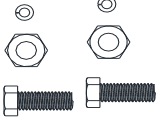
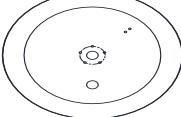
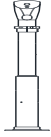
**SAFETY YELLOW HIGH PERFORMANCE AIR CIRCULATOR AF30H**

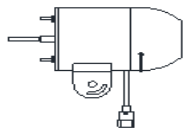

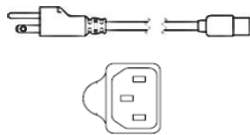
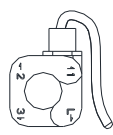


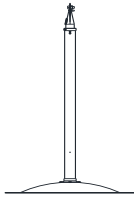
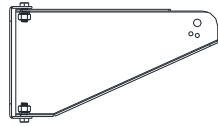
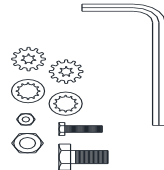
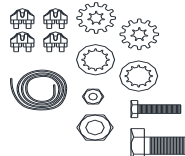


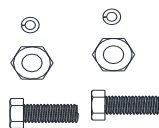
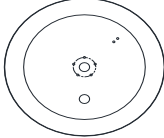

MOTOR	BLADE	GUARD (2 REQ)
		
<p align="center"><b>3900-11014-000</b> AF30HA</p>	<p align="center"><b>1210-2026-000</b> AF30H AF30HA</p>	<p align="center"><b>372-079-Y</b> AF30H AF30HA</p>
SWITCH		CORD
		
<p align="center"><b>5216-2051-001</b> AF30H</p>	<p align="center"><b>1016-11054-001</b> AF30HA</p>	<p align="center"><b>1420-11004-000</b> AF30HA</p>

**PLUG CONFIGURATION ABOVE IS ONLY TYPE AVAILABLE, IF MOTORS USE DIFFERENT CONFIGURATION THE MOTOR MUST BE REPLACED AS WELL.**



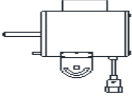
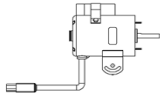
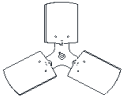




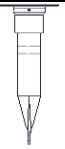
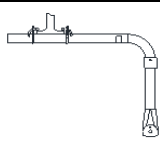














## HIGH PERFORMANCE AIR CIRCULATOR MACH 24 & 30

MOTOR	BLADE		CORD	SWITCH
				
<b>3900-11011-000</b> MACH24A MACH24P MACH24W MACH30A MACH30P MACH30W	<b>1210-2014-000</b> MACH24A MACH24P MACH24W	<b>1210-2026-000</b> MACH30A MACH30P MACH30W	<b>1420-11004-000</b> MACH24A MACH24P MACH24W MACH30A MACH30P MACH30W	<b>5216-2059-000</b> MACH24A MACH24P MACH24W MACH30A MACH30P MACH30W
<b>GUARD REAR</b>		<b>GUARD FRONT</b>		
				
<b>2504-2039-004</b> MACH24A MACH24P MACH24W	<b>2504-2037-004</b> MACH30A MACH30P MACH30W	<b>2504-2040-004</b> MACH24A MACH24P MACH24W	<b>2504-2038-004</b> MACH30A MACH30P MACH30W	
<b>MOUNTING KIT* (COMPLETE ASY)</b>		<b>ACCESSORY KIT</b>		
				
<b>2430PBA</b> MACH24P MACH30P	<b>2430WGA</b> MACH24W MACH30W	<b>002-057</b> MACH24P MACH30P	<b>3277</b> MACH24W MACH30W	
<b>WALL MT BASE</b>	<b>WALL MT ARM</b>	<b>WALL MT KIT</b>	<b>PEDESTAL BASE</b>	<b>COLUMN</b>
				
<b>045-131-B</b> MACH24W MACH30W	<b>1215-2233-000</b> MACH24W MACH30W	<b>991-473</b> MACH24W MACH30W	<b>1208-2013-001</b> MACH24P MACH30P	<b>1446-0003-002</b> MACH24P MACH30P
<b>PLUG CONFIGURATION ABOVE IS ONLY TYPE AVAILABLE, IF MOTORS USE DIFFERENT CONFIGURATION THE MOTOR MUST BE REPLACED AS WELL.</b>				

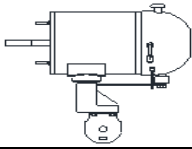
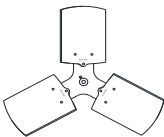
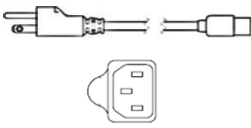


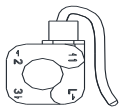
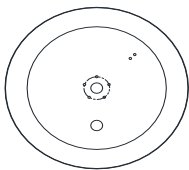

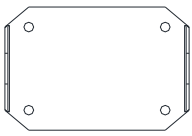

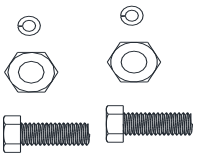
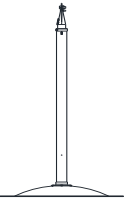

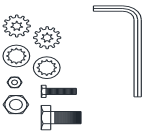
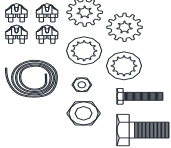

INDUSTRIAL AIR CIRCULATOR 24ACH & 30ACH				
MOTOR	BLADE		CORD	SWITCH
				
<b>3900-11009-000</b> 24ACHA 24ACHP 24ACHW 30ACHA 30ACHP 30ACHW	<b>1210-2014-000</b> 24ACHA 24ACHP 24ACHW	<b>1210-2026-000</b> 30ACHA 30ACHP 30ACHW	<b>1420-11004-000</b> 24ACHA 24ACHP 24ACHW 30ACHA 30ACHP 30ACHW	<b>5216-2059-000</b> 24ACHA 24ACHP 24ACHW 30ACHA 30ACHP 30ACHW
GUARD REAR		GUARD FRONT		
				
<b>2504-2039-004</b> 24ACHA 24ACHP 24ACHW	<b>2504-2037-004</b> 30ACHA 30ACHP 30ACHW	<b>2504-2040-004</b> 24ACHA 24ACHP 24ACHW	<b>2504-2038-004</b> 30ACHA 30ACHP 30ACHW	
MOUNTING KIT* (COMPLETE ASY)		ACCESSORY KIT		
				
<b>2430PBA</b> 24ACHP 30ACHP	<b>2430WGA</b> 24ACHW 30ACHW	<b>002-057</b> 24ACHP 30ACHP	<b>3277</b> 24ACHW 30ACHW	
WALL MT BASE	WALL MT ARM	WALL MT KIT	PEDESTAL BASE	COLUMN
				
<b>045-131-B</b> 24ACHW 30ACHW	<b>1215-2233-000</b> 24ACHW 30ACHW	<b>991-473</b> 24ACHW 30ACHW	<b>1208-2013-001</b> 24ACHP 30ACHP	<b>1446-0003-002</b> 24ACHP 30ACHP
PLUG CONFIGURATION ABOVE IS ONLY TYPE AVAILABLE, IF MOTORS USE DIFFERENT CONFIGURATION THE MOTOR MUST BE REPLACED AS WELL.				



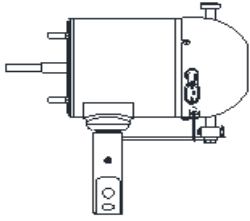
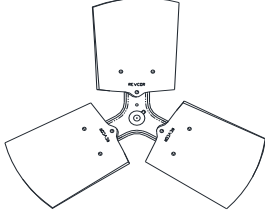
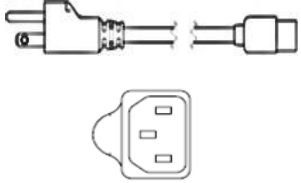


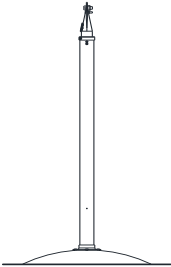
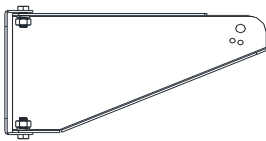

**EXTRA HEAVY DUTY AIR CIRCULATOR 24HDH 30HDH & 36HDH SERIES**

MOTOR		BLADE					
							
<b>3900-11013-000</b> 24HDHA 24HDHC 24HDHI 24HDHP 24HDHW 30HDHA 30HDHC 30HDHI 30HDHP 30HDHW	<b>3900-11030-000</b> 30HDHB 30HDHCB 30HDHIB 30HDHPB 30HDHWB 36HDHA 36HDHB	<b>1210-2035-000</b> 24HDHA 24HDHC 24HDHI 24HDHP 24HDHW  <b>1210-2026-001</b> 30HDHA 30HDHC 30HDHI 30HDHP 30HDHW	<b>1210-2037-000</b> 36HDHA 36HDHB  <b>LCCLIN3016BL</b> 30HDHB 30HDHCB 30HDHIB 30HDHPB 30HDHWB				
<b>GUARD REAR</b> 		<b>GUARD FRONT</b> 					
<b>2504-2039-004</b> 24HDHA 24HDHC 24HDHI 24HDHP 24HDHW	<b>2504-2037-004</b> 30HDHA 30HDHB 30HDHC 30HDHCB 30HDHI 30HDHIB	<b>2504-2040-004</b> 24HDHA 24HDHC 24HDHI 24HDHP 24HDHW	<b>2504-2038-004</b> 30HDHA 30HDHB 30HDHC 30HDHCB 30HDHI 30HDHIB	<b>PULL CHAIN SWITCH</b> 			
<b>2504-2048-004</b> 36HDHA 36HDHB	30HDHIB 30HDHP 30HDHPB 30HDHW 30HDHWB	<b>2504-2049-004</b> 36HDHA 36HDHB	30HDHIB 30HDHP 30HDHPB 30HDHW 30HDHWB	<b>5216-2059-000</b> ALL MODELS			
<b>MOUNTING KIT* (COMPLETE ASY)</b>				<b>CORD</b>	<b>PARTS KIT</b>		
					<b>PICTURE NOT AVAILABLE</b>		
<b>2430C</b> 24HDHC 30HDHC 30HDHCB	<b>2430I</b> 24HDHI 30HDHI 30HDHIB	<b>2430PBA</b> 24HDHP 30HDHP 30HDHPB	<b>2430WGA</b> 24HDHW 30HDHW 30HDHWB	<b>1420-11004-000</b> WITH 3900-11030-000 MOTORS ONLY			
<b>I-BEAM CLAMPS</b> 	<b>I-BEAM BENT</b> 	<b>I-BEAM 13"</b> 	<b>CEILING MOUNT</b> 	<b>PEDESTAL BASE</b> 	<b>COLUMN</b> 		
<b>LPIBC</b> 24HDHI 30HDHI 30HDHIB	<b>LIB002</b> 24HDHI 30HDHI 30HDHIB	<b>LIB003</b> 24HDHC 24HDHI 30HDHC 30HDHCB 30HDHI 30HDHIB	<b>L2430CM</b> 24HDHC 30HDHC 30HDHCB	<b>1208-2013-001</b> 24HDHP 30HDHP 30HDHPB	<b>1446-0003-002</b> 24HDHP 30HDHP 30HDHPB		
<b>WALL MT BASE</b> 	<b>WALL MT ARM</b> 	<b>WALL MT KIT</b> 	<b>PULLCHAIN STRING</b> 	<b>ACCESSORY KIT</b> 			
<b>045-131-B</b> 24HDHW 30HDHW 30HDHWB	<b>1215-2233-000</b> 24HDHW 30HDHW 30HDHWB	<b>991-473</b> 24HDHW 30HDHW 30HDHWB	<b>3378</b> 24HDHC 24HDHI 24HDHW 30HDHC 30HDHCB 30HDHI 30HDHIB 30HDHW 30HDHWB	<b>3277</b> 24HDHC 24HDHI 24HDHW 30HDHC 30HDHCB 30HDHI 30HDHIB 30HDHW 30HDHWB	<b>002-057</b> 24HDHP 30HDHP 30HDHPB		
<b>PLUG CONFIGURATION ABOVE IS ONLY TYPE AVAILABLE, IF MOTORS USE DIFFERENT CONFIGURATION THE MOTOR MUST BE REPLACED AS WELL.</b>							

## INDUSTRIAL OSCILLATING AIR CIRCULATOR 24ACHO & 30ACHO

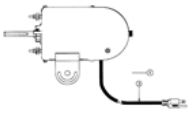
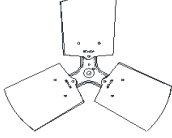
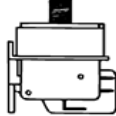




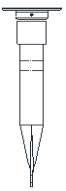
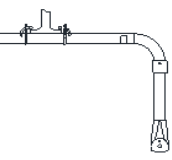
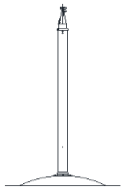
MOTOR	BLADE		CORD	HARDWARE KIT
				<b>PICTURE NOT AVAILABLE</b>
<b>3900-11010-000</b> 24ACHOA 24ACPOUA 24ACWOUA 30ACHOA 30ACPOUA 30ACWOUA	<b>1210-2014-000</b> 24ACHOA 24ACPOUA 24ACWOUA	<b>1210-2026-000</b> 30ACHOA 30ACPOUA 30ACWOUA	<b>1420-11004-000</b> 24ACHOA 24ACPOUA 24ACWOUA 30ACHOA 30ACPOUA 30ACWOUA	<b>4092</b> 24ACPOUA 24ACWOUA 30ACPOUA 30ACWOUA
GUARD REAR		GUARD FRONT		SWITCH
				
<b>2504-2039-004</b> 24ACHOA 24ACPOUA 24ACWOUA	<b>2504-2037-004</b> 30ACHOA 30ACPOUA 30ACWOUA	<b>2504-2040-004</b> 24ACHOA 24ACPOUA 24ACWOUA	<b>2504-2038-004</b> 30ACHOA 30ACPOUA 30ACWOUA	<b>5216-2059-000</b> 24ACHOA 24ACPOUA 24ACWOUA 30ACHOA 30ACPOUA 30ACWOUA
PEDESTAL BASE	COLUMN	WALL MT BASE	WALL MT ARM	WALL MT KIT
				
<b>1208-2013-001</b> 24ACPOUA 30ACPOUA	<b>1446-0003-002</b> 24ACPOUA 30ACPOUA	<b>045-131-B</b> 24ACWOUA 30ACWOUA	<b>1215-2233-000</b> 24ACWOUA 30ACWOUA	<b>991-473</b> 24ACWOUA 30ACWOUA
MOUNTING BKT (COMPLETE)		ACCESSORY KIT		
				
<b>2430PBA</b> 24ACPOUA 30ACPOUA	<b>2430WGA</b> 24ACWOUA 30ACWOUA	<b>002-057</b> 24ACPOUA 30ACPOUA	<b>3277</b> 24ACWOUA 30ACWOUA	
<b>PLUG CONFIGURATION ABOVE IS ONLY TYPE AVAILABLE, IF MOTORS USE DIFFERENT CONFIGURATION THE MOTOR MUST BE REPLACED AS WELL.</b>				

## LCHHD HEAVY DUTY OSSILLATING AIR CIRCULATOR

MOTOR	BLADE		CORD
			
<b>3900-11012-000</b> LCHHD240 LCHHD300	<b>1210-2014-000</b> LCHHD240	<b>1210-2026-000</b> LCHHD300	<b>1420-11004-000</b> LCHHD240 LCHHD300
GUARD REAR		GUARD FRONT	
			
<b>2504-2039-004</b> LCHHD240	<b>2504-2037-004</b> LCHHD300	<b>2504-2040-004</b> LCHHD240	<b>2504-2038-004</b> LCHHD300
MOUNTING KIT (COMPLETE)		PARTS KIT	
		PICTURE NOT AVAILABLE	
<b>2430PBA</b> LCHHD247 LCHHD307	<b>2430WGA</b> LCHHD247 LCHHD307	<b>3303-2015-000</b> LCHHD240 LCHHD300	
			
<b>PLUG CONFIGURATION ABOVE IS ONLY TYPE AVAILABLE, IF MOTORS USE DIFFERENT CONFIGURATION THE MOTOR MUST BE REPLACED AS WELL.</b>			


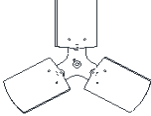



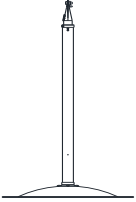

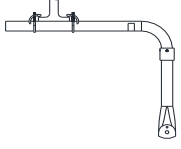



**LCHWD SPECIALTY WASH DOWN CIRCULATOR**

MOTOR		BLADE		SWITCH	SWITCH BULB
					
<b>3900-2063-000</b> LCHWD24 LCHWD24WB LCHWD30 LCHWD30WB LCHWD30CM LCHWD30LIB LCHWD30P		<b>LCCLIN2419BL</b> LCHWD24 LCHWD24WB	<b>LCCLIN30BL</b> LCHWD30 LCHWD30WB LCHWD30CM LCHWD30LIB LCHWD30P	<b>LP054</b> LCHWD24 LCHWD24WB LCHWD30 LCHWD30WB LCHWD30CM LCHWD30LIB LCHWD30P	<b>LP055</b> LCHWD24 LCHWD24WB LCHWD30 LCHWD30WB LCHWD30CM LCHWD30LIB LCHWD30P
GUARD REAR		GUARD FRONT			
					
<b>2504-2039-003</b> LCHWD24 LCHWD24WB	<b>2504-2037-003</b> LCHWD30 LCHWD30WB LCHWD30CM LCHWD30LIB LCHWD30P	<b>2504-2040-003</b> LCHWD24 LCHWD24WB	<b>2504-2038-003</b> LCHWD30 LCHWD30WB LCHWD30CM LCHWD30LIB LCHWD30P		
MOUNTING KIT (COMPLETE)					
					
<b>LWBWD</b> LCHWD24WB LCHWD30WB	<b>LCMWD</b> LCHWD30CM	<b>LIBWD</b> LCHWD30LIB	<b>LFPCBWD</b> LCHWD30P		

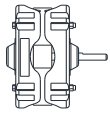
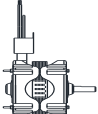
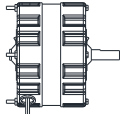
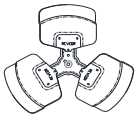
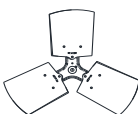
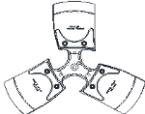
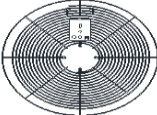




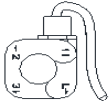


**LCHHD SPECIALTY 277V AIR CIRCULATOR**

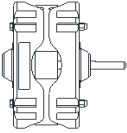
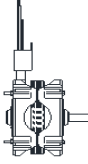
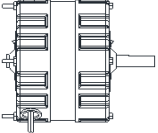
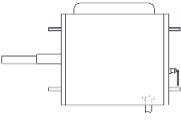
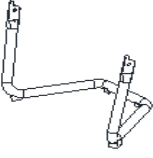
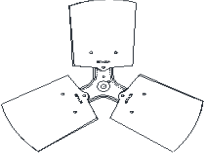
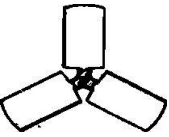
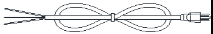
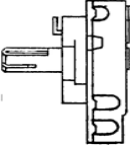
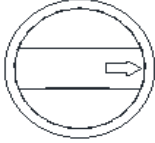



MOTOR		BLADE		CORD
				
3900-2078-000 LCHHD247 LCHHD307		1210-2014-000 LCHHD247		1420-2013-500 LCHHD247 LCHHD307
GUARD REAR		GUARD FRONT		
				
2504-2039-004 LCHHD247		2504-2037-004 LCHHD307		2504-2038-004 LCHHD307
MOUNTING KIT (COMPLETE)				
				
2430PBA LCHHD247 LCHHD307	2430C LCHHD247 LCHHD307	2430I LCHHD247 LCHHD307	2430WGA LCHHD247 LCHHD307	








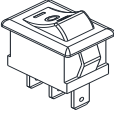
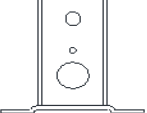
**B-SERIES UTILITY CIRCULATORS**

MOTOR			BLADE		
					
<b>517-116-BL</b> B12P B12PA <b>517-117-BL</b> B14 B14A	<b>517-084-BL</b> B18 B18A B20P B20PA	<b>517-103</b> B18TE B18TEA	<b>1210-2027-000</b> B12PA	<b>1210-2023-000</b> B14 B14A <b>1210-2013-000</b> B18 B18A B18TE B18TEA	<b>1210-2036-000</b> B20PA
GUARD REAR			GUARD FRONT		
					
<b>372-050-AG</b> B12P B12PA <b>372-074-AG</b> B14A	<b>372-054-AG</b> B18 B18A B18TE B18TEA	<b>372-056-AG</b> B20P B20PA	<b>372-065-AG</b> B12P B12PA <b>372-066-AG</b> B14 B14A	<b>372-067-AG</b> B18 B18A B18TE B18TEA <b>372-078-AG</b> B20P B20PA	
YOKE			CORD	SWITCH	
					
<b>3338</b> B12P B12PA <b>3339</b> B14 B14A	<b>1363</b> B18 B18A B18TE B18TEA	<b>4174</b> B20P B20PA	<b>118</b> ALL MODELS	<b>5216-2059-000</b> ALL MODELS	

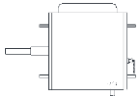

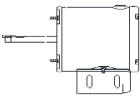
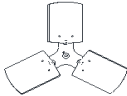
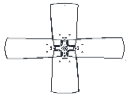







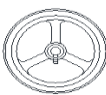


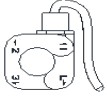
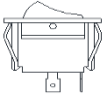







### I-SERIES INDUSTRIAL FLOOR CIRCULATOR

I-SERIES INDUSTRIAL FLOOR CIRCULATOR					
MOTOR				STAND	
			PICTURE NOT AVAILABLE		
517-116-BL I12	517-084-BL I18 I20 I20CA	517-103 I18TE	517-089 I24	1010MB I30	991-629-C I18 I18TE
BLADE			CORD	SWITCH	KNOB
	PICTURE NOT AVAILABLE				
1210-2013-000 I18 I18TE	991-284 I20 I20CA	1210-2026-000 I30	118 I12 I18 I18TE I20 I20CA	16000 I12 I18 I18TE I20 I20CA	441-229-B I12 I18 I18TE I20 I20CA I24
GUARD REAR		GUARD FRONT			
					
372-054-AG I18 I18TE	372-065-AG I12	372-067-AG I18 I18TE	372-078-AG I20 I20CA		

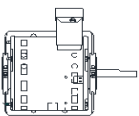
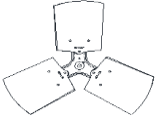
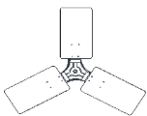
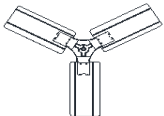
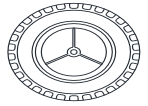
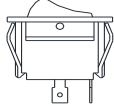


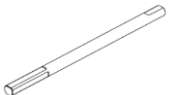



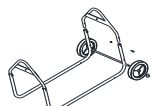

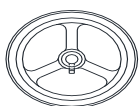


### NAVY FAN N12

MOTOR	BLADE	GUARD FRT	GUARD BCK
			
3900-11027-000 N12A	1210-2027-001 N12 N12A	372-045-OP N12 N12A	372-046-OP N12 N12A
SWITCH	BASE ASY		
			
4425 N12 N12A	991-124-OP N12 N12A		

MVB SERIES DRUM BLOWER




MVB SERIES DRUM BLOWER						
MOTOR			BLADE		CART ASY	SAFETY CABLE
						
1010MB MVB30DA MVB30DB MVB30DS 517-133 MVB30DC MVB36DA MVB36DB MVB36DC MVB36DS	3900-2068-000 MVB36B MVB42B	3900-11001-000 MVB42DB MVB42DS MVB48DB	1210-2026-000 MVB30DA MVB30DB MVB30DC MVB30DS 1210-10558-000 MVB42DB MVB42DS 1210-10560-000 MVB48DB	1210-2012-000 MVB36DA MVB36DB MVB36DC MVB36DS	1016-10724-000 MVB30DC 1016-10724-001 MVB36DC	9G053947 MVB30DS MVB36DS MVB42DS
WHEEL AXLE	WHEEL (2REQ)	HANDLE	GUARD (2REQ)		PULLEY FAN	
						
1017-0003-000 MVB30DA MVB30DB MVB36B MVB36DA MVB36DB MVB42B MVB42DB MVB48DB 1017-0003-002 MVB30DC MVB36DC	869-007 MVB30DA MVB30DB MVB36B MVB36DA MVB36DB MVB42B MVB42DB MVB48DB MVB42B MVB48DB	3232 MVB30DA MVB30DB MVB36B MVB36DA MVB36DB MVB42B MVB42DB MVB48DB	3466-AG MVB30DA MVB30DB MVB30DC MVB30DS 3293-AG MVB42B MVB42DB MVB42DS 3294-AG MVB48DB	2794-AG MVB36B MVB36DA MVB36DB MVB36DC MVB36DS	1064 MVB36B <b>PULLEY MOTOR</b>  2594 MVB36B	612-015 MVB42B  4507-2009-000 MVB42B
PULL CHAIN SW.	PUSH SWITCH	ROTARY SWITCH	ROCKER SW.	BELT	SHAFT	BEARINGS (2REQ)
	PICTURE NOT AVAILABLE	PICTURE NOT AVAILABLE				
5216-2059-000 MVB24D MVB30DA MVB30DB MVB30DC MVB30DS MVB36DA MVB36DB MVB36DC MVB36DS	5216-2057-000 MVB24D	5216-2058-000 MVB24D	5216-2052-000 MVB36B MVB42B MVB42DB MVB42DS MVB48DB	2341 MVB36B 4160 MVB42B	682-269 MVB36B MVB42B	3764 MVB36B MVB42B
CORD	  Standard  Tilt Cart 					
1420-2023-000 MVB42DB MVB42DS MVB48DB						

### IDF SERIES DRUM BLOWER

IDF SERIES DRUM BLOWER					
MOTOR	BLADE				
					
<b>3900-11023-000</b> ALL MODELS	<b>1210-2020-001</b> IDF36B IDF36BC	<b>1210-2025-001</b> IDF42B IDF42BC	<b>1016-0044-001</b> IDF48B IDF48BC		
WHEEL (2REQ)	ROCKER SW.	BELT	PULLY MOTOR		
					
<b>869-007</b> ALL MODELS	<b>5216-2052-000</b> ALL MODELS	<b>9707-8055</b> ALL MODELS	<b>2594</b> ALL MODELS		
SHAFT	CORD	AXLE PILLOW BLK (2REQ)	CAPACITOR		
					
<b>8856-8014</b> ALL MODELS	<b>1420-2023-000</b> ALL MODELS	<b>1209-11001-000</b> ALL MODELS	<b>6100-8026</b> ALL MODELS		
CART ASY	WHEEL AXLE	PULLEY FAN	HANDLE	GUARD (2REQ)	
					
<b>1016-10724-001</b> IDF36BC	<b>1017-0003-000</b> IDF36B	<b>612-015</b> ALL MODELS	<b>3232</b> IDF36B	<b>2794-AG</b> IDF36B	
<b>1016-10724-002</b> IDF42BC	IDF42B IDF48B		IDF42B IDF48B	<b>3293-AG</b> IDF42B	
<b>1016-10724-003</b> IDF48BC	<b>1017-0003-002</b> IDF36BC IDF42BC IDF48BC			<b>3294-AG</b> IDF48B	
				IDF48BC	

## INDUSTRIAL CEILING FANS




### BLADE (SET)

						
<b>9B3620-1</b> 36201	<b>9B4820-3</b> 48203	<b>9B5600-1</b> 56001	<b>9B6000-1</b> 60001	<b>9B5630-1R</b> 56301RDP		
<b>9B4820-1</b> 48201 48207	<b>9B5600-1LC</b> 56001LC 56101	56002 56003 56007	<b>9B6001-1</b> 60011			
<b>9B4820-1B</b> 48201B	56111	<b>9B5601-1</b> 56011	<b>9B6011-1</b> 60101 60111			
		<b>9B5600-1B</b> 56001B	<b>9B5620-1</b> 56201			

### DOWNROD 24"

### DOWNROD 8"

### MOTOR

		
---	---	---

<b>9D24BW</b> 36201 48201 56001LC 56001 56002 56003 56007 56301RDP 48203 48207 60001 56201	<b>9D24BBLK</b> 48201B 56001B <b>9D24BB</b> 56011 60011 <b>9D12TW</b> 56101 56111 60101 60111	<b>9D08</b> 36201 48201 56001LC 56003 48203 <b>9D08BBLK</b> 48201B	<b>9M3620-1-A</b> 36201 <b>9M4820-1-A</b> 48201 <b>9M4820-1B-A</b> 48201B <b>9M4820-3-A</b> 48203 <b>9M5600-7-A</b> 48207 <b>6011-1U</b> 60111	<b>9M5600-1LC-A</b> 56001LC <b>9M5600-1-A</b> 56001 <b>9M5600-1B-A</b> 56001B <b>9M5600-4-A</b> 56002 <b>9M5600-3-A</b> 56003 <b>9M5600-7-A</b> 56007	<b>9M5601-1-A</b> 56011 <b>5611-1U</b> 56101 56111 <b>9M5630-1R-A</b> 56301RDP <b>9M6000-1-A</b> 60001 <b>9M6001-1-A</b> 60011 <b>9M5620-1-A</b> 56201
--	---	---	---	--	--

### RUBBER ROLLER

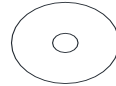



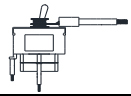

### J HOOK KIT

### BLADE SCREWS (6 REQ)

### BLADE PADS (3 REQ)

### REVERSIBLE TOGGLE

### REVERSING SW. PLATE

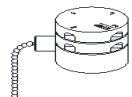

					
<b>9F2900-04A</b> ALL MODELS	<b>9F2900-01</b> ALL MODELS	<b>9F2900-20A</b> ALL MODELS	<b>9F2900-19A</b> ALL MODELS	<b>9F2GX54-73</b> 56301RDP	<b>9FP005</b> 56301RDP

### CANOPY UPPER

### CANOPY LOWER

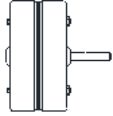
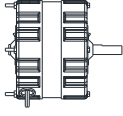
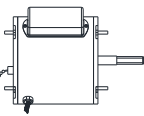
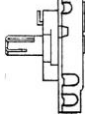
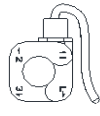
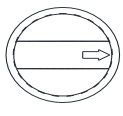


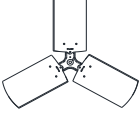
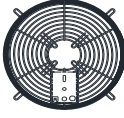
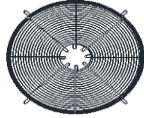
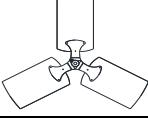
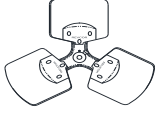


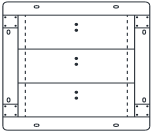
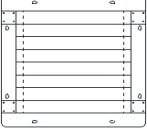
	
---	---

<b>9F2900-07A</b> 36201 48201 56001LC 56001 56002 56003 56007 56301RDP 48203 48207 60001 56201	<b>9F2900-07AB</b> 48201B 56001B <b>9FP029</b> 56011 60011 <b>3100039A</b> 56101 56111 60101 60111	<b>9F2900-08A</b> 36201 48201 56001LC 56001 56002 56003 56007	<b>9F2900-08AB</b> 60001 60101 60111 56301RDP 48203 48207 56101 56111	<b>9F2900-08AB</b> 48201B 56001B <b>9FP030</b> 56011 60011
--	--	--	---	---

<b>3-SPEED PULL CHAIN SW.</b>	<b>PULL CHAIN STRING</b>	<b>OUTDOOR KIT</b>
		PICTURE NOT AVAILABLE
<b>9F2900-26</b> 48203 56003	<b>3378</b> 48203 56003	<b>99992</b> 56101 60101

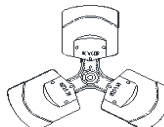
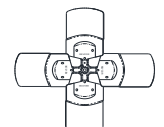
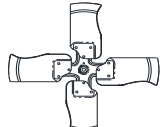
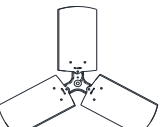
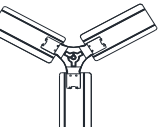







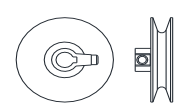



**LPE SERIES**

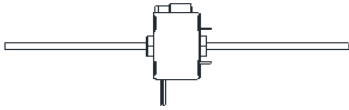
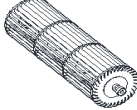
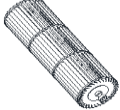







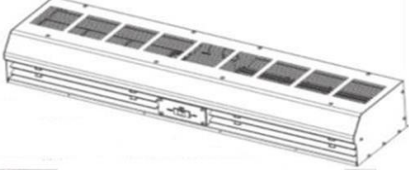
MOTOR			SWITCH		KNOB
					
<b>3808</b> LPE12 LPE12A LPE12S LPE12SA LPE12V LPE12VA	<b>517-103</b> LPE16 LPE16A LPE16S LPE16SA LPE16V LPE16VA	<b>3900-2040-000</b> LPE22V LPE22VA LPE24 LPE24A LPE24S LPE24SA LPE30 LPE30A LPE30S LPE30SA	<b>16000</b> LPE12 LPE12A LPE12S LPE12SA LPE12V LPE12VA LPE16 LPE16A LPE16S LPE16SA LPE16V LPE16VA	<b>5216-2059-000</b> LPE22V LPE22VA LPE24 LPE24A LPE24S LPE24SA LPE30 LPE30A LPE30S LPE30SA	<b>441-229-B</b> LPE12 LPE12A LPE12S LPE12SA LPE12V LPE12VA LPE16 LPE16A LPE16S LPE16SA LPE16V LPE16VA
BLADE ASY			GUARD		
					
<b>1210-2027-000</b> LPE12A LPE12SA LPE12VA	<b>490013001</b> LPE16A	<b>1210-2014-000</b> LPE24 LPE24A LPE24S LPE24SA	<b>372-082-AG</b> LPE12 LPE12A LPE12S LPE12SA	<b>372-086-AG</b> LPE16 LPE16A LPE16S LPE16SA	<b>372-087-AG</b> LPE24 LPE24A LPE24S LPE24SA
		<b>1210-2026-000</b> LPE30 LPE30A LPE30S LPE30SA	<b>372-085-AG</b> LPE12V LPE12VA	<b>372-084-AG</b> LPE16V LPE16VA	<b>372-088-AG</b> LPE30 LPE30A LPE30S LPE30SA
<b>1210-2029-000</b> LPE22V LPE22VA	<b>1210-2033-000</b> LPE16SA LPE16VA				<b>2504-2036-001</b> LPE22VA
SHUTTER		 <p style="text-align: center;"><b>LPEV</b></p>  <p style="text-align: center;"><b>LPES</b></p>			
					
<b>2644</b> LPE12S LPE12SA	<b>3538</b> LPE30S LPE30SA				
<b>2649</b> LPE16S LPE16SA					
<b>3534</b> LPE24S LPE24SA					



**BE SERIES COMMERCIAL BELT DRIVE EXHAUST FAN**

BLADE				
				
8528-8147 BE24	8528-8148 BE30	8528-8149 BE36	1210-2025-001 BE42	1016-0044-001 BE48
MOTOR		SHAFT-ARBOR	BELT	
				
3900-2068-000 BE24 BE30 BE36 BE42	517-083 BE48	5217-2006-000 BE24 BE30 BE36 BE42	9707-8053 BE24 9707-8055 BE30 1230-0003-000 BE36 4280 BE42	
PULLEY FAN	PULLEY MOTOR		BEARING (2 REQ)	
				
4436 BE24	612-019 BE24	4434 BE30	8526-8006 BE24	
1064 BE30 BE36	4507-2009-000 BE36	2594 BE42 BE48	BE30 BE36 BE42	
1804 BE42 BE48				

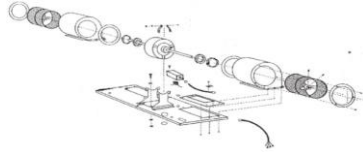
**MLP LOW-PROFILE SERIES**

MOTOR		BLOWER WHEEL RIGHT		BLOWER WHEEL LEFT	
					
<b>3900-2090-000</b> MLP36001115GA MLP3600115GR MLP36001115GRSS MLP42001110GA MLP42001110GR MLP42001110GRSS MLP48001108GA MLP48001108GR MLP48001108GRSS MLP60001108GA MLP60001108GR MLP60001108GRSS	<b>3900-2093-001</b> MLP36001208GA MLP36001208GR MLP36001208GRSS MLP42001208GA MLP42001208GR MLP42001208GRSS MLP48001206GA MLP48001206GR MLP48001206GRSS MLP60001206GA MLP60001206GR MLP60001206GRSS	<b>1225-2024-000</b> MLP36001115GA MLP3600115GR MLP36001115GRSS MLP36001208GA MLP36001208GR MLP36001208GRSS  <b>1225-2024-001</b> MLP42001110GA MLP42001110GR MLP42001110GRSS MLP42001208GA MLP42001208GR MLP42001208GRSS	<b>1225-2024-002</b> MLP48001108GA MLP48001108GR MLP48001108GRSS MLP48001206GA MLP48001206GR MLP48001206GRSS  <b>1225-2024-003</b> MLP60001108GA MLP60001108GR MLP60001108GRSS MLP60001206GA MLP60001206GR MLP60001206GRSS	<b>1225-2025-000</b> MLP36001115GA MLP3600115GR MLP36001115GRSS MLP36001208GA MLP36001208GR MLP36001208GRSS  <b>1225-2025-001</b> MLP42001110GA MLP42001110GR MLP42001110GRSS MLP42001208GA MLP42001208GR MLP42001208GRSS	<b>1225-2025-002</b> MLP48001108GA MLP48001108GR MLP48001108GRSS MLP48001206GA MLP48001206GR MLP48001206GRSS  <b>1225-2025-003</b> MLP60001108GA MLP60001108GR MLP60001108GRSS MLP60001206GA MLP60001206GR MLP60001206GRSS
CORD		GRILLE			SWITCH
					
<b>1420-2038-004</b> MLP36001115GA MLP3600115GR MLP36001115GRSS MLP42001110GA MLP42001110GR MLP42001110GRSS MLP48001108GA MLP48001108GR MLP48001108GRSS MLP60001108GA MLP60001108GR MLP60001108GRSS	<b>1420-2044-001</b> MLP36001208GA MLP36001208GR MLP36001208GRSS MLP42001208GA MLP42001208GR MLP42001208GRSS MLP48001206GA MLP48001206GR MLP48001206GRSS MLP60001206GA MLP60001206GR MLP60001206GRSS	<b>1809-2033-800</b> MLP36001115GA MLP36001208GA  <b>1809-2033-801</b> MLP42001110GA MLP42001208GA  <b>1809-2033-802</b> MLP48001108GA MLP48001206GA  <b>1809-2033-803</b> MLP60001108GA MLP60001206GA	<b>2501-2090-900</b> MLP3600115GR MLP36001208GR  <b>2501-2090-901</b> MLP42001110GR MLP42001208GR  <b>2501-2090-902</b> MLP48001108GR MLP48001206GR  <b>2501-2090-903</b> MLP60001108GR MLP60001206GR	<b>2501-2090-200</b> MLP36001115GRSS MLP36001208GRSS  <b>2501-2090-201</b> MLP42001110GRSS MLP42001208GRSS  <b>2501-2090-202</b> MLP48001108GRSS MLP48001206GRSS  <b>2501-2090-203</b> MLP60001108GRSS MLP60001206GRSS	<b>790-188</b> ALL MODELS
					



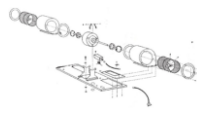


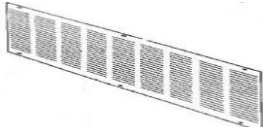

## HIGH VELOCITY SERIES AIR CURTAINS

### MOTOR BLOWER ASY

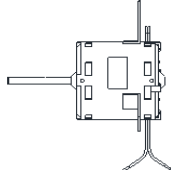
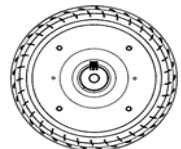
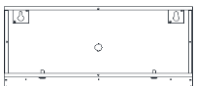

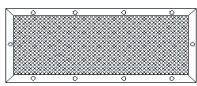



ACMB300		ACMB305		ACMB330									
EL36001300LI	EL76002500LI	EL36001305LI	EL76002505LI	EL36001330LI	EL76002530LI								
EL36001400LI	EL84002300LI	EL36001405LI	EL84002305LI	EL36001430LI	EL84002330LI								
EL36001500LI	EL84002400LI	EL36001505LI	EL84002405LI	EL36001530LI	EL84002430LI								
EL38001300LI	EL84002500LI	EL38001305LI	EL84002505LI	EL38001330LI	EL84002530LI								
EL38001400LI	EL96002300LI	EL38001405LI	EL96002305LI	EL38001430LI	EL96002330LI								
EL38001500LI	EL96002400LI	EL38001505LI	EL96002405LI	EL38001530LI	EL96002430LI								
EL42001300LI	EL96002500LI	EL42001305LI	EL96002505LI	EL42001330LI	EL96002530LI								
EL42001400LI	EL10803300LI	EL42001405LI	EL10803305LI	EL42001430LI	EL10803330LI								
EL42001500LI	EL10803400LI	EL42001505LI	EL10803405LI	EL42001530LI	EL10803430LI								
EL48001300LI	EL10803500LI	EL48001305LI	EL10803505LI	EL48001330LI	EL10803530LI								
EL48001400LI	EL12003300LI	EL48001405LI	EL12003305LI	EL48001430LI	EL12003330LI								
EL48001500LI	EL12003400LI	EL48001505LI	EL12003405LI	EL48001530LI	EL12003430LI								
EL60001300LI	EL12003500LI	EL60001305LI	EL12003505LI	EL60001330LI	EL12003530LI								
EL60001400LI	EL13203300LI	EL60001405LI	EL13203305LI	EL60001430LI	EL13203330LI								
EL60001500LI	EL13203400LI	EL60001505LI	EL13203405LI	EL60001530LI	EL13203430LI								
EL72002300LI	EL13203500LI	EL72002305LI	EL13203505LI	EL72002330LI	EL13203530LI								
EL72002400LI	EL14403300LI	EL72002405LI	EL14403305LI	EL72002430LI	EL14403330LI								
EL72002500LI	EL14403400LI	EL72002505LI	EL14403405LI	EL72002530LI	EL14403430LI								
EL76002300LI	EL14403500LI	EL76002305LI	EL14403505LI	EL76002330LI	EL14403530LI								
EL76002400LI		EL76002405LI		EL76002430LI									
<b>ACMB600</b> EL36001600LI EL60001600LI EL72002600LI EL96002600LI EL10803600LI		<b>ACMB605</b> EL96002605LI EL12003605LI		<b>ACMB630</b> EL96002630LI EL10803630LI EL12003630LI EL14403630LI									
<b>CABINET ASY</b>		<b>WIRE HARNESS</b>											
<table style="width: 100%; border-collapse: collapse;"> <tr> <td style="width: 80%;">1016-0096-000</td> <td style="width: 20%;">36"</td> </tr> <tr> <td>1016-0096-001</td> <td>38"</td> </tr> <tr> <td>1016-0096-002</td> <td>42"</td> </tr> <tr> <td>1016-0096-003</td> <td>48"</td> </tr> <tr> <td>1016-0096-004</td> <td>60"</td> </tr> </table>		1016-0096-000	36"			1016-0096-001	38"	1016-0096-002	42"	1016-0096-003	48"	1016-0096-004	60"
1016-0096-000	36"												
1016-0096-001	38"												
1016-0096-002	42"												
1016-0096-003	48"												
1016-0096-004	60"												
<b>GRILLE ASY</b>		<b>NOTE</b>		5TH DIGIT IN MODEL NUMBER DETERMINS MOTOR AND WIRE HARNESS QTY.									
		<table style="width: 100%; border-collapse: collapse;"> <tr> <td style="width: 80%;">1016-0093-000</td> <td style="width: 20%;">36"</td> </tr> <tr> <td>1016-0093-001</td> <td>38"</td> </tr> <tr> <td>1016-0093-002</td> <td>42"</td> </tr> <tr> <td>1016-0093-003</td> <td>48"</td> </tr> <tr> <td>1016-0093-004</td> <td>60"</td> </tr> </table>				1016-0093-000	36"	1016-0093-001	38"	1016-0093-002	42"	1016-0093-003	48"
1016-0093-000	36"												
1016-0093-001	38"												
1016-0093-002	42"												
1016-0093-003	48"												
1016-0093-004	60"												


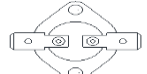
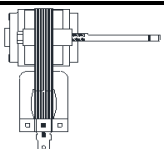

**SINGLE PHASE ENVIRONMENTAL SERIES ELECTRICALLY HEATED**

MOTOR BLOWER ASY	ELEMENT		THERMOSTAT	CABINET ASY	
	PICTURE NOT AVAILABLE				
ACMB125 ALL MODELS	APHE06240-1 E36061125H E42061125H E48061125H	APHE09240-1 E36091125H E42091125H E48091125H	T8775C1005 ALL MODELS		
GRILLE ASY			CABINET ASY		
					
1016-0093-000 E36061125H E36091125H	1016-0093-002 E42061125H E42091125H	1016-0093-003 E48061125H E48091125H	1016-0096-000 E36061125H E36091125H	1016-0096-002 E42061125H E42091125H	1016-0096-003 E48061125H E48091125H

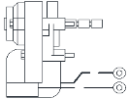
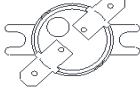
**24" DRIVE-THRU WINDOW UNIT**

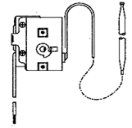
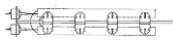
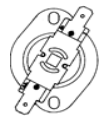
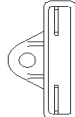
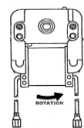
MOTOR (2 REQ)	IMPELLER (2 REQ)	CABINET	GRILLE	FILTER
				
3900-2069-000 E24001115F E24001115FG E24001115FHW E24001115G	8710-8022 E24001115F E24001115FG E24001115FHW E24001115G	1016-0109-000 E24001115F E24001115FG E24001115FHW E24001115G	2501-2066-000 E24001115F E24001115FG E24001115FHW E24001115G	2010-7009-028 E24001115F E24001115FHW 2010-7009-029 E24001115FG
				

**AFA SERIES (OBS)**






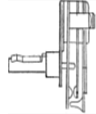
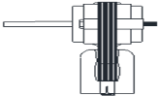



ELEMENTS					LIMIT			
								
<b>1802-2021-000</b>		<b>1802-2021-003</b>		<b>1802-2021-004</b>		<b>4520-2023-000</b>		
A1000IF	A1500IF	A1504IF	A1004IF	A2004T2B	A1000IF	A1500IFBNW	A2004IFB	
A1000IFA	A1500IFA	A1504IFA	A1004IFA	A2004T2BNW	A1000IFB	A1500T	A2004IFBNW	
A1000IFB	A1500IFB	A1504IFB	A1004IFB	A2404IF	A1000IFBNW	A1500T2B	A2004T	
A1000IFBNW	A1500IFBNW	A1504IFBNW	A1004IFBNW	A2404IFA	A1000T	A1500T2BNW	A2004T2B	
A1000T	A1500T	A1504T	A2004IF	A2404IFB	A1000T2B	A1504IF	A2004T2BNW	
A1000TA	A1500TA	A1504TA	A2004IFA	A2404IFBNW	A1000T2BNW	A1504IFB	A2404IF	
A1000T2	A1500T2	A1504T2	A2004IFB	A2404T	A1004IF	A1504IFBNW	A2404IFB	
A1000T2B	A1500T2B	A1504T2B	A2004IFBNW	A2404TA	A1004IFB	A1504T	A2404IFBNW	
A1000T2BNW	A1500T2BNW	A1504T2BNW	A2004T	A2404T2	A1004IFBNW	A1504T2B	A2404T	
			A2004TA	A2404T2B	A1500IF	A1504T2BNW	A2404T2B	
			A2004T2	A2404T2BNW	A1500IFB	A2004IF	A2404T2BNW	
<b>MOTOR</b>					<b>THERMOSTAT</b>			
								
<b>3900-2017-000</b>		<b>3900-2017-001</b>			<b>5813-2001-000</b>		<b>5813-2015-000</b>	
A0500IFA	A1000T2	A0504IFA	A1504IF	A2004TA	A0504TA	A0504T2	A1500T2BNW	
A0500IFB	A1000T2B	A0504IFB	A1504IFA	A2004T2	A1000T	A0504T2B	A1504T2B	
A0500IFBNW	A1000T2BNW	A0504IFBNW	A1504IFB	A2004T2B	A1000TA	A0504T2BNW	A1504T2BNW	
A0750IFA	A1500IF	A0504TA	A1504IFBNW	A2004T2BNW	A1500T	A1000T2	A2004T2	
A0750IFB	A1500IFA	A0504T2	A1504T	A2404IF	A1500TA	A1000T2B	A2004T2B	
A0750IFBNW	A1500IFB	A0504T2B	A1504TA	A2404IFA	A1504T	A1000T2BNW	A2004T2BNW	
A1000IF	A1500IFBNW	A0504T2BNW	A1504T2	A2404IFB	A1504TA	A1500T2	A2404T2B	
A1000IFA	A1500T	A0754IFA	A1504T2B	A2404IFBNW	A1504T2	A1500T2B	A2404T2BNW	
A1000IFB	A1500TA	A0754IFB	A1504T2BNW	A2404T	A2004T			
A1000IFBNW	A1500T2	A0754IFBNW	A2004IF	A2404TA	A2004TA			
A1000T	A1500T2B	A1004IF	A2004IFA	A2404T2	A2404T			
A1000TA	A1500T2BNW	A1004IFA	A2004IFB	A2404T2B	A2404TA			
		A1004IFB	A2004IFBNW	A2404T2BNW	A2404T2			
		A1004IFBNW	A2004T		A2404T2			


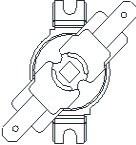
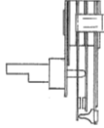
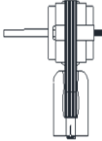














QVP					
MOTOR				LIMIT	
					
<b>42528-052-01</b>		<b>42528-052-02</b>		<b>4520-2025-000</b>	
VP1222	VP1222I	VP2022	VP2022I	VP1222C	VP2022IC
VP1222A	VP1222IB	VP2022A	VP2022IB	VP1222CNW	VP2022ICNW
VP1222AI	VP1222IBP	VP2022AI	VP2022IBP	VP1222IC	VP2422C
VP1222B	VP1222IC	VP2022B	VP2022IC	VP1222ICNW	VP2422CNW
VP1222C	VP1222ICNW	VP2022C	VP2022ICNW	VP2022C	VP2422IC
VP1222CNW		VP2022CNW		VP2022CNW	VP2422ICNW

A2500					
THERMOSTAT	ELEMENT	LIMIT	THERMAL FUSE	GRILLE	MOTOR
				PICTURE NOT AVAILABLE	
<b>1230-8232</b>	<b>6101-8752</b>	<b>8541-8056</b>	<b>8671-8037</b>	<b>8683-8272</b>	<b>8767-8036</b>
A2515T	A2530T	A2515T	A2515T	A2515T	A2515T
A2520T		A2520T	A2520T	A2520T	A2520T
A2530T		A2530T	A2530T	A2530T	A2530T
A2540T		A2540T	A2540T	A2540T	A2540T
A2548T		A2548T	A2548T	A2548T	A2548T



1235 & 2435 SERIES (OBS)					
SCREEN		KNOB	FACE PLATE	LIMIT	
					
<b>1235-0037</b> 1235 2435	<b>8850-8046</b> 1235P 2435P	<b>3301-2047-000</b> ALL MODELS	<b>4503-2094-000</b> ALL MODELS	<b>8541-8054</b> ALL MODELS	
THERMOSTAT	MOTOR	FAN BLADE	ELEMENT	THERMAL FUSE	
					
<b>1230-8194</b> ALL MODELS	<b>1235-0007</b> ALL MODELS	<b>1235-0008</b> ALL MODELS	<b>6101-8741</b> ALL MODELS	<b>8671-8036</b> 2435 2435P	

B2400 SERIES (OBS)			
ELEMENT		LIMIT	THERMOSTAT
			
<b>6101-8741</b> B2451	<b>6101-8742</b> B2452	<b>8541-8055</b> ALL MODELS	<b>1230-8206</b> ALL MODELS
MOTOR		FAN BLADE	THERMAL FUSE
			
<b>8767-8035</b> B2451	<b>8767-8036</b> B2452	<b>991-313</b> ALL MODELS	<b>8671-8037</b> B2452

CWH2000								
ELEMENT							BLADE	
								
<b>302023801</b> CWH2101 CWH2101A CWH2101B CWH2101BWW CWH2101DS CWH2101DSB CWH2101DSBWW CWH2101DF	<b>302023802</b> CWH2151 CWH2151A CWH2151B CWH2151BWW CWH2151DS CWH2151DSB CWH2151DSBWW CWH2151F	<b>302023803</b> CWH2157 CWH2157A CWH2157B CWH2157BWW CWH2157DSBWW CWH2157F	<b>302023804</b> CWH2208 CWH2208A CWH2208B CWH2208BWW CWH2208SBNW CWH2208F	<b>302023805</b> CWH2202 CWH2202A CWH2202B CWH2202BWW CWH2202DS CWH2202DSB CWH2202DSBWW CWH2202F	<b>302023806</b> CWH2207 CWH2207A CWH2207B CWH2207BWW CWH2207DS CWH2207DSB CWH2207DSBWW CWH2207F	<b>302023808</b> CWH2201 CWH2201A CWH2201B CWH2201BTL CWH2201BWW CWH2201DS CWH2201DSB CWH2201DSBWW CWH2201F	<b>490061001</b> ALL MODELS	
MOTOR				THERMOSTAT				KNOB
								
<b>490062001</b> CWH2101 CWH2101A CWH2101B CWH2101BWW CWH2101DS CWH2101DSB CWH2101DSBWW CWH2101F CWH2151 CWH2151A CWH2151B CWH2151BWW CWH2151DS		CWH2151DSB CWH2151DSBWW CWH2151F CWH2201 CWH2201A CWH2201B CWH2201BWW CWH2201BLT CWH2201BWW CWH2201DS CWH2201DSB CWH2201DSBWW CWH2201F	<b>490062002</b> CWH2208 CWH2208A CWH2208B CWH2208BWW CWH2208SBNW CWH2208F	<b>490062003</b> CWH2202A CWH2202B CWH2202BWW CWH2202DS CWH2202DSB CWH2202DSBWW CWH2202F	<b>490062004</b> CWH2157 CWH2157A CWH2157B CWH2157BWW CWH2157F CWH2207 CWH2207A CWH2207B CWH2207BWW CWH2207DS CWH2207DSB CWH2207DSBWW CWH2207F	<b>5813-2001-000</b> CWH2101 CWH2101A CWH2101B CWH2101BWW CWH2101DS CWH2101DSB CWH2101DSBWW CWH2101F CWH2151 CWH2151A CWH2151B CWH2151BWW CWH2151DS CWH2151DSB CWH2151DSBWW CWH2151F CWH2157 CWH2157A CWH2157B CWH2157BWW CWH2157DSBWW CWH2157F	<b>5813-2002-000</b> CWH2202 CWH2202A CWH2202B CWH2202BWW CWH2202DS CWH2202DSB CWH2202DSBWW CWH2202F CWH2207 CWH2207A CWH2207B CWH2207BWW CWH2207DS CWH2207DSB CWH2207DSBWW CWH2207F CWH2208 CWH2208A CWH2208B CWH2208BWW CWH2208DSBWW CWH2208F	<b>3301-2001-000</b> MODELS W/THERMOSTAT
FAN DELAY		LIMIT		MANUAL RESET	LIGHT		DISCONNECT SW	
								
<b>410074000</b> CWH2101 CWH2101B CWH2101BWW CWH2101DS CWH2101DSB CWH2101DSBWW CWH2101F CWH2151 CWH2151B CWH2151BWW CWH2151DS CWH2151DSB CWH2151DSBWW CWH2157 CWH2157B CWH2157BWW CWH2157DSBWW CWH2157F CWH2201 CWH2201B CWH2201BLT CWH2201BWW		<b>1414-2009-000</b> CWH2101A CWH2101DS CWH2151A CWH2151DS CWH2157A CWH2201A CWH2201DS CWH2202A CWH2202F CWH2207 CWH2207A CWH2207DS CWH2208A	<b>410143000</b> CWH2101 CWH2101B CWH2101BWW CWH2101DS CWH2101F CWH2151 CWH2151B CWH2151BWW CWH2151DS CWH2151DSB CWH2151DSBWW CWH2151F CWH2157 CWH2157B CWH2157BWW CWH2157DSBWW CWH2157F CWH2201 CWH2201B CWH2201BLT CWH2201BWW		<b>4520-11016-000</b> CWH2101A CWH2101DS CWH2151A CWH2157A CWH2201A CWH2201DS CWH2202A CWH2202DS CWH2207A CWH2207DS CWH2208A	<b>3510-2008-002</b> CWH2157B CWH2157BWW CWH2157DSBWW CWH2202B CWH2202BWW CWH2202DSB CWH2202DSBWW CWH2207B CWH2207BWW CWH2207DSB CWH2207DSBWW CWH2208B CWH2208BWW CWH2208DSBWW	<b>3510-2008-003</b> CWH2101B CWH2101BWW CWH2101DSB CWH2101DSBWW CWH2151B CWH2151BWW CWH2151DSB CWH2151DSBWW CWH2201B CWH2201BWW CWH2201DSB CWH2201DSBWW	<b>410170001</b> CWH2101DS CWH2101DSB CWH2101DSBWW CWH2151DS CWH2151DSB CWH2151DSBWW CWH2157DS CWH2157DSB CWH2157DSBWW CWH2201DS CWH2201DSB CWH2201DSBWW CWH2207DS CWH2207DSB CWH2207DSBWW CWH2208DSBWW

**CU-A & CU-B OBSOLETE**

MODEL CU-B							
CABINET SERIES	PART NUMBER						
	FINTUBE HEATING ELEMENT (RETANGULAR ALUMINUM FIN)					FILTERS A & B MODELS	
	QTY.	208V	240V	277V & 480V 4-WIRE	480V 3-WIRE	THROWAWAY	REUSABLE
1200	2						
1300	3						
1400	4	1802-0103-001	1802-0103-002	1802-0103-003	1802-0103-004	2010-7008-001	2010-7009-001
1500	5						
1600	6						
2200	2						
2300	3						
2400	4	1802-0103-005	1802-0103-006	1802-0103-007	1802-0103-008	2010-7008-002	2010-7009-002
2500	5						
2600	6						
3200	2						
3300	3						
3400	4	1802-0103-009	-	1802-0103-011	1802-0103-012	2010-7008-003	2010-7009-003
3500	5						
3600	6						
4200	2						
4300	3						
4400	4	-	1802-0103-014	-	1802-0103-016	2010-7008-004	2010-7009-004
4500	5						
4600	6						
5200	2						
5300	3						
5400	4	-	-	-	-	2010-7008-005	2010-7009-005
5500	5						
5600	6						

MODELS CU-A & CU-B							
CABINET SERIES	PART NUMBER						
	BLOWER WHEEL	SHAFT	BEARINGS (2 EA)	COUPLING	FAN MOTOR	HIGH LIMIT	
						ALL EXCEPT CUI	CUI MODELS ONLY
1200-1600	6406-7001-001	-	-	-	3900-0558-000	4520-0011-007	-
2200-2600	6406-7001-001	-	-	-	3900-0559-000	4520-0011-007	-
3200-3600	6406-7001-002	5217-7007-001	2011-7017-000	1410-7003-001	3900-0563-000	-	4520-0011-009
4200-4600	6406-7001-002	5217-7007-002	2011-7017-000	1410-7003-001	3900-0563-000	-	4520-0011-009
5200-5600	6406-7001-002	5217-7007-003	2011-7017-000	1410-7003-001	3900-0563-000	-	4520-0011-009

PARTS COMMON TO ALL MODELS				CIRCUIT BREAKERS			
DESCRIPTION	PART NUMBER	VOLTAGE RATING	NUMBER OF POLES	AMPS	PART NUMBERS		
FAN RELAY:							
24V	CUBFDRK24			15		4520-7009-014	
120V	CUBFDRK120			20		4520-7009-015	
240V	CUBFDRK240			25		4520-7009-016	
SELECTOR SWITCH	5216-0302-000		2	30		4520-7009-017	
THERMOSTAT	-			35		4520-7009-018	
STEP-DOWN TRANSFORMER	5814-7013-003			40		4520-7009-019	
BUCK-BOOST TRANSFORMER	490015007			45		4520-7009-020	
SUMMER FAN SWITCH	5216-0302-000			50		4520-7009-021	
				60		4520-7009-022	
*CONTACTORS, CU-B				15		4520-7009-008	
2 POLE/30 AMP, 24V HOLDING COIL	5018-0003-000			20		4520-7009-004	
2 POLE/30 AMP, 120V HOLDING COIL	5018-0003-001			25		4520-7009-010	
2 POLE/30 AMP, 208V/240V HOLDING COIL	5018-0003-002			30		4520-7009-005	
3 POLE/ 35 AMP, 24V HOLDING COIL	5018-0005-004		3	35		4520-7009-011	
3 POLE/ 35 AMP, 120V HOLDING COIL	5018-0005-005			40		4520-7009-006	
3 POLE/ 35 AMP, 208V/240V HOLDING COIL	5018-0005-006			45		4520-7009-012	
*CONTACTORS, CU-A				50		4520-7009-001	
2 POLE/30 AMP, 24V HOLDING COIL	5018-0004-100			60		4520-7009-007	
2 POLE/30 AMP, 120V HOLDING COIL	5018-0004-101			15		4520-7008-013	
2 POLE/30 AMP, 208V/240V HOLDING COIL	5018-0004-102			20		4520-7008-014	
3 POLE/ 50 AMP, 24V HOLDING COIL	5018-0006-000		2	25		4520-7008-015	
3 POLE/ 50 AMP, 120V HOLDING COIL	5018-0006-001			30		4520-7008-016	
3 POLE/ 50 AMP, 208V/240V HOLDING COIL	5018-0006-002			35		4520-7008-017	
				40		4520-7008-018	
				50		4520-7008-020	
				60		4520-7008-021	
* SEE INSTALLATION INSTRUCTIONS FOR SELECTION CHART OR CONSULT FACTORY				15		4520-7008-005	
				20		4520-7008-006	
				25		4520-7008-008	
				30		4520-7008-001	
				35		4520-7008-009	
				40		4520-7008-007	

**Reference Data**

**HOW TO ORDER**

**RATING SERIES PRODUCT NUMBERS**  
The last group of four numbers describe the Unit Size, Heating Capacity Voltage Rating and Type of Control:

**Number of Fans and Cabinet Series** are indicated by the first number.

- 1 - One Fan                    Series 1000 Cabinet
- 2 - Two Fans                Series 2000 Cabinet
- 3 - Three Fans              Series 3000 Cabinet
- 4 - Four Fans                Series 4000 Cabinet
- 5 - Five Fans                Series 5000 Cabinet

**Number of Fintube Heating Elements** and the corresponding Unit Heating Capacity are indicated by the second number.

	Cabinet Series				
	1000	2000	3000	4000	5000
2 Element	2.0kW	4.0kW	5.3kW	6.7kW	8.0kW
3 Element	3.0kW	6.0kW	8.0kW	10.0kW	12.0kW
4 Element	4.0kW	8.0kW	10.7kW	13.3kW	16.0kW
5 Element	5.0kW	10.0kW	13.3kW	16.7kW	20.0kW*
6 Element	6.0kW	12.0kW	16.0kW	20.0kW	24.0kW*

Not available in all voltages. See table on page 2.

**Electric Power Supply** for the heating Circuit is indicated by the third number as follows:

- 1 - 208V Single Phase      4 - 240V Three Phase      7 - 480V Three Phase 3 Wire
- 2 - 208V Three Phase      5 - 277V Single Phase      8 - 347V Single Phase
- 3 - 240V Single Phase      6 - 480V Three Phase 4 Wire    9 - 600V Three Phase

Control Supply and Circuit are defined by the fourth number.

**NOTE:** A thermostat either integral or remote, must be used for proper operation of heater.

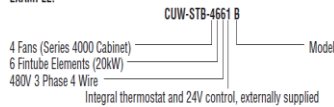
Thermostat	Voltage	Supply	For Use Only With Models
0- Integral	120	External	CUC, CUF, CUW
1- Integral	24	External	CUC, CUF, CUW
2- Integral	208/240*	Internal	CUC, CUF, CUW
3- Remote	120	External	All Models
4- Remote	24	External	All Models
5- Remote	208/240*	Internal	All Models
6- Remote	24	Internal	All Models
7- Remote	120	Internal	All Models
8- Integral	24	Internal	CUC, CUF, CUW
9- Integral	120	Internal	CUC, CUF, CUW

\*Control Voltage is 208 VAC on units with 208 VAC Heating Circuit.



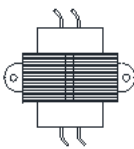

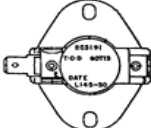

**MODEL LETTER**

The letter "B" at the end of the catalog number designates the unit as a "B" model.







**EXAMPLE:**

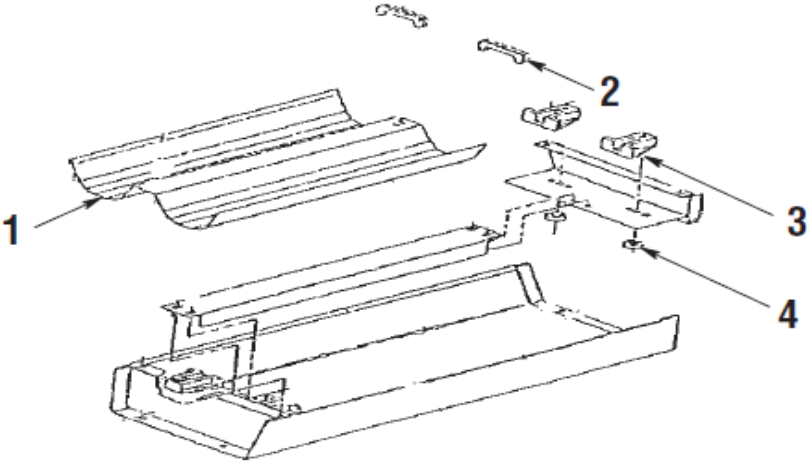


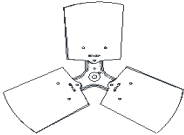
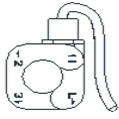
**VUH & VUH-A**

BLADE	RELAY		TRANSFORMER																	
																				
<p><b>490020000</b></p> <p>H2520 H2524 H2548 H2555 H2560 H3020 H3024 H3048 H3055 H3060 H4020 H4024 H4048 H4055 H4060</p>	<p><b>5018-0005-006</b></p> <p>H1020A      H1048A H1024A      H1555A H1027A      H1560A H1034A      H2020 H1048A      H2024 H1055A      H2027 H1060A      H2034 H1520A      H2048 H1524A      H2055 H1527A      H2060 H1534A</p>		<p><b>5018-0006-002</b></p> <p>H2520 H2524 H2548 H2555 H3020 H3024 H3048 H3055 H4020 H4024 H4048 H4055 H5020 H5024 H5060</p> <table border="1" data-bbox="1040 380 1468 808"> <thead> <tr> <th data-bbox="1040 380 1256 457"><b>490015018</b></th> <th data-bbox="1256 380 1468 457"><b>490015008</b></th> </tr> </thead> <tbody> <tr> <td data-bbox="1040 407 1256 457">H1034A H1534A</td> <td data-bbox="1256 407 1468 457">H5048 H5055</td> </tr> <tr> <th data-bbox="1040 457 1256 514"><b>490015019</b></th> <th data-bbox="1256 457 1468 514"><b>490015012</b></th> </tr> <tr> <td data-bbox="1040 485 1256 514">H2034</td> <td data-bbox="1256 485 1468 514">H2060</td> </tr> <tr> <th data-bbox="1040 514 1256 592"><b>490015021</b></th> <th data-bbox="1256 514 1468 592"><b>490015015</b></th> </tr> <tr> <td data-bbox="1040 541 1256 592">H1060A H1560A</td> <td data-bbox="1256 541 1468 592">H2560 H3060 H4060</td> </tr> <tr> <th data-bbox="1040 592 1256 808"><b>490015005</b></th> <th data-bbox="1256 592 1468 808"><b>490015015</b></th> </tr> <tr> <td data-bbox="1040 625 1256 808">H2027</td> <td data-bbox="1256 625 1468 808">H5060</td> </tr> </tbody> </table>		<b>490015018</b>	<b>490015008</b>	H1034A H1534A	H5048 H5055	<b>490015019</b>	<b>490015012</b>	H2034	H2060	<b>490015021</b>	<b>490015015</b>	H1060A H1560A	H2560 H3060 H4060	<b>490015005</b>	<b>490015015</b>	H2027	H5060
<b>490015018</b>	<b>490015008</b>																			
H1034A H1534A	H5048 H5055																			
<b>490015019</b>	<b>490015012</b>																			
H2034	H2060																			
<b>490015021</b>	<b>490015015</b>																			
H1060A H1560A	H2560 H3060 H4060																			
<b>490015005</b>	<b>490015015</b>																			
H2027	H5060																			
<b>LIMIT</b>	<b>FAN DELAY</b>	<b>CAPACITOR</b>																		
																				
<p><b>410029000</b> ALL MODELS</p>	<p><b>410126000</b> ALL MODELS</p>	<p><b>1432-0002-003</b> ALL MODELS</p>																		

KD/KS			
UNIT SIZE	PART NUMBER		
	208V	240V	277V
ELEMENTS (AFTER 1993) (250 WATTS/FT. - SEE NOTE 1)			
24" CABINET	1802-2016-001	1802-2016-003	1802-2016-003
36" CABINET	1802-2016-009	1802-2016-010	1802-2016-011
48" CABINET	-	1802-2016-024	1802-2016-024
REPAIR PARTS (AFTER 1993)			
DISCRIPTION		PART NUMBER	
SPOT HIGH LIMIT		410027000	
OPT. THERMOSTAT, 1-POLE		410112000	
OPT. THERMOSTAT, 2-POLE		410113000	
OPTIONAL RELAY ( PRIOR TO 1993) (SEE NOTE 2)			
IDENTIFICATION NUMBER ON RELAY		PART NUMBER	
134-60103-301 (24V)		5018-2006-000	
134-60203-301 (120V)		5018-2021-001	
134-60303-301 (208V/240V)		5018-2006-002	
134-62303-301 (277V)		5018-2006-003	
NOTE 1: 500W/FT. UNITS REQUIRE 2 ELEMENTS. 750W/FT. UNITS REQUIRE 3 ELEMENTS. 1000W/FT. UNITS REQUIRE 4 ELEMENTS.			
NOTE 2: WITH SUFFIX "R" ADDED TO CATALOG NUMBER.			

QDB SERIES				
				
DISCRIPTION	PART NUMBERS			
	120V	208V	240V	277V
*ELEMENT (100 WATTS/FT)				
38"	1802-2016-014	1802-2016-006	1802-2016-007	1802-2016-015
50"	1802-2016-016	1802-2016-017	1802-2016-018	1802-2016-019
62"	1802-2016-026	1802-2016-027	1802-2016-028	1802-2016-029
*ELEMENT (188 WATTS/FT)				
38"	1802-2016-012	1802-2016-010	1802-2016-011	1802-2016-013
50"	1802-2016-020	1802-2016-024	1802-2016-025	1802-2016-021
62"	1802-2016-030	1802-2016-034	1802-2016-035	1802-2016-031
				
LINEAR LIMIT		TERMINAL BOX COVER	ELEMENT HANGER CLIP	
38"	410122003	310527001	402020000	
50"	410122004			
62"	410122005			
				
FRONT COVER		TOP GRILLE ASSEMBLY		
38"	310124008	38"	310817903	
50"	310124009	50"	310817904	
62"	310124010	62"	31087905	

RDO SERIES				
KEY NUMBER	DESCRIPTION	PART NUMBER		
		RDO26	RDO35	RDO48
1	REFLECTOR: 60/90 SYM	-	-	-
	30 DEGREES SYM	-	-	-
	60/90 ASYM	-	-	-
	30 DEGREES ASYM	-	-	-
2	INSULATOR	-	-	-
3	TERMINAL BLOCK (4 REQ)	1224-0049-000	1224-0049-000	1224-0049-000
4	ELEMENT TERM. BUSH. (4 REQ)	1213-0070-000	1213-0070-000	1213-0070-000
SOME ELEMENTS AVAILABLE-SEE FACTORY				
				
QRH SERIES				
ELEMENTS	RH16-91S-208	2QL16208		
	RH16-91S-240	2QL16240		
	RH16-91S-277	2QL16277		

OBSELETE INDUSTRIAL AIR CIRCULATORS			
BLADE			SWITCH
			
LCCLIN2419BL LCHHD24	1210-2035-000 LCHXN24	1210-2014-000 LCHIN24	5216-2059-000 LCHHD24 LCHHD30 LCHIN24 LCHIN30
LCCLIN30BL LCHHD30	LCCLIN3016BL LCHXN30	1210-2026-000 LCHIN30	