



PROTO



**RATCHETS ARE THE MOST-USED TOOLS IN ANY BOX.
ESPECIALLY WHEN THEY'RE STAMPED PROTO®.**

Our drive tools are super efficient with features like pear-shaped heads that fit in tight spaces, reversing levers you can switch easily with one-hand and knurled grips to prevent slippage. Our sockets are strong and sure, whether you're talking the aerospace spline variety or our standard TorquePlus™ models that all but eliminate fastener rounding. And every ratchet and socket we make is crafted to resist corrosion, stand up to use and work flawlessly every time you reach for it. Which will likely be a million times and then some.

HAND SOCKETS, DRIVE TOOLS, AND ACCESSORIES



6 Point 1/4" Drive Hand Sockets

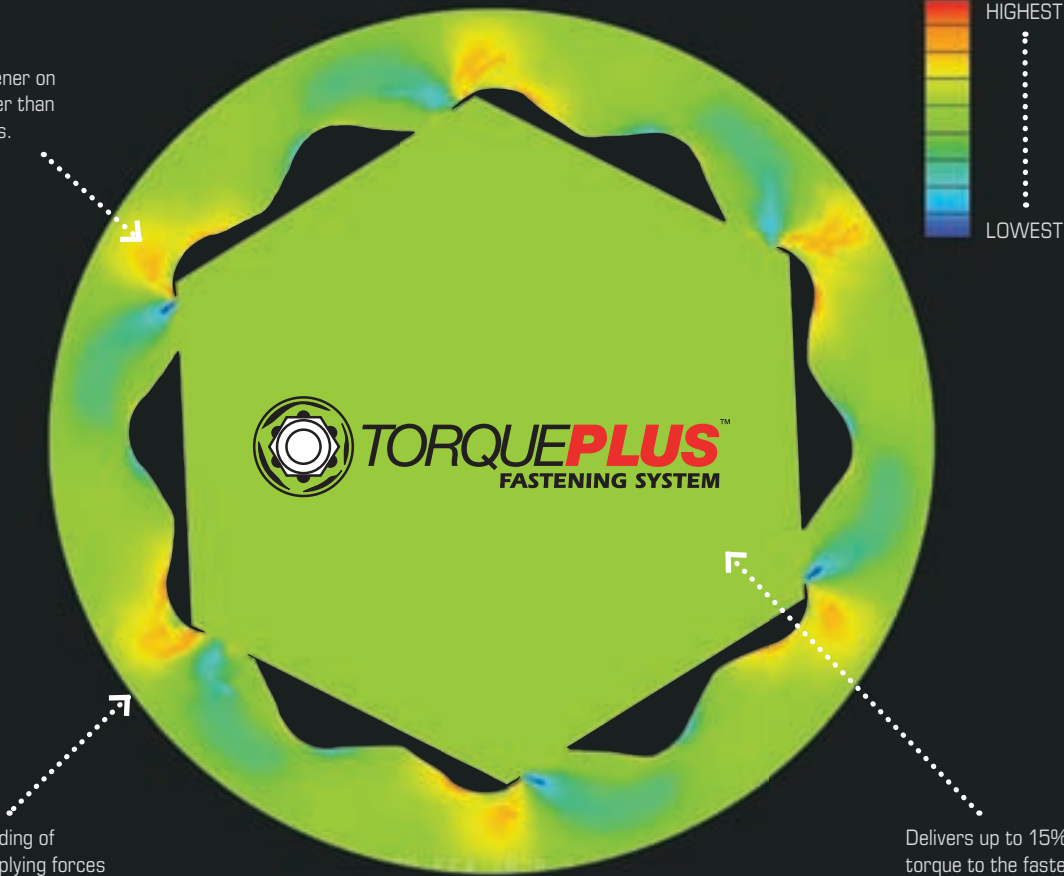
PROTO



TORQUEPLUS™ DELIVERS POWER WHERE YOU NEED IT

With TorquePlus™ technology, our sockets grip fasteners tighter than a conventional socket can, enabling you to solidly seat fasteners and more easily break stubborn fasteners free.

Engages fastener on the flats rather than on the corners.



Reduces rounding of corners by applying forces over a larger surface area.

Delivers up to 15% more torque to the fastener shaft or nut.

CONVENTIONAL SOCKETS VS TORQUEPLUS™

The difference is in the points. A TorquePlus™ socket features rounded points which allow the socket walls to contact the fastener walls, keeping pressure off the points. This engineering change helps the socket find a longer, better grip on the flat of the fastener head. All Proto® hand sockets feature the innovative TorquePlus™ design.



RATCHET GUIDE

STANDARD PEAR HEAD RATCHETS
24-tooth gear produces 15° arc per click.



PREMIUM PEAR RATCHETS
45-tooth gear produces 8° arc per click. Sealed ratchet head available with Quick Release button.



AEROSPACE RATCHETS
Vertical hole drilled through drive plug. Installs frangible collars onto threaded pins.



ROUND HEAD RATCHETS
72-tooth gear produces 5° arc for precision applications.



FEMALE DRIVE RATCHETS
Used on plug-end connectors like clamps, threading machines, and pipe-end caps.



FLEX-HEAD RATCHETS
Pivoting head to reach bolts at different angle.



LONG-HANDLED RATCHETS
Various lengths for extra leverage.



INSULATED RATCHETS
Insulated to 1000V AC or 1500V DC.

SPUD HANDLE RATCHETS
Lines up steel beams before the bolts are tightened.



SCAFFOLDING RATCHETS
Single-piece socket and drive tool with tether hole.



STUBBY RATCHETS
Used for tight quarters and enclosed spaces.

SOCKETS

We offer a wide range of socket sizes with different point counts to meet an equally wide range of job site needs. The right tool for the right job is frequently a very specific tool.



6 POINT



8 POINT



12 POINT

FINISHES

Finishes protect the tool from dirt, wear and light damage. Different finishes serve different goals and industry needs.

Polished Chrome

finish is the industry standard. We upgrade ours to meet aerospace standards where applicable.



FRACTIONAL



METRIC



DEEP


Black Oxide is used where the threat of any chrome peeling or chipping might be an issue.



Satin Chrome is used in larger sizes. The finish has more grip and better handling, especially with gloved hands.



SPLINE



SPARK PLUG



UNIVERSAL

DRIVE SIZES: 1/4", 1/2", 3/4", 3/8" AND 1"

Manufactured to exceed ASME B107 specifications, Proto® sockets have a hardness rating of 47 to 51 HRC. Proto® leads the industry in the breadth and depth of its product line, and we have added more new sizes to our 1/2" Drive, 3/8" Drive and 1/4" Drive sockets.



SCREWDRIVER BITS

Allows ratchets to sink and remove fasteners quicker than standard screwdrivers. Most sets will have a good range of the standard bits, along with a mix of specialty ones.



SLOTTED



PHILLIPS®



TORX®

HEX BITS

Available in both metric and fractional sizes, Proto® Hex Bits also come in different lengths. The Ball End Hex Bit allows you to pivot as much as 15° in order to reach fasteners offset from the vertical.



BALL END



SHORT




MEDIUM



LONG

CROWFOOT

Frequently used where obstructions are an issue, a Crowfoot wrench, with a locking extension, can reach around pipes, tubes and rods that block direct access to the fastener.



OPEN END



FLARE NUT



**12 POINT
FLARE NUT**

INSULATED SOCKETS AND BITS

Used in electrical applications where it is not possible to power down the equipment being serviced. They must be used with insulated ratchets and extensions.



SOCKET



BITS



STANDARD LENGTH PREMIUM PEAR HEAD RATCHETS



- › Small pear head design for access in tight, hard to reach work areas.
- › 45-tooth gear provides balance between 8° articulation angle and high torque carrying capacity.
- › Sealed design helps prevent debris from entering the ratchet mechanism reducing wear. Also, helps to keep lubrication contained within the components. Patent pending design.
- › Low profile reversing lever design for quick, one-hand operation.
- › Contoured, ergonomically-designed handle for comfort. Knurled bands allow for increased grip and slip resistance.
- › Double nickel chrome plated for enhanced corrosion protection or black oxide finish.
- › Field repairable.



Product #	Drive Size (in)	Finish	Overall Length (in)	Weight (lbs)	Repair Kit
J4749XL	1/4	Full Polish	5-45/64	0.25	J4749XLRK
J4749XLBL	1/4	Black Oxide	5-45/64	0.25	J4749XLRK
J5249XL	3/8	Full Polish	8-1/2	0.86	J5249XLRK
J5249XLBL	3/8	Black Oxide	8-1/2	0.87	J5249XLRK
J5449XL	1/2	Full Polish	10-1/2	1.72	J5449XLRK
J5449XLBL	1/2	Black Oxide	10-1/2	1.72	J5449XLRK

ASME B107.500

QUICK RELEASE PREMIUM PEAR HEAD RATCHETS



- › Small, pear head design for access in tight, hard to reach work areas.
- › 45-tooth gear, 8° swing articulation.
- › Low profile quick release button for access in restricted areas.
- › Low profile reversing lever design for quick, one-hand operation.
- › Patented sealed head design helps prevent debris from entering the ratchet mechanism reducing wear. Also, helps to keep lubrication contained within the components.
- › Contoured, ergonomically-designed handle for comfort.
- › Knurled bands allow for increased grip and slip resistance.
- › Full polished handle, easy to clean.
- › Double nickel chrome plated for enhanced corrosion protection meeting aerospace requirements.
- › Field repairable.



Product #	Drive Size (in)	Finish	Overall Length (in)	Weight (lbs)	Repair Kit
J4749XLQR	1/4	Full Polish	6-11/16	0.25	J4749XLQRRK
J4749XLQRBL	1/4	Black Oxide	6-11/16	0.25	J4749XLQRRK
J5249XLQR	3/8	Full Polish	8-1/2	0.86	J5249XLQRRK
J5249XLQRBL	3/8	Black Oxide	8-1/2	0.86	J5249XLQRRK
J5449XLQR	1/2	Full Polish	10-1/2	1.72	J5449XLQRRK
J5449XLQRBL	1/2	Black Oxide	10-1/2	1.72	J5449XLQRRK
J5450XLQR	1/2	Full Polish	15	2.18	J5449XLQRRK
J5450XLQRBL	1/2	Black Oxide	15	2.18	J5449XLQRRK

ASME B107.10





LONG HANDLE PREMIUM PEAR HEAD RATCHETS

- › Small pear head design for access in tight, hard to reach work areas.
- › 45-tooth gear provides balance between 8° articulation angle and high torque carrying capacity.
- › Sealed design helps prevent debris from entering the ratchet mechanism reducing wear. Also, helps to keep lubrication contained within the components. Patent pending design.
- › Low profile reversing lever design for quick, one-hand operation.
- › Contoured, ergonomically-designed handle for comfort. Knurled bands allow for increased grip and slip resistance.
- › Double nickel chrome plated for enhanced corrosion protection or black oxide finish.
- › Field repairable.



Product #	Drive Size (in)	Finish	Overall Length (in)	Weight (lbs)	Repair Kit
J5250XL	3/8	Full Polish	11	1.03	J5249XLRK
J5250XLBL	3/8	Black Oxide	11	0.98	J5249XLRK
J5450XL	1/2	Full Polish	15	2.18	J5449XLRK
J5450XLBL	1/2	Black Oxide	15	2.18	J5449XLRK



ASME B107.500

AEROSPACE PREMIUM PEAR HEAD RATCHETS

- › Vertical hole drilled in drive plug, designed for installation of frangible collars on threaded pins.
- › Unique 45-tooth gear pawl design provides 8° ratcheting angle while maximizing ultimate torque.
- › Thin head design for access into tight work areas.
- › Reversing lever designed for quick, one-hand operation.
- › Full polish nickel chrome plated.



Product #	Drive Size (in)	Finish	Overall Length (in)	Weight (lbs)	Repair Kit
J4749XLHS	1/4	Full Polish	5-45/64	0.25	J4749XLHSRK
J5249XLHS	3/8	Full Polish	8-1/2	0.86	J5249XLHSRK



ASME B107.500

AEROSPACE CLASSIC PEAR HEAD RATCHETS

- › Vertical hole drilled in drive plug, designed for installation of frangible collars on threaded pins.
- › Metal spring clip on drive plug for positive socket retention.
- › 24-tooth gear provides 15° articulation angle.
- › Thin head design for access into tight work areas.
- › Reversing lever designed for quick, one-hand operation.
- › Full polish double nickel chrome plated.



Product #	Drive Size (in)	Finish	Overall Length (in)	Weight (lbs)	Repair Kit
J4749HS	1/4	Full Polish	5	0.25	J4749RK
J5249HS	3/8	Full Polish	7	0.62	J5249HSRK



ASME B107.500

STUBBY CLASSIC PEAR HEAD RATCHETS

- › Robust 24-tooth design with 15° arc swing.
- › Alloy steel drive gear for strength and durability.
- › Low profile head for access in constricted areas.
- › Reversing lever design for quick, one-hand operation.
- › Knurled slip-resistant grip.



Product #	Drive Size (in)	Finish	Overall Length (in)	Weight (lbs)	Repair Kit
J5248S	3/8	Full Polish	5	0.28	J5249RK



ASME B107.500



STANDARD LENGTH CLASSIC PEAR HEAD RATCHETS

- › Robust 24-tooth gear/floating pawl design provides 15° ratcheting angle while maximizing ultimate torque.
- › Thin head design for access into tight work areas.
- › Reversing lever designed for quick, one-hand operation.



Product #	Drive Size (in)	Finish	Overall Length (in)	Weight (lbs)	Repair Kit
J4749	1/4	Full Polish	5	0.26	J4749RK
J4749BL	1/4	Black Oxide	5	0.24	J4749RK
J5249	3/8	Full Polish	7	0.61	J5249RK
J5249BL	3/8	Black Oxide	7	0.62	J5249RK
J5449	1/2	Full Polish	10	1.57	J5449RK
J5449BL	1/2	Black Oxide	10	1.74	J5449RK
J5649	3/4	Full Polish	20	6.00	J5649RK
J5649BL	3/4	Black Oxide	20	6.00	J5649RK

 ASME B107.500

CLASSIC PEAR HEAD RATCHET WITH OVERSIZED REVERSE LEVER

- › Oversized reverse lever for easy reversing while wearing work gloves.
- › Reversing lever designed for quick one-hand operation.
- › Ideal ratchet for lineman operations.
- › Robust 24-tooth gear/floating pawl design provides 15° ratcheting angle while maximizing ultimate torque.



Product #	Drive Size (in)	Finish	Overall Length (in)	Weight (lbs)	Repair Kit
J5449UT	1/2	Full Polish	10	1.50	J5449UTRK

 ASME B107.500

LONG HANDLE CLASSIC PEAR HEAD RATCHETS

- › Robust 24-tooth gear/floating pawl design provides 15° ratcheting angle while maximizing ultimate torque.
- › Alloy steel drive gear for strength and durability.
- › Low profile head for access in constricted areas.
- › Reversing lever design for quick, one-hand operation.
- › Knurled slip-resistant grip.



Product #	Drive Size (in)	Finish	Overall Length (in)	Weight (lbs)	Repair Kit
J5250	3/8	Full Polish	11	0.89	J5249RK
J5250BL	3/8	Black Oxide	11	0.81	J5249RK
J5450	1/2	Full Polish	16	2.03	J5449RK
J5450BL	1/2	Black Oxide	16	2.03	J5449RK

 ASME B107.500





CLASSIC PEAR HEAD RATCHET - MALE/FEMALE

- › An extra safety factor is provided through the use of a spring-loaded pellet in each male drive plug that snaps into a hole in the drive end of the socket and acts as a retaining pin. The socket stays locked on until the pellet is depressed and the socket is removed.
- › Robust 24-tooth gear design provides 15° ratcheting angle while maximizing ultimate torque.
- › Thin head design for access into tight work areas.
- › Reversing lever designed for quick, one-hand operation.



Product #	Drive Size (in)	Finish	Overall Length (in)	Weight (lbs)	Repair Kit
J5849	1	Full Polish	26	13.02	J5849RK

ASME B107.500

FEMALE DRIVE RATCHETS

- › Robust 24-tooth design with 15° arc swing.
- › Alloy steel drive gear for strength and durability.
- › Low profile head for access in constricted areas.
- › Reversing lever design for quick, one-hand operation.
- › Knurled slip-resistant grip.
- › Made of heat-treated alloy steel.



Product #	Drive Size (in)	Finish	Overall Length (in)	Weight (lbs)	Repair Kit
J5249FW	3/8	Full Polish	7	0.56	J5249FWRK
J5450FW	1/2	Full Polish	16	1.82	J5450FWRK
J5649FW	3/4	Satin	20	5.62	J5649FWRK

ASME B107.500

STANDARD LENGTH ROUND HEAD RATCHETS

- › Round head ratchet mechanism allows for a compact head.
- › 72-tooth = 5° swing arc.
- › Small head design and tight swing arc allow for fastener access in tight areas.
- › Full polish or black oxide finish with knurled grip for strong slip-resistant grip.



Product #	Drive Size (in)	Finish	Overall Length (in)	Weight (lbs)	Repair Kit
J4752F	1/4	Full Polish	4-1/2	0.26	J4752FRK
J4752FBL	1/4	Black Oxide	4-1/2	0.24	J4752FRK
J5252F	3/8	Full Polish	7-3/8	0.57	J5252FRK
J5252FBL	3/8	Black Oxide	7-3/8	0.57	J5252FRK
J5452F	1/2	Full Polish	9-3/8	1.12	J5452FRK
J5452FBL	1/2	Black Oxide	9-3/8	1.12	J5452FRK

ASME B107.500

LONG HANDLE ROUND HEAD RATCHET

- › Round head ratchet mechanism allows for a compact head.
- › 72-tooth = 5° swing arc.
- › Small head design and tight swing arc allow for fastener access in tight areas.
- › Full polish shaft with knurled grip for strong slip-resistant grip.



Product #	Drive Size (in)	Finish	Overall Length (in)	Weight (lbs)	Repair Kit
J5454F	1/2	Full Polish	15	1.65	J5452FRK

FLEX-HEAD RATCHETS

- › 180° flex.
- › 72-tooth gear.
- › 5° ratcheting angle.
- › Small head design and tight swing to allow access to fastener in a tight area.
- › Full polish shaft with knurled grip allows for a strong slip-resistant grip.



Product #	Drive Size (in)	Finish	Overall Length (in)	Weight (lbs)	Repair Kit
J4757F	1/4	Full Polish	6-37/64	0.32	J4752FRK
J5257F	3/8	Full Polish	8-1/2	0.86	J5252FRK
J5457F	1/2	Full Polish	17-3/32	1.53	J5452FRK

ASME B107.500

FACOM® INSULATED RATCHETS



- › Sockets and accessories secured by spring-ball.
- › 2 color warning handle insulation - color changes from orange to yellow if insulation integrity compromised.
- › For manual use.
- › Insulated to 1000V AC or 1500 DC.



Product #	Drive Size (in)	Overall Length (in)	Weight (lbs)
FT-R.151AVSE	1/4	4-7/8	0.28
FT-J.151AVSE	3/8	7	0.53
FT-S.151AVSE	1/2	10-3/8	1.24

SPUD HANDLE RATCHET

- › Tapered handle for aligning bolt holes.
- › Spring-loaded pellet in male drive plug.
- › Black oxide finish.



Product #	Drive Size (in)	Finish	Overall Length (in)	Weight (lbs)
J5449-14BL	1/2	Black Oxide	14	2.03

 ASME B107.500

SCAFFOLDING RATCHET

- › The scaffold ratchet is designed for working with scaffolding and other construction applications.
- › Socket retained with through hole and pin for safety.
- › Hammer tip reduces vibration and protects fasteners against distortion.
- › Hole in ratchet handle to be used with tether strap.



Product #	Drive Size (in)	Finish	Overall Length (in)	Weight (lbs)
J5449SC	1/2	Full Polish	10	2.01







SPINNER RATCHETS

- › Made from alloy steel.
- › Heat-treated for strength and durability.
- › Fits on the drive end of the ratchet for quickly running down the fastener before final tightening with the ratchet.

Product #	Drive Size (in)	Finish	Overall Length (in)	Weight (lbs)
J5251	3/8	Full Polish	1-1/2	0.56

ASME B107.500




SOCKET DRIVERS

Product #	Drive Size (in)	Finish	Overall Length (in)	Weight (lbs)
J4769	1/4	Full Polish	6	0.22

ASME B107.500

- › 1/4" square female drive in handle.



FLEXIBLE DRIVERS

Product #	Drive Size (in)	Finish	Overall Length (in)	Weight (lbs)
J4764	1/4	Chrome	6-3/4	0.19
J5267	3/8	Chrome	9	0.35

ASME B107.500

- › Flexible shaft for bending around obstructions in low torque applications.



RATCHET ADAPTERS

- › Converts standard handles to ratcheting handles.

Product #	Drive Size (in)	Finish	Overall Length (in)	Weight (lbs)
J5247	3/8	Full Polish	2-1/16	0.34
J5447	1/2	Full Polish	2-21/32	0.86
J5647	3/4	Full Polish	3-3/4	2.38

ASME B107.500



PEAR HEAD RATCHET REPAIR KITS

Product #	Drive Size (in)	Ratchet #	Weight (lbs)
J4749XLRK	1/4	J4749XL	0.04
J4749XLHSRK	1/4	J4749XLHS	0.06
J4749RK	1/4	J4749	0.04
J4749HSRK	1/4	J4749HS	0.04
J5249XLRK	3/8	J5249XL	0.13
J5249FWRK	3/8	J5249FW	0.13
J5249HSRK	3/8	J5249HS	0.15
J5249XLHSRK	3/8	J5249XLHS	0.15
J5449RK	1/2	J5449	0.38
J5449UTRK	1/2	J5449UT	0.38
J5449XLRK	1/2	J5449XL	0.23
J5449-14RK	1/2	J5449-14BL	0.37
J5450FWRK	1/2	J5450FW	0.26
J5649FWRK	3/4	J5649FW	1.00
J5649RK	3/4	J5649	1.00

ASME B107.500



ROUND HEAD RATCHET REPAIR KITS

Product #	Drive Size (in)	Ratchet #	Weight (lbs)
J4752FRK	1/4	J4752F, J4752FBL	0.10
J5252FRK	3/8	J5252F, J5252FBL, J5257F	0.60
J5452FRK	1/2	J5452F, J5452FBL, J5454F, J5457F	0.30



REVERSE CAM REPAIR KITS

Product #	Drive Size (in)	Weight (lbs)
J5649RC	3/4	0.02



HINGE HANDLES

Product #	Drive Size (in)	Finish	Overall Length (in)	Weight (lbs)
J4766	1/4	Full Polish	5-3/4	0.22
J5265	3/8	Full Polish	8-1/2	0.58
J5265BL	3/8	Black Oxide	8-1/2	0.58
J5266	3/8	Full Polish	12	0.80
J5466	1/2	Full Polish	10-7/8	1.14
J5467	1/2	Full Polish	15-3/4	1.52
J5468	1/2	Full Polish	18-5/8	1.69
J5468BL	1/2	Black Oxide	18-5/8	1.69
J5469	1/2	Full Polish	24	2.68
J5668	3/4	Full Polish	20	4.32
J5668BL	3/4	Black Oxide	20	4.41
J5868	1	Full Polish	27	7.56

ASME B107.500



SPEED HANDLES

- › Made from alloy steel.
- › Heat-treated for strength and durability.

Product #	Drive Size (in)	Finish	Overall Length (in)	Weight (lbs)
J4780G	1/4	Full Polish	15-1/2	0.52
J5280G	3/8	Full Polish	17-1/2	0.86
J5480	1/2	Full Polish	18	1.51

ASME B107.500



SLIDING T-HANDLES

Product #	Drive Size (in)	Finish	Overall Length (in)	Weight (lbs)
J4785	1/4	Full Polish	4-1/2	0.08
J5285	3/8	Full Polish	8	0.41
J5485	1/2	Full Polish	12-15/16	1.11
J5685	3/4	Full Polish	20	2.95
J5884	1	Full Polish	28-1/2	6.30

ASME B107.500

- › Made from alloy steel.
- › Heat-treated for strength and durability.



ELL HANDLE

- › Satin finish.

Product #	Drive Size (in)	Finish	Overall Length (in)	Weight (lbs)
J5686	3/4	Satin	16	3.96



STANDARD EXTENSIONS

Product #	Drive Size (in)	Finish	Overall Length (in)	Weight (lbs)
J4759	1/4	Full Polish	2	0.05
J4760	1/4	Full Polish	3	0.08
J4761	1/4	Full Polish	6	0.15
J4762	1/4	Full Polish	10	0.24
J4763	1/4	Full Polish	14-1/8	0.30
J5259	3/8	Full Polish	1-3/4	0.11
J5259B	3/8	Black Oxide	1-3/4	0.11
J5260	3/8	Full Polish	3	0.16
J5260B	3/8	Black Oxide	3	0.16
J5260-06	3/8	Full Polish	6	0.31
J5260-06B	3/8	Black Oxide	6	0.30
J5261	3/8	Full Polish	8	0.40
J5261B	3/8	Black Oxide	8	0.46
J5262	3/8	Full Polish	12	0.61
J5262B	3/8	Black Oxide	12	0.62
J5263	3/8	Full Polish	17-3/16	0.94
J5460	1/2	Full Polish	2-1/2	0.24
J5460B	1/2	Black Oxide	2-1/2	0.24
J5461	1/2	Full Polish	5	0.44
J5461B	1/2	Black Oxide	5	0.44
J5463	1/2	Full Polish	10	0.89
J5463B	1/2	Black Oxide	10	0.89
J5464	1/2	Full Polish	20	1.87
J5465	1/2	Full Polish	36	3.41
J5660	3/4	Full Polish	4	0.88
J5661	3/4	Full Polish	8	1.80
J5663	3/4	Full Polish	16	2.36
J5861	1	Full Polish	8	2.88
J5863	1	Full Polish	17	4.87



ASME B107.500

- › Extensions help provide access to fasteners in areas that might otherwise be difficult to reach.



LOCKING EXTENSIONS

Product #	Drive Size (in)	Finish	Overall Length (in)	Weight (lbs)
J4759L	1/4	Full Polish	2	0.07
J4761L	1/4	Full Polish	6	0.15
J5260-03L	3/8	Full Polish	3	0.21
J5260-06L	3/8	Full Polish	6	0.37
J5262L	3/8	Full Polish	12	0.71
J5460-03L	1/2	Full Polish	3	0.40
J5461L	1/2	Full Polish	5	0.55
J5463L	1/2	Full Polish	10	1.04



ASME B107.500

- › One-piece extension design.
- › Provides positive socket retention.
- › Use where accidental socket disengagement may be a concern or safety hazard.





WOBBLE EXTENSIONS

Product #	Drive Size (in)	Finish	Overall Length (in)	Weight (lbs)
J4759W	1/4	Full Polish	2	0.06
J4761W	1/4	Full Polish	6	0.14
J5259W	3/8	Full Polish	1-3/4	0.11
J5260W	3/8	Full Polish	3	0.17
J5260-06W	3/8	Full Polish	6	0.29
J5261W	3/8	Full Polish	8	0.42
J5262W	3/8	Full Polish	12	0.65
J5263W	3/8	Full Polish	17-3/16	0.92
J5460W	1/2	Full Polish	2-1/2	0.24
J5461W	1/2	Full Polish	5	0.44
J5463W	1/2	Full Polish	10	0.89
J5464W	1/2	Full Polish	20	1.90

 ASME B107.500

- › Provides up to 17° angle of operation.
- › Socket can be pushed past the detent ball for straight driving.



FLEXIBLE EXTENSIONS

- › Flexible shaft extensions help reach around obstructions in low torque applications.

Product #	Drive Size (in)	Finish	Overall Length (in)	Weight (lbs)
J4765	1/4	Full Polish	6-1/4	0.11
J5268	3/8	Black Oxide	8	0.25

 ASME B107.500



DRIVE ADAPTERS

Product #	Size (in)	Finish	Overall Length (in)	Weight (lbs)
J5255	3/8" F x 1/4" M	Full Polish	1	0.05
J5256	1/4" F x 3/8" M	Full Polish	1	0.04
J5253	3/8" F x 1/2" M	Full Polish	1-7/16	0.11
J5254	1/2" F x 3/8" M	Full Polish	1-3/8	0.13
J5653	1/2" F x 3/4" M	Full Polish	1-11/16	0.24
J5453	3/4" F x 1/2" M	Full Polish	1-7/8	0.39
J5853	3/4" F x 1" M	Full Polish	2-1/2	0.82
J5854	1" F x 3/4" M	Full Polish	2-7/8	1.27

 ASME B107.500



LOCKING ADAPTERS

- › Includes hex key for easy locking into drive tool.
- › Knurl locking ring.

Product #	Drive Size (in)	Finish	Overall Length (in)	Weight (lbs)
J4759BLS	1/4	Black Oxide	1-11/16	0.06
J5260-02BLS	3/8	Black Oxide	2-1/8	0.12
J5460-02BLS	1/2	Black Oxide	3	0.36





UNIVERSAL JOINTS

Product #	Drive Size (in)	Finish	Overall Length (in)	Weight (lbs)
J4770A	1/4	Full Polish	1-11/32	0.04
J5270A	3/8	Full Polish	1-7/8	0.13
J5470A	1/2	Full Polish	2-3/4	0.30
J5670	3/4	Full Polish	4	1.03





1/4" DRIVE 37 PIECE COMBINATION SOCKET SET - 6 POINT

Product #: **J47120**

- ▶ 6 Point Standard: 3/16, 7/32, 1/4, 9/32, 5/16, 11/32, 3/8, 7/16, 1/2, 9/16 Inch.
- ▶ 8 Point Standard: 1/4, 5/16, 3/8 Inch.
- ▶ 6 Point Deep: 3/16, 7/32, 1/4, 9/32, 5/16, 11/32, 3/8, 7/16, 1/2, 9/16 Inch.
- ▶ Accessories: Phillips® Bits #1 and #2, Standard Bits 3/8, 3/16, 1/4 Inch, Pear Head Ratchet, 2, 3, and 6 Inch Extensions, 6 Inch Flex Extension, Hinge Handle, Socket Driver, Universal Joint, Sliding T-Handle, and Blow-Molded Case.
- ▶ Weight (lbs): 5.79



Contents	Description	ASME Spec.	AS Spec.
J4706	Socket, 1/4" DR 3/16" 6 PT	ASME B107.1	
J4707	Socket, 1/4" DR 7/32" 6 PT	ASME B107.1	
J4708	Socket, 1/4" DR 1/4" 6 PT	ASME B107.1	
J4709	Socket, 1/4" DR 9/32" 6 PT	ASME B107.1	
J4710	Socket, 1/4" DR 5/16" 6 PT	ASME B107.1	
J4711	Socket, 1/4" DR 11/32" 6 PT	ASME B107.1	
J4712	Socket, 1/4" DR 3/8" 6 PT	ASME B107.1	
J4714	Socket, 1/4" DR 7/16" 6 PT	ASME B107.1	
J4716	Socket, 1/4" DR 1/2" 6 PT	ASME B107.1	
J4718	Socket, 1/4" DR 9/16" 6 PT	ASME B107.1	
J4706L	Socket, 1/4" DR 3/16" 6 PT Deep	ASME B107.1	
J4707L	Socket, 1/4" DR 7/32" 6 PT Deep	ASME B107.1	
J4708L	Socket, 1/4" DR 1/4" 6 PT Deep	ASME B107.1	
J4709L	Socket, 1/4" DR 9/32" 6 PT Deep	ASME B107.1	
J4710L	Socket, 1/4" DR 5/16" 6 PT Deep	ASME B107.1	
J4711L	Socket, 1/4" DR 11/32" 6 PT Deep	ASME B107.1	
J4712L	Socket, 1/4" DR 3/8" 6 PT Deep	ASME B107.1	
J4714L	Socket, 1/4" DR 7/16" 6 PT Deep	ASME B107.1	
J4716L	Socket, 1/4" DR 1/2" 6 PT Deep	ASME B107.1	
J4718L	Socket, 1/4" DR 9/16" 6 PT Deep	ASME B107.1	
J4708S	Socket, 1/4" DR 1/4" 8 PT	ASME B107.1	
J4710S	Socket, 1/4" DR 5/16" 8 PT	ASME B107.1	
J4712S	Socket, 1/4" DR 3/8" 8 PT	ASME B107.1	
J4737	Socket, Bit 1/4" DR #1 Phillips®		
J4738	Socket, Bit 1/4" DR #2 Phillips®		
J4743	Socket, Bit 1/4" DR Slotted 1/4"		
J4744	Socket, Bit 1/4" DR Slotted 3/16"		
J4745	Socket, Bit 1/4" DR Slotted 1/4"		
J4749	Ratchet, 1/4" DR Standard Length Classic Pear Head 5"	ASME B107.500	
J4759	Extension, 1/4" DR 2"	ASME B107.500	AS 4283
J4760	Extension, 1/4" DR 3"	ASME B107.500	
J4761	Extension, 1/4" DR 6"	ASME B107.500	AS 4283
J4765	Extension, Flex 1/4" DR 6-1/4"	ASME B107.500	
J4766	Handle, Hinge 1/4" DR 5-3/4"	ASME B107.500	AS 4283
J4769	Driver, Socket 1/4" DR	ASME B107.500	
J4770A	Universal Joint, 1/4" DR 1-11/32"	ASME B107.500	
J4785	Handle, Sliding T 1/4" DR 4-1/2"	ASME B107.500	
JBM1008	Blow-Molded Case		





1/4" DRIVE 37 PIECE COMBINATION SOCKET SET - 6 POINT

Product #: J47120XL

- ▶ 6 Point Standard: 3/16, 7/32, 1/4, 9/32, 5/16, 11/32, 3/8, 7/16, 1/2, 9/16 Inch.
- ▶ 6 Point Deep: 3/16, 7/32, 1/4, 9/32, 5/16, 11/32, 3/8, 7/16, 1/2, 9/16 Inch.
- ▶ 8 Point Standard: 1/4, 5/16, 3/8 Inch.
- ▶ Accessories: Premium Ratchet, Socket Driver, 2, 3, and 6 Inch Extensions, 6 Inch Flex Driver, Hinge Handle, Sliding T-Handle, Universal Joint, and Blow-Molded Case.
- ▶ Weight (lbs): 5.75



Contents	Description	ASME Spec.	AS Spec.
J4706	Socket, 1/4" DR 3/16" 6 PT	ASME B107.1	
J4706L	Socket, 1/4" DR 3/16" 6 PT Deep	ASME B107.1	
J4707	Socket, 1/4" DR 7/32" 6 PT	ASME B107.1	
J4707L	Socket, 1/4" DR 7/32" 6 PT Deep	ASME B107.1	
J4708	Socket, 1/4" DR 1/4" 6 PT	ASME B107.1	
J4708L	Socket, 1/4" DR 1/4" 6 PT Deep	ASME B107.1	
J4708S	Socket, 1/4" DR 1/4" 8 PT	ASME B107.1	
J4709	Socket, 1/4" DR 9/32" 6 PT	ASME B107.1	
J4709L	Socket, 1/4" DR 9/32" 6 PT Deep	ASME B107.1	
J4710	Socket, 1/4" DR 5/16" 6 PT	ASME B107.1	
J4710L	Socket, 1/4" DR 5/16" 6 PT Deep	ASME B107.1	
J4710S	Socket, 1/4" DR 5/16" 8 PT	ASME B107.1	
J4711	Socket, 1/4" DR 11/32" 6 PT	ASME B107.1	
J4711L	Socket, 1/4" DR 11/32" 6 PT Deep	ASME B107.1	
J4712	Socket, 1/4" DR 3/8" 6 PT	ASME B107.1	
J4712L	Socket, 1/4" DR 3/8" 6 PT Deep	ASME B107.1	
J4712S	Socket, 1/4" DR 3/8" 8 PT	ASME B107.1	
J4714	Socket, 1/4" DR 7/16" 6 PT	ASME B107.1	
J4714L	Socket, 1/4" DR 7/16" 6 PT Deep	ASME B107.1	
J4716	Socket, 1/4" DR 1/2" 6 PT	ASME B107.1	
J4716L	Socket, 1/4" DR 1/2" 6 PT Deep	ASME B107.1	
J4718	Socket, 1/4" DR 9/16" 6 PT	ASME B107.1	
J4718L	Socket, 1/4" DR 9/16" 6 PT Deep	ASME B107.1	
J4737	Socket, Bit 1/4" DR #1 Phillips®		
J4738	Socket, Bit 1/4" DR #2 Phillips®		
J4743	Socket, Bit 1/4" DR Slotted 1/4"		
J4744	Socket, Bit 1/4" DR Slotted 3/16"		
J4745	Socket, Bit 1/4" DR Slotted		
J4749XL	Ratchet, 1/4" DR Standard Length Premium Pear Head 5-45/64"	ASME B107.500	
J4759	Extension, 1/4" DR 2"	ASME B107.500	AS 4283
J4760	Extension, 1/4" DR 3"	ASME B107.500	
J4761	Extension, 1/4" DR 6"	ASME B107.500	AS 4283
J4765	Extension, Flex 1/4" DR 6-1/4"	ASME B107.500	
J4766	Handle, Hinge 1/4" DR 5-3/4"	ASME B107.500	AS 4283
J4769	Driver, Socket 1/4" DR	ASME B107.500	
J4770A	Universal Joint, 1/4" DR 1-11/32"		
J4785	Handle, Sliding T 1/4" DR 4-1/2"	ASME B107.500	
JBM1008	Blow-Molded Case		



1/4" DRIVE 29 PIECE METRIC COMBINATION SOCKET SET - 6 POINT

METRIC

Product #: J47206

- ▶ 6 Point Standard: 4, 5, 5.5, 6, 7, 8, 9, 10, 11, 12, 13, 14 mm.
- ▶ 6 Point Deep: 4, 5, 5.5, 6, 7, 8, 9, 10, 11, 12, 13, 14 mm.
- ▶ Accessories: Pear Head Ratchet, Socket Driver, 2 and 6 Inch Extensions, Universal Joint, and Blow-Molded Case.
- ▶ Weight (lbs): 4.21



Contents	Description	ASME Spec.	AS Spec.
J4704M	Socket, 1/4" DR 4 mm 6 PT	ASME B107.5M	
J4705M	Socket, 1/4" DR 5 mm 6 PT	ASME B107.5M	
J47055M	Socket, 1/4" DR 5.5 mm 6 PT	ASME B107.5M	
J4706M	Socket, 1/4" DR 6 mm 6 PT	ASME B107.5M	
J4707M	Socket, 1/4" DR 7 mm 6 PT	ASME B107.5M	
J4708M	Socket, 1/4" DR 8 mm 6 PT	ASME B107.5M	
J4709M	Socket, 1/4" DR 9 mm 6 PT	ASME B107.5M	
J4710M	Socket, 1/4" DR 10 mm 6 PT	ASME B107.5M	
J4711M	Socket, 1/4" DR 11 mm 6 PT	ASME B107.5M	
J4712M	Socket, 1/4" DR 12 mm 6 PT	ASME B107.5M	
J4713M	Socket, 1/4" DR 13 mm 6 PT	ASME B107.5M	
J4714M	Socket, 1/4" DR 14 mm 6 PT	ASME B107.5M	
J4704LM	Socket, 1/4" DR 4 mm 6 PT Deep	ASME B107.5M	
J4705LM	Socket, 1/4" DR 5 mm 6 PT Deep	ASME B107.5M	
J47055LM	Socket, 1/4" DR 5.5 mm 6 PT Deep	ASME B107.5M	
J4706LM	Socket, 1/4" DR 6 mm 6 PT Deep	ASME B107.5M	
J4707LM	Socket, 1/4" DR 7 mm 6 PT Deep	ASME B107.5M	
J4708LM	Socket, 1/4" DR 8 mm 6 PT Deep	ASME B107.5M	
J4709LM	Socket, 1/4" DR 9 mm 6 PT Deep	ASME B107.5M	
J4710LM	Socket, 1/4" DR 10 mm 6 PT Deep	ASME B107.5M	
J4711LM	Socket, 1/4" DR 11 mm 6 PT Deep	ASME B107.5M	
J4712LM	Socket, 1/4" DR 12 mm 6 PT Deep	ASME B107.5M	
J4713LM	Socket, 1/4" DR 13 mm 6 PT Deep	ASME B107.5M	
J4714LM	Socket, 1/4" DR 14 mm 6 PT Deep	ASME B107.5M	
J4749	Ratchet, 1/4" DR Standard Length Classic Pear Head 5"	ASME B107.500	
J4759	Extension, 1/4" DR 2"	ASME B107.500	AS 4283
J4761	Extension, 1/4" DR 6"	ASME B107.500	AS 4283
J4769	Driver, Socket 1/4" DR	ASME B107.500	
J4770A	Universal Joint, 1/4" DR 1-11/32"	ASME B107.500	
JBM1004	Blow-Molded Case		





1/4" DRIVE 29 PIECE METRIC COMBINATION SOCKET SET - 6 POINT

METRIC

Product #: J47206XL

- ▶ 6 Point Standard: 4, 5, 5.5, 6, 7, 8, 9, 10, 11, 12, 13, 14 mm.
- ▶ 6 Point Deep: 4, 5, 5.5, 6, 7, 8, 9, 10, 11, 12, 13, 14 mm.
- ▶ Accessories: Premium Ratchet, Socket Driver, 2 and 6 Inch Extensions, Universal Joint, and Blow-Molded Case.
- ▶ Weight (lbs): 4.27



Contents	Description	ASME Spec.	AS Spec.
J4704LM	Socket, 1/4" DR 4 mm 6 PT Deep	ASME B107.5M	
J4704M	Socket, 1/4" DR 4 mm 6 PT	ASME B107.5M	
J47055LM	Socket, 1/4" DR 5.5 mm 6 PT Deep	ASME B107.5M	
J47055M	Socket, 1/4" DR 5.5 mm 6 PT	ASME B107.5M	
J4705LM	Socket, 1/4" DR 5 mm 6 PT Deep	ASME B107.5M	
J4705M	Socket, 1/4" DR 5 mm 6 PT	ASME B107.5M	
J4706LM	Socket, 1/4" DR 6 mm 6 PT Deep	ASME B107.5M	
J4706M	Socket, 1/4" DR 6 mm 6 PT	ASME B107.5M	
J4707LM	Socket, 1/4" DR 7 mm 6 PT Deep	ASME B107.5M	
J4707M	Socket, 1/4" DR 7 mm 6 PT	ASME B107.5M	
J4708LM	Socket, 1/4" DR 8 mm 6 PT Deep	ASME B107.5M	
J4708M	Socket, 1/4" DR 8 mm 6 PT	ASME B107.5M	
J4709LM	Socket, 1/4" DR 9 mm 6 PT Deep	ASME B107.5M	
J4709M	Socket, 1/4" DR 9 mm 6 PT	ASME B107.5M	
J4710LM	Socket, 1/4" DR 10 mm 6 PT Deep	ASME B107.5M	
J4710M	Socket, 1/4" DR 10 mm 6 PT	ASME B107.5M	
J4711LM	Socket, 1/4" DR 11 mm 6 PT Deep	ASME B107.5M	
J4711M	Socket, 1/4" DR 11 mm 6 PT	ASME B107.5M	
J4712LM	Socket, 1/4" DR 12 mm 6 PT Deep	ASME B107.5M	
J4712M	Socket, 1/4" DR 12 mm 6 PT	ASME B107.5M	
J4713LM	Socket, 1/4" DR 13 mm 6 PT Deep	ASME B107.5M	
J4713M	Socket, 1/4" DR 13 mm 6 PT	ASME B107.5M	
J4714LM	Socket, 1/4" DR 14 mm 6 PT Deep	ASME B107.5M	
J4714M	Socket, 1/4" DR 14 mm 6 PT	ASME B107.5M	
J4749XL	Ratchet, 1/4" DR Standard Length Premium Pear Head 5-45/64"	ASME B107.500	
J4759	Extension, 1/4" DR 2"	ASME B107.500	AS 4283
J4761	Extension, 1/4" DR 6"	ASME B107.500	AS 4283
J4769	Driver, Socket 1/4" DR	ASME B107.500	
J4770A	Universal Joint, 1/4" DR 1-11/32"		
JBM1004	Blow-Molded Case		



1/4" DRIVE 25 PIECE COMBINATION SOCKET SET - 6 POINT

Product #: J47116

- › 6 Point Standard: 3/16, 7/32, 1/4, 9/32, 5/16, 11/32, 3/8, 7/16, 1/2, 9/16 Inch.
- › 6 Point Deep: 3/16, 7/32, 1/4, 9/32, 5/16, 11/32, 3/8, 7/16, 1/2, 9/16 Inch.
- › Accessories: Pear Head Ratchet, 2 and 6 Inch Extensions, Socket Driver, Universal Joint, and Blow-Molded Case.
- › Weight (lbs): 4.08



Contents	Description	ASME Spec.	AS Spec.
J4706	Socket, 1/4" DR 3/16" 6 PT	ASME B107.1	
J4707	Socket, 1/4" DR 7/32" 6 PT	ASME B107.1	
J4708	Socket, 1/4" DR 1/4" 6 PT	ASME B107.1	
J4709	Socket, 1/4" DR 9/32" 6 PT	ASME B107.1	
J4710	Socket, 1/4" DR 5/16" 6 PT	ASME B107.1	
J4711	Socket, 1/4" DR 11/32" 6 PT	ASME B107.1	
J4712	Socket, 1/4" DR 3/8" 6 PT	ASME B107.1	
J4714	Socket, 1/4" DR 7/16" 6 PT	ASME B107.1	
J4716	Socket, 1/4" DR 1/2" 6 PT	ASME B107.1	
J4718	Socket, 1/4" DR 9/16" 6 PT	ASME B107.1	
J4706L	Socket, 1/4" DR 3/16" 6 PT Deep	ASME B107.1	
J4707L	Socket, 1/4" DR 7/32" 6 PT Deep	ASME B107.1	
J4708L	Socket, 1/4" DR 1/4" 6 PT Deep	ASME B107.1	
J4709L	Socket, 1/4" DR 9/32" 6 PT Deep	ASME B107.1	
J4710L	Socket, 1/4" DR 5/16" 6 PT Deep	ASME B107.1	
J4711L	Socket, 1/4" DR 11/32" 6 PT Deep	ASME B107.1	
J4712L	Socket, 1/4" DR 3/8" 6 PT Deep	ASME B107.1	
J4714L	Socket, 1/4" DR 7/16" 6 PT Deep	ASME B107.1	
J4716L	Socket, 1/4" DR 1/2" 6 PT Deep	ASME B107.1	
J4718L	Socket, 1/4" DR 9/16" 6 PT Deep	ASME B107.1	
J4749	Ratchet, 1/4" DR Standard Length Classic Pear Head 5"	ASME B107.500	
J4759	Extension, 1/4" DR 2"	ASME B107.500	AS 4283
J4761	Extension, 1/4" DR 6"	ASME B107.500	AS 4283
J4769	Driver, Socket 1/4" DR	ASME B107.500	
J4770A	Universal Joint, 1/4" DR 1-11/32"	ASME B107.500	
JBM1002	Blow-Molded Case		

1/4" DRIVE 25 PIECE COMBINATION SOCKET SET - 6 POINT

Product #: **J47116XL**

- ▶ 6 Point Standard: 3/16, 7/32, 1/4, 9/32, 5/16, 11/32, 3/8, 7/16, 1/2, 9/16 Inch.
- ▶ 6 Point Deep: 3/16, 7/32, 1/4, 9/32, 5/16, 11/32, 3/8, 7/16, 1/2, 9/16 Inch.
- ▶ Accessories: Premium Ratchet, Socket Driver, 2 and 6 Inch Extensions, Universal Joint, and Blow-Molded Case.
- ▶ Weight (lbs): 3.98



Contents	Description	ASME Spec.	AS Spec.
J4706	Socket, 1/4" DR 3/16" 6 PT	ASME B107.1	
J4707	Socket, 1/4" DR 7/32" 6 PT	ASME B107.1	
J4708	Socket, 1/4" DR 1/4" 6 PT	ASME B107.1	
J4709	Socket, 1/4" DR 9/32" 6 PT	ASME B107.1	
J4710	Socket, 1/4" DR 5/16" 6 PT	ASME B107.1	
J4711	Socket, 1/4" DR 11/32" 6 PT	ASME B107.1	
J4712	Socket, 1/4" DR 3/8" 6 PT	ASME B107.1	
J4714	Socket, 1/4" DR 7/16" 6 PT	ASME B107.1	
J4716	Socket, 1/4" DR 1/2" 6 PT	ASME B107.1	
J4718	Socket, 1/4" DR 9/16" 6 PT	ASME B107.1	
J4706L	Socket, 1/4" DR 3/16" 6 PT Deep	ASME B107.1	
J4707L	Socket, 1/4" DR 7/32" 6 PT Deep	ASME B107.1	
J4708L	Socket, 1/4" DR 1/4" 6 PT Deep	ASME B107.1	
J4709L	Socket, 1/4" DR 9/32" 6 PT Deep	ASME B107.1	
J4710L	Socket, 1/4" DR 5/16" 6 PT Deep	ASME B107.1	
J4711L	Socket, 1/4" DR 11/32" 6 PT Deep	ASME B107.1	
J4712L	Socket, 1/4" DR 3/8" 6 PT Deep	ASME B107.1	
J4714L	Socket, 1/4" DR 7/16" 6 PT Deep	ASME B107.1	
J4716L	Socket, 1/4" DR 1/2" 6 PT Deep	ASME B107.1	
J4718L	Socket, 1/4" DR 9/16" 6 PT Deep	ASME B107.1	
J4749XL	Ratchet, 1/4" DR Standard Length Premium Pear Head 5-45/64"	ASME B107.500	
J4759	Extension, 1/4" DR 2"	ASME B107.500	AS 4283
J4761	Extension, 1/4" DR 6"	ASME B107.500	AS 4283
J4769	Driver, Socket 1/4" DR	ASME B107.500	
J4770A	Universal Joint, 1/4" DR 1-11/32"		
JBM1002	Blow-Molded Case		



1/4" DRIVE 25 PIECE COMBINATION SOCKET SET - 12 POINT

Product #: J47118

- ▶ 12 Point Standard: 3/16, 7/32, 1/4, 9/32, 5/16, 11/32, 3/8, 7/16, 1/2, 9/16 Inch.
- ▶ 12 Point Deep: 3/16, 7/32, 1/4, 9/32, 5/16, 11/32, 3/8, 7/16, 1/2, 9/16 Inch.
- ▶ Accessories: Pear Head Ratchet, 2 and 6 Inch Extensions, Socket Driver, Universal Joint, and Blow-Molded Case.
- ▶ Weight (lbs): 4.12



Contents	Description	ASME Spec.	AS Spec.
J4706T	Socket, 1/4" DR 3/16" 12 PT	ASME B107.1	AS954E S3.8.1
J4707T	Socket, 1/4" DR 7/32" 12 PT	ASME B107.1	AS954E S3.8.1
J4708T	Socket, 1/4" DR 1/4" 12 PT	ASME B107.1	AS954E S3.8.1
J4709T	Socket, 1/4" DR 9/32" 12 PT	ASME B107.1	AS954E S3.8.1
J4710T	Socket, 1/4" DR 5/16" 12 PT	ASME B107.1	AS954E S3.8.1
J4711T	Socket, 1/4" DR 11/32" 12 PT	ASME B107.1	AS954E S3.8.1
J4712T	Socket, 1/4" DR 3/8" 12 PT	ASME B107.1	AS954E S3.8.1
J4714T	Socket, 1/4" DR 7/16" 12 PT	ASME B107.1	AS954E S3.8.1
J4716T	Socket, 1/4" DR 1/2" 12 PT	ASME B107.1	AS954E S3.8.1
J4718T	Socket, 1/4" DR 9/16" 12 PT	ASME B107.1	AS954E S3.8.1
J4706LT	Socket, 1/4" DR 3/16" 12 PT Deep	ASME B107.1	AS954E S3.8.1
J4707LT	Socket, 1/4" DR 7/32" 12 PT Deep	ASME B107.1	AS954E S3.8.1
J4708LT	Socket, 1/4" DR 1/4" 12 PT Deep	ASME B107.1	AS954E S3.8.1
J4709LT	Socket, 1/4" DR 9/32" 12 PT Deep	ASME B107.1	AS954E S3.8.1
J4710LT	Socket, 1/4" DR 5/16" 12 PT Deep	ASME B107.1	AS954E S3.8.1
J4711LT	Socket, 1/4" DR 11/32" 12 PT Deep	ASME B107.1	AS954E S3.8.1
J4712LT	Socket, 1/4" DR 3/8" 12 PT Deep	ASME B107.1	AS954E S3.8.1
J4714LT	Socket, 1/4" DR 7/16" 12 PT Deep	ASME B107.1	AS954E S3.8.1
J4716LT	Socket, 1/4" DR 1/2" 12 PT Deep	ASME B107.1	AS954E S3.8.1
J4718LT	Socket, 1/4" DR 9/16" 12 PT Deep	ASME B107.1	AS954E S3.8.1
J4749	Ratchet, 1/4" DR Standard Length Classic Pear Head 5"	ASME B107.500	
J4759	Extension, 1/4" DR 2"	ASME B107.500	AS 4283
J4761	Extension, 1/4" DR 6"	ASME B107.500	AS 4283
J4769	Driver, Socket 1/4" DR	ASME B107.500	
J4770A	Universal Joint, 1/4" DR 1-11/32"	ASME B107.500	
JBM1002	Blow-Molded Case		





1/4" DRIVE 25 PIECE COMBINATION SOCKET SET - 12 POINT

Product #: **J47118XL**

- ▶ 12 Point Standard: 3/16, 7/32, 1/4, 9/32, 5/16, 11/32, 3/8, 7/16, 1/2, 9/16 Inch.
- ▶ 12 Point Deep: 3/16, 7/32, 1/4, 9/32, 5/16, 11/32, 3/8, 7/16, 1/2, 9/16 Inch.
- ▶ Accessories: Premium Ratchet, Socket Driver, 2 and 6 Inch Extensions, Universal Joint, and Blow-Molded Case.
- ▶ Weight (lbs): 3.99



Contents	Description	ASME Spec.	AS Spec.
J4706LT	Socket, 1/4" DR 3/16" 12 PT Deep	ASME B107.1	AS954E S3.8.1
J4706T	Socket, 1/4" DR 3/16" 12 PT	ASME B107.1	AS954E S3.8.1
J4707LT	Socket, 1/4" DR 7/32" 12 PT Deep	ASME B107.1	AS954E S3.8.1
J4707T	Socket, 1/4" DR 7/32" 12 PT	ASME B107.1	AS954E S3.8.1
J4708LT	Socket, 1/4" DR 1/4" 12 PT Deep	ASME B107.1	AS954E S3.8.1
J4708T	Socket, 1/4" DR 1/4" 12 PT	ASME B107.1	AS954E S3.8.1
J4709LT	Socket, 1/4" DR 9/32" 12 PT Deep	ASME B107.1	AS954E S3.8.1
J4709T	Socket, 1/4" DR 9/32" 12 PT	ASME B107.1	AS954E S3.8.1
J4710LT	Socket, 1/4" DR 5/16" 12 PT Deep	ASME B107.1	AS954E S3.8.1
J4710T	Socket, 1/4" DR 5/16" 12 PT	ASME B107.1	AS954E S3.8.1
J4711LT	Socket, 1/4" DR 11/32" 12 PT Deep	ASME B107.1	AS954E S3.8.1
J4711T	Socket, 1/4" DR 11/32" 12 PT	ASME B107.1	AS954E S3.8.1
J4712LT	Socket, 1/4" DR 3/8" 12 PT Deep	ASME B107.1	AS954E S3.8.1
J4712T	Socket, 1/4" DR 3/8" 12 PT	ASME B107.1	AS954E S3.8.1
J4714LT	Socket, 1/4" DR 7/16" 12 PT Deep	ASME B107.1	AS954E S3.8.1
J4714T	Socket, 1/4" DR 7/16" 12 PT	ASME B107.1	AS954E S3.8.1
J4716LT	Socket, 1/4" DR 1/2" 12 PT Deep	ASME B107.1	AS954E S3.8.1
J4716T	Socket, 1/4" DR 1/2" 12 PT	ASME B107.1	AS954E S3.8.1
J4718LT	Socket, 1/4" DR 9/16" 12 PT Deep	ASME B107.1	AS954E S3.8.1
J4718T	Socket, 1/4" DR 9/16" 12 PT	ASME B107.1	AS954E S3.8.1
J4749XL	Ratchet, 1/4" DR Standard Length Premium Pear Head 5-45/64"	ASME B107.500	
J4759	Extension, 1/4" DR 2"	ASME B107.500	AS 4283
J4761	Extension, 1/4" DR 6"	ASME B107.500	AS 4283
J4769	Driver, Socket 1/4" DR	ASME B107.500	
J4770A	Universal Joint, 1/4" DR 1-11/32"		
JBM1002	Blow-Molded Case		



1/4" DRIVE 19 PIECE COMBINATION SOCKET SET - 6 POINT AND 8 POINT

Product #: **J47114**

- › 6 Point Standard: 3/16, 7/32, 1/4, 9/32, 5/16, 11/32, 3/8, 7/16, 1/2, 9/16 Inch.
- › 8 Point Standard: 1/4, 5/16, 3/8 Inch.
- › Accessories: Pear Head Ratchet, 2 and 6 Inch Extensions, Hinge Handle, Socket Driver, Universal Joint, and Blow-Molded Case.
- › Weight (lbs): 2.76



Contents	Description	ASME Spec.	AS Spec.
J4706	Socket, 1/4" DR 3/16" 6 PT	ASME B107.1	
J4707	Socket, 1/4" DR 7/32" 6 PT	ASME B107.1	
J4708	Socket, 1/4" DR 1/4" 6 PT	ASME B107.1	
J4709	Socket, 1/4" DR 9/32" 6 PT	ASME B107.1	
J4710	Socket, 1/4" DR 5/16" 6 PT	ASME B107.1	
J4711	Socket, 1/4" DR 11/32" 6 PT	ASME B107.1	
J4712	Socket, 1/4" DR 3/8" 6 PT	ASME B107.1	
J4714	Socket, 1/4" DR 7/16" 6 PT	ASME B107.1	
J4716	Socket, 1/4" DR 1/2" 6 PT	ASME B107.1	
J4718	Socket, 1/4" DR 9/16" 6 PT	ASME B107.1	
J4708S	Socket, 1/4" DR 1/4" 8 PT	ASME B107.1	
J4710S	Socket, 1/4" DR 5/16" 8 PT	ASME B107.1	
J4712S	Socket, 1/4" DR 3/8" 8 PT	ASME B107.1	
J4749	Ratchet, 1/4" DR Standard Length Classic Pear Head 5"	ASME B107.500	
J4759	Extension, 1/4" DR 2"	ASME B107.500	AS 4283
J4761	Extension, 1/4" DR 6"	ASME B107.500	AS 4283
J4766	Handle, Hinge 1/4" DR 5-3/4"	ASME B107.500	AS 4283
J4769	Driver, Socket 1/4" DR	ASME B107.500	
J4770A	Universal Joint, 1/4" DR 1-11/32"		
JBM1006	Blow-Molded Case		

1/4" DRIVE 19 PIECE COMBINATION SOCKET SET - 6 POINT AND 8 POINT

Product #: **J47114XL**

- › 6 Point Standard: 3/16, 7/32, 1/4, 9/32, 5/16, 11/32, 3/8, 7/16, 1/2, 9/16 Inch.
- › 8 Point Standard: 1/4, 5/16, 3/8 Inch.
- › Accessories: Premium Ratchet, Socket Driver, 2 and 6 Inch Extensions, Universal Joint, Hinge Handle, and Blow-Molded Case.
- › Weight (lbs): 3.02



Contents	Description	ASME Spec.	AS Spec.
J4706	Socket, 1/4" DR 3/16" 6 PT	ASME B107.1	
J4707	Socket, 1/4" DR 7/32" 6 PT	ASME B107.1	
J4708	Socket, 1/4" DR 1/4" 6 PT	ASME B107.1	
J4708S	Socket, 1/4" DR 1/4" 8 PT	ASME B107.1	
J4709	Socket, 1/4" DR 9/32" 6 PT	ASME B107.1	
J4710	Socket, 1/4" DR 5/16" 6 PT	ASME B107.1	
J4710S	Socket, 1/4" DR 5/16" 8 PT	ASME B107.1	
J4711	Socket, 1/4" DR 11/32" 6 PT	ASME B107.1	
J4712	Socket, 1/4" DR 3/8" 6 PT	ASME B107.1	
J4712S	Socket, 1/4" DR 3/8" 8 PT	ASME B107.1	
J4714	Socket, 1/4" DR 7/16" 6 PT	ASME B107.1	
J4716	Socket, 1/4" DR 1/2" 6 PT	ASME B107.1	
J4718	Socket, 1/4" DR 9/16" 6 PT	ASME B107.1	
J4749XL	Ratchet, 1/4" DR Standard Length Premium Pear Head 5-45/64"	ASME B107.500	
J4759	Extension, 1/4" DR 2"	ASME B107.500	AS 4283
J4761	Extension, 1/4" DR 6"	ASME B107.500	AS 4283
J4766	Handle, Hinge 1/4" DR 5-3/4"	ASME B107.500	AS 4283
J4769	Driver, Socket 1/4" DR	ASME B107.500	
J4770A	Universal Joint, 1/4" DR 1-11/32"		
JBM1006	Blow-Molded Case		



1/4" DRIVE 17 PIECE METRIC COMBINATION SOCKET SET - 6 POINT

Product #: **J47204**

- ▶ 6 Point Metric: 4, 5, 5.5, 6, 7, 8, 9, 10, 11, 12, 13, 14 mm.
- ▶ Accessories: Pear Head Ratchet, Socket Driver, 2 and 6 Inch Extensions, Universal Joint, and Blow-Molded Case.
- ▶ Weight (lbs): 2.58



METRIC



Contents	Description	ASME Spec.	AS Spec.
J4704M	Socket, 1/4" DR 4 mm 6 PT	ASME B107.5M	
J4705M	Socket, 1/4" DR 5 mm 6 PT	ASME B107.5M	
J47055M	Socket, 1/4" DR 5.5 mm 6 PT	ASME B107.5M	
J4706M	Socket, 1/4" DR 6 mm 6 PT	ASME B107.5M	
J4707M	Socket, 1/4" DR 7 mm 6 PT	ASME B107.5M	
J4708M	Socket, 1/4" DR 8 mm 6 PT	ASME B107.5M	
J4709M	Socket, 1/4" DR 9 mm 6 PT	ASME B107.5M	
J4710M	Socket, 1/4" DR 10 mm 6 PT	ASME B107.5M	
J4711M	Socket, 1/4" DR 11 mm 6 PT	ASME B107.5M	
J4712M	Socket, 1/4" DR 12 mm 6 PT	ASME B107.5M	
J4713M	Socket, 1/4" DR 13 mm 6 PT	ASME B107.5M	
J4714M	Socket, 1/4" DR 14 mm 6 PT	ASME B107.5M	
J4749	Ratchet, 1/4" DR Standard Length Classic Pear Head 5"	ASME B107.500	
J4759	Extension, 1/4" DR 2"	ASME B107.500	AS 4283
J4761	Extension, 1/4" DR 6"	ASME B107.500	AS 4283
J4769	Driver, Socket 1/4" DR	ASME B107.500	
J4770A	Universal Joint, 1/4" DR 1-11/32"	ASME B107.500	
JBM1007	Blow-Molded Case		

1/4" DRIVE 17 PIECE METRIC COMBINATION SOCKET SET - 6 POINT

Product #: **J47204XL**

- ▶ 6 Point Standard: 4, 5, 5.5, 6, 7, 8, 9, 10, 11, 12, 13, 14 mm.
- ▶ Accessories: Premium Ratchet, Socket Driver, 2 and 6 Inch Extensions, Universal Joint, and Blow-Molded Case.
- ▶ Weight (lbs): 2.72



Contents	Description	ASME Spec.	AS Spec.
J4704M	Socket, 1/4" DR 4 mm 6 PT	ASME B107.5M	
J47055M	Socket, 1/4" DR 5.5 mm 6 PT	ASME B107.5M	
J4705M	Socket, 1/4" DR 5 mm 6 PT	ASME B107.5M	
J4706M	Socket, 1/4" DR 6 mm 6 PT	ASME B107.5M	
J4707M	Socket, 1/4" DR 7 mm 6 PT	ASME B107.5M	
J4708M	Socket, 1/4" DR 8 mm 6 PT	ASME B107.5M	
J4709M	Socket, 1/4" DR 9 mm 6 PT	ASME B107.5M	
J4710M	Socket, 1/4" DR 10 mm 6 PT	ASME B107.5M	
J4711M	Socket, 1/4" DR 11 mm 6 PT	ASME B107.5M	
J4712M	Socket, 1/4" DR 12 mm 6 PT	ASME B107.5M	
J4713M	Socket, 1/4" DR 13 mm 6 PT	ASME B107.5M	
J4714M	Socket, 1/4" DR 14 mm 6 PT	ASME B107.5M	
J4749XL	Ratchet, 1/4" DR Standard Length Premium Pear Head 5-45/64"	ASME B107.500	
J4759	Extension, 1/4" DR 2"	ASME B107.500	AS 4283
J4761	Extension, 1/4" DR 6"	ASME B107.500	AS 4283
J4769	Driver, Socket 1/4" DR	ASME B107.500	
J4770A	Universal Joint, 1/4" DR 1-11/32"		
JBM1007	Blow-Molded Case		





1/4" DRIVE 15 PIECE COMBINATION SOCKET SET - 6 POINT

Product #: J47112

- › 6 Point Standard: 3/16, 7/32, 1/4, 9/32, 5/16, 11/32, 3/8, 7/16, 1/2, 9/16 Inch.
- › Accessories: Pear Head Ratchet, 2 and 6 Inch Extensions, Socket Driver, Universal Joint, and Blow-Molded Case.
- › Weight (lbs): 2.73



Contents	Description	ASME Spec.	AS Spec.
J4706	Socket, 1/4" DR 3/16" 6 PT	ASME B107.1	
J4707	Socket, 1/4" DR 7/32" 6 PT	ASME B107.1	
J4708	Socket, 1/4" DR 1/4" 6 PT	ASME B107.1	
J4709	Socket, 1/4" DR 9/32" 6 PT	ASME B107.1	
J4710	Socket, 1/4" DR 5/16" 6 PT	ASME B107.1	
J4711	Socket, 1/4" DR 11/32" 6 PT	ASME B107.1	
J4712	Socket, 1/4" DR 3/8" 6 PT	ASME B107.1	
J4714	Socket, 1/4" DR 7/16" 6 PT	ASME B107.1	
J4716	Socket, 1/4" DR 1/2" 6 PT	ASME B107.1	
J4718	Socket, 1/4" DR 9/16" 6 PT	ASME B107.1	
J4749	Ratchet, 1/4" DR Standard Length Classic Pear Head 5"	ASME B107.500	
J4759	Extension, 1/4" DR 2"	ASME B107.500	AS 4283
J4761	Extension, 1/4" DR 6"	ASME B107.500	AS 4283
J4769	Driver, Socket 1/4" DR	ASME B107.500	
J4770A	Universal Joint, 1/4" DR 1-11/32"	ASME B107.500	
JBM1005	Blow-Molded Case		

1/4" DRIVE 15 PIECE COMBINATION SOCKET SET - 6 POINT

Product #: J47112XL

- › 6 Point Standard: 3/16, 7/32, 1/4, 9/32, 5/16, 11/32, 3/8, 7/16, 1/2, 9/16 Inch.
- › Accessories: Premium Ratchet, Socket Driver, 2 and 6 Inch Extensions, Universal Joint, and Blow-Molded Case.
- › Weight (lbs): 1.82



Contents	Description	ASME Spec.	AS Spec.
J4706	Socket, 1/4" DR 3/16" 6 PT	ASME B107.1	
J4707	Socket, 1/4" DR 7/32" 6 PT	ASME B107.1	
J4708	Socket, 1/4" DR 1/4" 6 PT	ASME B107.1	
J4709	Socket, 1/4" DR 9/32" 6 PT	ASME B107.1	
J4710	Socket, 1/4" DR 5/16" 6 PT	ASME B107.1	
J4711	Socket, 1/4" DR 11/32" 6 PT	ASME B107.1	
J4712	Socket, 1/4" DR 3/8" 6 PT	ASME B107.1	
J4714	Socket, 1/4" DR 7/16" 6 PT	ASME B107.1	
J4716	Socket, 1/4" DR 1/2" 6 PT	ASME B107.1	
J4718	Socket, 1/4" DR 9/16" 6 PT	ASME B107.1	
J4749XL	Ratchet, 1/4" DR Standard Length Premium Pear Head 5-45/64"	ASME B107.500	
J4759	Extension, 1/4" DR 2"	ASME B107.500	AS 4283
J4761	Extension, 1/4" DR 6"	ASME B107.500	AS 4283
J4769	Driver, Socket 1/4" DR	ASME B107.500	
J4770A	Universal Joint, 1/4" DR 1-11/32"		
JBM1005	Blow-Molded Case		



1/4" DRIVE 12 PIECE COMBINATION SOCKET SET - 6 POINT

Product #: J47108

- ▶ 6 Point Standard: 3/16, 7/32, 1/4, 9/32, 5/16, 11/32, 3/8, 7/16, 1/2, 9/16 Inch.
- ▶ Accessories: Pear Head Ratchet, Socket Driver, and Blow-Molded Case.
- ▶ Weight (lbs): 1.62



Contents	Description	ASME Spec.
J4706	Socket, 1/4" DR 3/16" 6 PT	ASME B107.1
J4707	Socket, 1/4" DR 7/32" 6 PT	ASME B107.1
J4708	Socket, 1/4" DR 1/4" 6 PT	ASME B107.1
J4709	Socket, 1/4" DR 9/32" 6 PT	ASME B107.1
J4710	Socket, 1/4" DR 5/16" 6 PT	ASME B107.1
J4711	Socket, 1/4" DR 11/32" 6 PT	ASME B107.1
J4712	Socket, 1/4" DR 3/8" 6 PT	ASME B107.1
J4714	Socket, 1/4" DR 7/16" 6 PT	ASME B107.1
J4716	Socket, 1/4" DR 1/2" 6 PT	ASME B107.1
J4718	Socket, 1/4" DR 9/16" 6 PT	ASME B107.1
J4749	Ratchet, 1/4" DR Standard Length Classic Pear Head 5"	ASME B107.500
J4769	Driver, Socket 1/4" DR	ASME B107.500
JBM1001	Blow-Molded Case	

1/4" DRIVE 12 PIECE COMBINATION SOCKET SET - 6 POINT

Product #: J47108XL

- ▶ 6 Point Standard: 3/16, 7/32, 1/4, 9/32, 5/16, 11/32, 3/8, 7/16, 1/2, 9/16 Inch.
- ▶ Accessories: Premium Ratchet, Socket Driver, and Blow-Molded Case.
- ▶ Weight (lbs): 1.57



Contents	Description	ASME Spec.
J4706	Socket, 1/4" DR 3/16" 6 PT	ASME B107.1
J4707	Socket, 1/4" DR 7/32" 6 PT	ASME B107.1
J4708	Socket, 1/4" DR 1/4" 6 PT	ASME B107.1
J4709	Socket, 1/4" DR 9/32" 6 PT	ASME B107.1
J4710	Socket, 1/4" DR 5/16" 6 PT	ASME B107.1
J4711	Socket, 1/4" DR 11/32" 6 PT	ASME B107.1
J4712	Socket, 1/4" DR 3/8" 6 PT	ASME B107.1
J4714	Socket, 1/4" DR 7/16" 6 PT	ASME B107.1
J4716	Socket, 1/4" DR 1/2" 6 PT	ASME B107.1
J4718	Socket, 1/4" DR 9/16" 6 PT	ASME B107.1
J4749XL	Ratchet, 1/4" DR Standard Length Premium Pear Head 5-45/64"	ASME B107.500
J4769	Driver, Socket 1/4" DR	ASME B107.500
JBM1001	Blow-Molded Case	





1/4" DRIVE 12 PIECE COMBINATION SOCKET SET - 12 POINT

Product #: J47110

- › 12 Point Standard: 3/16, 7/32, 1/4, 9/32, 5/16, 11/32, 3/8, 7/16, 1/2 and 9/16 Inch.
- › Accessories: Pear Head Ratchet, Socket Driver, and Blow-Molded Case.
- › Weight (lbs): 1.64



Contents	Description	ASME Spec.	AS Spec.
J4706T	Socket, 1/4" DR 3/16" 12 PT	ASME B107.1	AS954E S3.8.1
J4707T	Socket, 1/4" DR 7/32" 12 PT	ASME B107.1	AS954E S3.8.1
J4708T	Socket, 1/4" DR 1/4" 12 PT	ASME B107.1	AS954E S3.8.1
J4709T	Socket, 1/4" DR 9/32" 12 PT	ASME B107.1	AS954E S3.8.1
J4710T	Socket, 1/4" DR 5/16" 12 PT	ASME B107.1	AS954E S3.8.1
J4711T	Socket, 1/4" DR 11/32" 12 PT	ASME B107.1	AS954E S3.8.1
J4712T	Socket, 1/4" DR 3/8" 12 PT	ASME B107.1	AS954E S3.8.1
J4714T	Socket, 1/4" DR 7/16" 12 PT	ASME B107.1	AS954E S3.8.1
J4716T	Socket, 1/4" DR 1/2" 12 PT	ASME B107.1	AS954E S3.8.1
J4718T	Socket, 1/4" DR 9/16" 12 PT	ASME B107.1	AS954E S3.8.1
J4749	Ratchet, 1/4" DR Standard Length Classic Pear Head 5"	ASME B107.500	
J4769	Driver, Socket 1/4" DR	ASME B107.500	
JBM1001	Blow-Molded Case		

1/4" DRIVE 12 PIECE COMBINATION SOCKET SET - 12 POINT

Product #: J47110XL

- › 12 Point Standard: 3/16, 7/32, 1/4, 9/32, 5/16, 11/32, 3/8, 7/16, 1/2, 9/16 Inch.
- › Accessories: Premium Ratchet, Socket Driver, and Blow-Molded Case.
- › Weight (lbs): 1.55



Contents	Description	ASME Spec.	AS Spec.
J4706T	Socket, 1/4" DR 3/16" 12 PT	ASME B107.1	AS954E S3.8.1
J4707T	Socket, 1/4" DR 7/32" 12 PT	ASME B107.1	AS954E S3.8.1
J4708T	Socket, 1/4" DR 1/4" 12 PT	ASME B107.1	AS954E S3.8.1
J4709T	Socket, 1/4" DR 9/32" 12 PT	ASME B107.1	AS954E S3.8.1
J4710T	Socket, 1/4" DR 5/16" 12 PT	ASME B107.1	AS954E S3.8.1
J4711T	Socket, 1/4" DR 11/32" 12 PT	ASME B107.1	AS954E S3.8.1
J4712T	Socket, 1/4" DR 3/8" 12 PT	ASME B107.1	AS954E S3.8.1
J4714T	Socket, 1/4" DR 7/16" 12 PT	ASME B107.1	AS954E S3.8.1
J4716T	Socket, 1/4" DR 1/2" 12 PT	ASME B107.1	AS954E S3.8.1
J4718T	Socket, 1/4" DR 9/16" 12 PT	ASME B107.1	AS954E S3.8.1
J4749XL	Ratchet, 1/4" DR Standard Length Premium Pear Head 5-45/64"	ASME B107.500	
J4769	Driver, Socket 1/4" DR	ASME B107.500	
JBM1001	Blow-Molded Case		



1/4" DRIVE 10 PIECE SOCKET SET - 12 POINT

Product #: **J47104**



- ▶ 12 Point Standard: 3/16, 7/32, 1/4, 9/32, 5/16, 11/32, 3/8, 7/16, 1/2, 9/16 Inch.
- ▶ Accessories: 6-1/4 Inch Socket Bar, 10 Socket Clips.
- ▶ Weight (lbs): 0.42



Contents	Description	ASME Spec.	AS Spec.
J4706T	Socket, 1/4" DR 3/16" 12 PT	ASME B107.1	AS954E S3.8.1
J4707T	Socket, 1/4" DR 7/32" 12 PT	ASME B107.1	AS954E S3.8.1
J4708T	Socket, 1/4" DR 1/4" 12 PT	ASME B107.1	AS954E S3.8.1
J4709T	Socket, 1/4" DR 9/32" 12 PT	ASME B107.1	AS954E S3.8.1
J4710T	Socket, 1/4" DR 5/16" 12 PT	ASME B107.1	AS954E S3.8.1
J4711T	Socket, 1/4" DR 11/32" 12 PT	ASME B107.1	AS954E S3.8.1
J4712T	Socket, 1/4" DR 3/8" 12 PT	ASME B107.1	AS954E S3.8.1
J4714T	Socket, 1/4" DR 7/16" 12 PT	ASME B107.1	AS954E S3.8.1
J4716T	Socket, 1/4" DR 1/2" 12 PT	ASME B107.1	AS954E S3.8.1
J4718T	Socket, 1/4" DR 9/16" 12 PT	ASME B107.1	AS954E S3.8.1
J2584	Socket, Bar 6-1/4"		
J2590	Socket, Clip 1/4" DR		

1/4" DRIVE 11 PIECE METRIC SOCKET SET - 12 POINT

METRIC

Product #: **J47201**



- ▶ 12 Point Metric: 5, 5.5, 6, 7, 8, 9, 10, 11, 12, 13, 14 mm.
- ▶ Accessories: 9 Inch Socket Bar with 11 Socket Clips.
- ▶ Weight (lbs): 0.56



Contents	Description	ASME Spec.	AS Spec.
J4705TM	Socket, 1/4" DR 5 mm 12 PT	ASME B107.5M	AS954E S3.8.1
J47055TM	Socket, 1/4" DR 5.5 mm 12 PT	ASME B107.5M	AS954E S3.8.1
J4706TM	Socket, 1/4" DR 6 mm 12 PT	ASME B107.5M	AS954E S3.8.1
J4707TM	Socket, 1/4" DR 7 mm 12 PT	ASME B107.5M	AS954E S3.8.1
J4708TM	Socket, 1/4" DR 8 mm 12 PT	ASME B107.5M	AS954E S3.8.1
J4709TM	Socket, 1/4" DR 9 mm 12 PT	ASME B107.5M	AS954E S3.8.1
J4710TM	Socket, 1/4" DR 10 mm 12 PT	ASME B107.5M	AS954E S3.8.1
J4711TM	Socket, 1/4" DR 11 mm 12 PT	ASME B107.5M	AS954E S3.8.1
J4712TM	Socket, 1/4" DR 12 mm 12 PT	ASME B107.5M	AS954E S3.8.1
J4713TM	Socket, 1/4" DR 13 mm 12 PT	ASME B107.5M	AS954E S3.8.1
J4714TM	Socket, 1/4" DR 14 mm 12 PT	ASME B107.5M	AS954E S3.8.1
J2585	Socket, Bar 9"		
J2590	Socket, Clip 1/4" DR		



1/4" DRIVE 10 PIECE DEEP SOCKET SET - 12 POINT

Product #: J47100



- ▶ 12 Point Deep: 3/16, 7/32, 1/4, 9/32, 5/16, 11/32, 3/8, 7/16, 1/2, 9/16 Inch.
- ▶ Accessories: 6-1/4 Inch Socket Bar with 10 Socket Clips.
- ▶ Weight (lbs): 0.79



Contents	Description	ASME Spec.	AS Spec.
J4706LT	Socket, 1/4" DR 3/16" 12 PT Deep	ASME B107.1	AS954E S3.8.1
J4707LT	Socket, 1/4" DR 7/32" 12 PT Deep	ASME B107.1	AS954E S3.8.1
J4708LT	Socket, 1/4" DR 1/4" 12 PT Deep	ASME B107.1	AS954E S3.8.1
J4709LT	Socket, 1/4" DR 9/32" 12 PT Deep	ASME B107.1	AS954E S3.8.1
J4710LT	Socket, 1/4" DR 5/16" 12 PT Deep	ASME B107.1	AS954E S3.8.1
J4711LT	Socket, 1/4" DR 11/32" 12 PT Deep	ASME B107.1	AS954E S3.8.1
J4712LT	Socket, 1/4" DR 3/8" 12 PT Deep	ASME B107.1	AS954E S3.8.1
J4714LT	Socket, 1/4" DR 7/16" 12 PT Deep	ASME B107.1	AS954E S3.8.1
J4716LT	Socket, 1/4" DR 1/2" 12 PT Deep	ASME B107.1	AS954E S3.8.1
J4718LT	Socket, 1/4" DR 9/16" 12 PT Deep	ASME B107.1	AS954E S3.8.1
J2584	Socket, Bar 6-1/4"		
J2590	Socket, Clip 1/4" DR		


1/4" DRIVE 11 PIECE METRIC DEEP SOCKET SET - 12 POINT

METRIC

Product #: J47203



- ▶ 12 Point Deep: 5, 5.5, 6, 7, 8, 9, 10, 11, 12, 13, 14 mm.
- ▶ Accessories: 9 Inch Socket Bar with 11 Socket Clips.
- ▶ Weight (lbs): 1.03



Contents	Description	ASME Spec.	AS Spec.
J4705LTM	Socket, 1/4" DR 5 mm 12 PT Deep	ASME B107.5M	AS954E S3.8.1
J47055LTM	Socket, 1/4" DR 5.5 mm 12 PT Deep	ASME B107.5M	AS954E S3.8.1
J4706LTM	Socket, 1/4" DR 6 mm 12 PT Deep	ASME B107.5M	AS954E S3.8.1
J4707LTM	Socket, 1/4" DR 7 mm 12 PT Deep	ASME B107.5M	AS954E S3.8.1
J4708LTM	Socket, 1/4" DR 8 mm 12 PT Deep	ASME B107.5M	AS954E S3.8.1
J4709LTM	Socket, 1/4" DR 9 mm 12 PT Deep	ASME B107.5M	AS954E S3.8.1
J4710LTM	Socket, 1/4" DR 10 mm 12 PT Deep	ASME B107.5M	AS954E S3.8.1
J4711LTM	Socket, 1/4" DR 11 mm 12 PT Deep	ASME B107.5M	AS954E S3.8.1
J4712LTM	Socket, 1/4" DR 12 mm 12 PT Deep	ASME B107.5M	AS954E S3.8.1
J4713LTM	Socket, 1/4" DR 13 mm 12 PT Deep	ASME B107.5M	AS954E S3.8.1
J4714LTM	Socket, 1/4" DR 14 mm 12 PT Deep	ASME B107.5M	AS954E S3.8.1
J2585	Socket, Bar 9"		
J2590	Socket, Clip 1/4" DR		



1/4" DRIVE 10 PIECE SOCKET SET - 6 POINT

Product #: J47106



- ▶ 6 Point: 3/16, 7/32, 1/4, 9/32, 5/16, 11/32, 3/8, 7/16, 1/2, 9/16 Inch.
- ▶ Accessories: 6-1/4 Inch Socket Bar with 10 Socket Clips.
- ▶ Weight (lbs): 0.48



Contents	Description	ASME Spec.
J4706	Socket, 1/4" DR 3/16" 6 PT	ASME B107.1
J4707	Socket, 1/4" DR 7/32" 6 PT	ASME B107.1
J4708	Socket, 1/4" DR 1/4" 6 PT	ASME B107.1
J4709	Socket, 1/4" DR 9/32" 6 PT	ASME B107.1
J4710	Socket, 1/4" DR 5/16" 6 PT	ASME B107.1
J4711	Socket, 1/4" DR 11/32" 6 PT	ASME B107.1
J4712	Socket, 1/4" DR 3/8" 6 PT	ASME B107.1
J4714	Socket, 1/4" DR 7/16" 6 PT	ASME B107.1
J4716	Socket, 1/4" DR 1/2" 6 PT	ASME B107.1
J4718	Socket, 1/4" DR 9/16" 6 PT	ASME B107.1
J2584	Socket, Bar 6-1/4"	
J2590	Socket, Clip 1/4" DR	

1/4" DRIVE 12 PIECE METRIC SOCKET SET - 6 POINT

METRIC

Product #: J47200



- ▶ 6 Point: 4, 5, 5.5, 6, 7, 8, 9, 10, 11, 12, 13, 14 mm.
- ▶ Accessories: 9 Inch Socket Bar with 12 Socket Clips.
- ▶ Weight (lbs): 0.58



Contents	Description	ASME Spec.
J4704M	Socket, 1/4" DR 4 mm 6 PT	ASME B107.5M
J4705M	Socket, 1/4" DR 5 mm 6 PT	ASME B107.5M
J47055M	Socket, 1/4" DR 5.5 mm 6 PT	ASME B107.5M
J4706M	Socket, 1/4" DR 6 mm 6 PT	ASME B107.5M
J4707M	Socket, 1/4" DR 7 mm 6 PT	ASME B107.5M
J4708M	Socket, 1/4" DR 8 mm 6 PT	ASME B107.5M
J4709M	Socket, 1/4" DR 9 mm 6 PT	ASME B107.5M
J4710M	Socket, 1/4" DR 10 mm 6 PT	ASME B107.5M
J4711M	Socket, 1/4" DR 11 mm 6 PT	ASME B107.5M
J4712M	Socket, 1/4" DR 12 mm 6 PT	ASME B107.5M
J4713M	Socket, 1/4" DR 13 mm 6 PT	ASME B107.5M
J4714M	Socket, 1/4" DR 14 mm 6 PT	ASME B107.5M
J2585	Socket, Bar 9"	
J2590	Socket, Clip 1/4" DR	





1/4" DRIVE 10 PIECE DEEP SOCKET SET - 6 POINT

Product #: J47102

- ▶ 6 Point Deep: 3/16, 7/32, 1/4, 9/32, 5/16, 11/32, 3/8, 7/16, 1/2, 9/16 Inch.
- ▶ Accessories: 6-1/4 Inch Socket Bar with 10 Socket Clips.
- ▶ Weight (lbs): 0.87



Contents	Description	ASME Spec.
J4706L	Socket, 1/4" DR 3/16" 6 PT Deep	ASME B107.1
J4707L	Socket, 1/4" DR 7/32" 6 PT Deep	ASME B107.1
J4708L	Socket, 1/4" DR 1/4" 6 PT Deep	ASME B107.1
J4709L	Socket, 1/4" DR 9/32" 6 PT Deep	ASME B107.1
J4710L	Socket, 1/4" DR 5/16" 6 PT Deep	ASME B107.1
J4711L	Socket, 1/4" DR 11/32" 6 PT Deep	ASME B107.1
J4712L	Socket, 1/4" DR 3/8" 6 PT Deep	ASME B107.1
J4714L	Socket, 1/4" DR 7/16" 6 PT Deep	ASME B107.1
J4716L	Socket, 1/4" DR 1/2" 6 PT Deep	ASME B107.1
J4718L	Socket, 1/4" DR 9/16" 6 PT Deep	ASME B107.1
J2584	Socket, Bar 6-1/4"	
J2590	Socket, Clip 1/4" DR	

1/4" DRIVE 12 PIECE METRIC DEEP SOCKET SET - 6 POINT

METRIC

Product #: J47202

- ▶ 6 Point Deep: 4, 5, 5.5, 6, 7, 8, 9, 10, 11, 12, 13, 14 mm.
- ▶ Accessories: 9 Inch Socket Bar with 12 Socket Clips.
- ▶ Weight (lbs): 1.10



Contents	Description	ASME Spec.
J4704LM	Socket, 1/4" DR 4 mm 6 PT Deep	ASME B107.5M
J4705LM	Socket, 1/4" DR 5 mm 6 PT Deep	ASME B107.5M
J47055LM	Socket, 1/4" DR 5.5 mm 6 PT Deep	ASME B107.5M
J4706LM	Socket, 1/4" DR 6 mm 6 PT Deep	ASME B107.5M
J4707LM	Socket, 1/4" DR 7 mm 6 PT Deep	ASME B107.5M
J4708LM	Socket, 1/4" DR 8 mm 6 PT Deep	ASME B107.5M
J4709LM	Socket, 1/4" DR 9 mm 6 PT Deep	ASME B107.5M
J4710LM	Socket, 1/4" DR 10 mm 6 PT Deep	ASME B107.5M
J4711LM	Socket, 1/4" DR 11 mm 6 PT Deep	ASME B107.5M
J4712LM	Socket, 1/4" DR 12 mm 6 PT Deep	ASME B107.5M
J4713LM	Socket, 1/4" DR 13 mm 6 PT Deep	ASME B107.5M
J4714LM	Socket, 1/4" DR 14 mm 6 PT Deep	ASME B107.5M
J2585	Socket, Bar 9"	
J2590	Socket, Clip 1/4" DR	

1/4" DRIVE 9 PIECE UNIVERSAL SOCKET SET - 12 POINT

Product #: J47107

- ▶ 12 Point: 7/32, 1/4, 9/32, 5/16, 11/32, 3/8, 7/16, 1/2, 9/16 Inch.
- ▶ Accessories: 6-1/4 Inch Socket Bar with 9 Socket Clips.
- ▶ Weight (lbs): 0.47




Contents	Description	ASME Spec.	AS Spec.
J4770TA	Socket, Universal 1/4" DR 7/32" 12 PT	ASME B107.1	AS954E S3.8.1
J4771TA	Socket, Universal 1/4" DR 1/4" 12 PT	ASME B107.1	AS954E S3.8.1
J4772TA	Socket, Universal 1/4" DR 5/16" 12 PT	ASME B107.1	AS954E S3.8.1
J4773TA	Socket, Universal 1/4" DR 3/8" 12 PT	ASME B107.1	AS954E S3.8.1
J4774TA	Socket, Universal 1/4" DR 7/16" 12 PT	ASME B107.1	AS954E S3.8.1
J4775TA	Socket, Universal 1/4" DR 1/2" 12 PT	ASME B107.1	AS954E S3.8.1
J4776TA	Socket, Universal 1/4" DR 9/16" 12 PT	ASME B107.1	AS954E S3.8.1
J4777TA	Socket, Universal 1/4" DR 9/32" 12 PT	ASME B107.1	AS954E S3.8.1
J4778TA	Socket, Universal 1/4" DR 11/32" 12 PT	ASME B107.1	AS954E S3.8.1
J2584	Socket, Bar 6-1/4"		
J2590	Socket, Clip 1/4" DR		

1/4" DRIVE 5 PIECE UNIVERSAL SOCKET SET - 12 POINT

Product #: J47105

- ▶ 12 Point: 1/4, 5/16, 3/8, 7/16, 1/2 Inch.
- ▶ Accessories: 6-1/4 Inch Socket Bar with 5 Socket Clips.
- ▶ Weight (lbs): 0.32



Contents	Description	ASME Spec.	AS Spec.
J4771TA	Socket, Universal 1/4" DR 1/4" 12 PT	ASME B107.1	AS954E S3.8.1
J4772TA	Socket, Universal 1/4" DR 5/16" 12 PT	ASME B107.1	AS954E S3.8.1
J4773TA	Socket, Universal 1/4" DR 3/8" 12 PT	ASME B107.1	AS954E S3.8.1
J4774TA	Socket, Universal 1/4" DR 7/16" 12 PT	ASME B107.1	AS954E S3.8.1
J4775TA	Socket, Universal 1/4" DR 1/2" 12 PT	ASME B107.1	AS954E S3.8.1
J2584	Socket, Bar 6-1/4"		
J2590	Socket, Clip 1/4" DR		

1/4" DRIVE 12 PIECE METRIC UNIVERSAL SOCKET SET - 6 POINT

METRIC

Product #: J47205

- ▶ 12 Point: 5, 5.5, 6, 7, 8, 9, 10, 11, 12, 13, 14, 15 mm.
- ▶ Accessories: 9 Inch Socket Bar with 12 Clips.
- ▶ Weight (lbs): 0.67



Contents	Description	ASME Spec.
J4805AM	Socket, 1/4" DR 5 mm 6 PT Universal	ASME B107.5M
J48055AM	Socket, 1/4" DR 5.5 mm 6 PT Universal	ASME B107.5M
J4806AM	Socket, 1/4" DR 6 mm 6 PT Universal	ASME B107.5M
J4807AM	Socket, 1/4" DR 7 mm 6 PT Universal	ASME B107.5M
J4808AM	Socket, 1/4" DR 8 mm 6 PT Universal	ASME B107.5M
J4809AM	Socket, 1/4" DR 9 mm 6 PT Universal	ASME B107.5M
J4810AM	Socket, 1/4" DR 10 mm 6 PT Universal	ASME B107.5M
J4811AM	Socket, 1/4" DR 11 mm 6 PT Universal	ASME B107.5M
J4812AM	Socket, 1/4" DR 12 mm 6 PT Universal	ASME B107.5M
J4813AM	Socket, 1/4" DR 13 mm 6 PT Universal	ASME B107.5M
J4814AM	Socket, 1/4" DR 14 mm 6 PT Universal	ASME B107.5M
J4815AM	Socket, 1/4" DR 15 mm 6 PT Universal	ASME B107.5M
J2585	Socket, Bar 9"	
J2590	Socket, Clip 1/4" DR	



1/4" DRIVE 6 PIECE METRIC HEX BIT SET

METRIC



Product #: J4770-6

Contents	Description
J4770-2M	Socket, Hex Bit 1/4" DR 2 mm
J4770-2.5M	Socket, Hex Bit 1/4" DR 2.5 mm
J4770-3M	Socket, Hex Bit 1/4" DR 3 mm
J4770-4M	Socket, Hex Bit 1/4" DR 4 mm
J4770-5M	Socket, Hex Bit 1/4" DR 5 mm
J4770-6M	Socket, Hex Bit 1/4" DR 6 mm
J2584	Socket, Bar 6-1/4"
J2590	Socket, Clip 1/4" DR

› Weight (lbs): 0.41



1/4" DRIVE 8 PIECE HEX BIT BALL END SOCKET SET

Product #: J4770-8B



Contents	Description
J47701/4B	Socket, Hex Bit 1/4" DR 1/4"
J47701/8B	Socket, Hex Bit 1/4" DR 1/8"
J47703/16B	Socket, Hex Bit 1/4" DR 3/16"
J47703/32B	Socket, Hex Bit 1/4" DR 3/32"
J47705/32B	Socket, Hex Bit 1/4" DR 5/32"
J47707/32B	Socket, Hex Bit 1/4" DR 7/32"
J47707/64B	Socket, Hex Bit 1/4" DR 7/64"
J47709/64B	Socket, Hex Bit 1/4" DR 9/64"
J2584	Socket, Bar 6-1/4"
J2590	Socket, Clip 1/4" DR

› Weight (lbs): 0.49



1/4" DRIVE 11 PIECE HEX BIT SET

Product #: J4770-11



Contents	Description
J47701/16	Socket, 1/4" DR Hex Bit 1/16"
J47705/64	Socket, 1/4" DR Hex Bit 5/64"
J47707/64	Socket, 1/4" DR Hex Bit 7/64"
J47703/32	Socket, 1/4" DR Hex Bit 3/32"
J47701/8	Socket, 1/4" DR Hex Bit 1/8"
J47709/64	Socket, 1/4" DR Hex Bit 9/64"
J47705/32	Socket, 1/4" DR Hex Bit 5/32"
J47703/16	Socket, 1/4" DR Hex Bit 3/16"
J47707/32	Socket, 1/4" DR Hex Bit 7/32"
J47701/4	Socket, 1/4" DR Hex Bit 1/4"
J47705/16	Socket, 1/4" DR Hex Bit 5/16"
J2584	Socket, Bar 6-1/4"
J2590	Socket, Clip 1/4" DR

› Weight (lbs): 0.64



1/4" DRIVE 6 PIECE TORX® BIT SET

Product #: J4739C



Contents	Description
J4739-10W	Socket, Bit 1/4" DR T10 Torx®
J4739-15W	Socket, Bit 1/4" DR T15 Torx®
J4739-20W	Socket, Bit 1/4" DR T20 Torx®
J4739-25W	Socket, Bit 1/4" DR T25 Torx®
J4739-27W	Socket, Bit 1/4" DR T27 Torx®
J4739-30W	Socket, Bit 1/4" DR T30 Torx®
J2584	Socket, Bar 6-1/4"
J2590	Socket, Clip 1/4" DR

› Weight (lbs): 0.38





1/4" DRIVE 6 PIECE CROWFOOT WRENCH SET

Product #: **J47000CF**



Weight (lbs): 0.41

Contents	Description
J4708CF	Wrench, Crowfoot 1/4" DR 1/4" Open End
J4710CF	Wrench, Crowfoot 1/4" DR 5/16" Open End
J4712CF	Wrench, Crowfoot 1/4" DR 3/8" Open End
J4714CF	Wrench, Crowfoot 1/4" DR 7/16" Open End
J4716CF	Wrench, Crowfoot 1/4" DR 1/2" Open End
J4718CF	Wrench, Crowfoot 1/4" DR 9/16" Open End



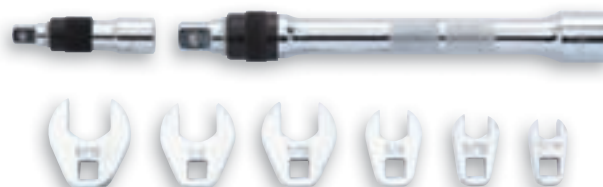
1/4" DRIVE 8 PIECE CROWFOOT WRENCH SET WITH LOCKING EXTENSIONS

Product #: **J47000CFL**



Weight (lbs): 0.63

Contents	Description	ASME Spec.
J4708CF	Wrench, Crowfoot 1/4" DR 1/4" Open End	
J4710CF	Wrench, Crowfoot 1/4" DR 5/16" Open End	
J4712CF	Wrench, Crowfoot 1/4" DR 3/8" Open End	
J4714CF	Wrench, Crowfoot 1/4" DR 7/16" Open End	
J4716CF	Wrench, Crowfoot 1/4" DR 1/2" Open End	
J4718CF	Wrench, Crowfoot 1/4" DR 9/16" Open End	
J4761L	Extension, 1/4" DR Locking 6"	ASME B107.500
J4759L	Extension, 1/4" DR Locking 2"	ASME B107.500



1/4" DRIVE 7 PIECE METRIC CROWFOOT WRENCH SET

METRIC

Product #: **J47000MCF**



Weight (lbs): 0.47

Contents	Description
J4707MCF	Wrench, Crowfoot 1/4" DR 7 mm Open End
J4708MCF	Wrench, Crowfoot 1/4" DR 8 mm Open End
J4710MCF	Wrench, Crowfoot 1/4" DR 10 mm Open End
J4711MCF	Wrench, Crowfoot 1/4" DR 11 mm Open End
J4712MCF	Wrench, Crowfoot 1/4" DR 12 mm Open End
J4713MCF	Wrench, Crowfoot 1/4" DR 13 mm Open End
J4714MCF	Wrench, Crowfoot 1/4" DR 14 mm Open End





1/4" DRIVE STANDARD LENGTH PREMIUM PEAR HEAD RATCHETS



- › Small pear head design for access in tight, hard to reach work areas.
- › 45-tooth gear provides balance between 8° articulation angle and high torque carrying capacity.
- › Sealed design helps prevent debris from entering the ratchet mechanism reducing wear. Also, helps to keep lubrication contained within the components. Patent pending design.
- › Low profile reversing lever design for quick, one-hand operation.
- › Contoured, ergonomically-designed handle for comfort. Knurled bands allow for increased grip and slip resistance.
- › Double nickel chrome plated for enhanced corrosion protection or black oxide finish.
- › Field repairable.



Product #	Drive Size (in)	Finish	Overall Length (in)	Weight (lbs)	Repair Kit
J4749XL	1/4	Full Polish	5-45/64	0.25	J4749XLRK
J4749XLBL	1/4	Black Oxide	5-45/64	0.25	J4749XLRK



ASME B107.500

1/4" DRIVE QUICK RELEASE PREMIUM PEAR HEAD RATCHET



- › Small, pear head design for access in tight, hard to reach work areas.
- › 45-tooth gear, 8° swing articulation.
- › Low profile quick release button for access in restricted areas.
- › Low profile reversing lever design for quick, one-hand operation.
- › Patented sealed head design helps prevent debris from entering the ratchet mechanism reducing wear. Also, helps to keep lubrication contained within the components.
- › Contoured, ergonomically-designed handle for comfort. Knurled bands allow for increased grip and slip resistance.
- › Full polished handle, easy to clean.
- › Double nickel chrome plated for enhanced corrosion protection meeting aerospace requirements.
- › Field repairable.



Product #	Drive Size (in)	Finish	Overall Length (in)	Weight (lbs)	Repair Kit
J4749XLQR	1/4	Full Polish	6-11/16	0.25	J4749XLQRRK
J4749XLQRBL	1/4	Black	6-11/16	0.25	J4749XLQRRK



ASME B107.10

1/4" DRIVE AEROSPACE PREMIUM PEAR HEAD RATCHETS



- › Vertical hole drilled in drive plug, designed for installation of frangible collars on threaded pins.
- › Robust 45-tooth gear pawl design provides 8° ratcheting angle while maximizing ultimate torque.
- › Thin head design for access into tight work areas.
- › Reversing lever designed for quick, one-hand operation.
- › Full polish nickel chrome plated.



Product #	Drive Size (in)	Finish	Overall Length (in)	Weight (lbs)	Repair Kit
J4749XLHS	1/4	Full Polish	5-45/64	0.25	J4749XLHSRK
					ASME B107.500

1/4" DRIVE STANDARD LENGTH CLASSIC PEAR HEAD RATCHETS

- › Robust 24-tooth gear/floating pawl design provides 15° ratcheting angle while maximizing ultimate torque.
- › Thin head design for access into tight work areas.
- › Reversing lever designed for quick, one-hand operation.



Product #	Drive Size (in)	Finish	Overall Length (in)	Weight (lbs)	Repair Kit
J4749	1/4	Full Polish	5	0.26	J4749RK
J4749BL	1/4	Black Oxide	5	0.24	J4749RK
					ASME B107.500

1/4" DRIVE AEROSPACE CLASSIC PEAR HEAD RATCHET

- › Vertical hole drilled in drive plug, designed for installation of frangible collars on threaded pins.
- › Metal spring clip on drive plug for positive socket retention.
- › 24-tooth gear provides 15° articulation angle.
- › Thin head design for access into tight work areas.
- › Reversing lever designed for quick, one-hand operation.
- › Full polish double nickel chrome plated.



Product #	Drive Size (in)	Finish	Overall Length (in)	Weight (lbs)	Repair Kit
J4749HS	1/4	Full Polish	5	0.25	J4749RK
					ASME B107.500





1/4" DRIVE STANDARD LENGTH ROUND HEAD RATCHET

- › Round head ratchet mechanism allows for a compact head.
- › 72-tooth = 5° swing arc.
- › Small head design and tight swing arc allow for fastener access in tight areas.
- › Full polish shaft with knurled grip for strong slip-resistant grip.



Product #	Drive Size (in)	Finish	Overall Length (in)	Weight (lbs)	Repair Kit
J4752F	1/4	Full Polish	4-1/2	0.26	J4752FRK ASME B107.500

1/4" DRIVE FLEX-HEAD RATCHET

- › 180° flex.
- › 72-tooth gear.
- › 5° ratcheting angle.
- › Small head design and tight swing to allow access to fastener in a tight area.
- › Full polish shaft with knurled grip allows for a strong slip-resistant grip.




Product #	Drive Size (in)	Finish	Overall Length (in)	Weight (lbs)	Repair Kit
J4757F	1/4	Full Polish	6-37/64	0.32	J4752FRK ASME B107.500

1/4" DRIVE SOCKET DRIVER

- › 1/4" square female drive in handle.

Product #	Drive Size (in)	Finish	Overall Length (in)	Weight (lbs)
J4769	1/4	Full Polish	6	0.22

 ASME B107.500



1/4" DRIVE FLEXIBLE DRIVER


- › Flexible shaft for bending around obstructions in low torque applications.

Product #	Drive Size (in)	Finish	Overall Length (in)	Weight (lbs)
J4764	1/4	Chrome	6-3/4	0.19



1/4" DRIVE SPEED HANDLE

- › Made from alloy steel.
- › Heat-treated for strength and durability.

Product #	Drive Size (in)	Finish	Overall Length (in)	Weight (lbs)
J4780G	1/4	Full Polish	15-1/2	0.52
 ASME B107.500				



1/4" DRIVE SLIDING T-HANDLE

- › Made from alloy steel.
- › Heat-treated for strength and durability.

Product #	Drive Size (in)	Finish	Overall Length (in)	Weight (lbs)
J4785	1/4	Full Polish	4-1/2	0.08
 ASME B107.500				




1/4" DRIVE HINGE HANDLE

Product #	Drive Size (in)	Finish	Overall Length (in)	Weight (lbs)
J4766	1/4	Full Polish	5-3/4	0.22
 ASME B107.500				



1/4" DRIVE STANDARD EXTENSIONS


- › Extensions help provide access to fasteners in areas that might otherwise be difficult to reach.

Product #	Drive Size (in)	Finish	Overall Length (in)	Weight (lbs)
J4759	1/4	Full Polish	2	0.05
J4760	1/4	Full Polish	3	0.08
J4761	1/4	Full Polish	6	0.15
J4762	1/4	Full Polish	10	0.24
J4763	1/4	Full Polish	14-3/32	0.30
 ASME B107.500				



1/4" DRIVE LOCKING EXTENSIONS

- › One-piece extension design.
- › Provides positive socket retention.
- › Use where accidental socket disengagement may be a concern or safety hazard.

Product #	Drive Size (in)	Finish	Overall Length (in)	Weight (lbs)
J4759L	1/4	Full Polish	2	0.07
J4761L	1/4	Full Polish	6	0.15
J4762L	1/4	Full Polish	10	0.25
J4763L	1/4	Full Polish	14-3/32	0.33
 ASME B107.500				





1/4" DRIVE WOBBLE EXTENSIONS

- › Provides up to 17° angle of operation.
- › Socket can be pushed past the detent ball for straight driving.

Product #	Drive Size (in)	Finish	Overall Length (in)	Weight (lbs)
J4759W	1/4	Full Polish	2	0.06
J4760W	1/4	Full Polish	3	0.07
J4764W	1/4	Full Polish	4	0.10
J4761W	1/4	Full Polish	6	0.14
J4762W	1/4	Full Polish	10	0.20

 ASME B107.500



1/4" DRIVE FLEXIBLE EXTENSION

- › Flexible shaft extensions help reach around obstructions in low torque applications.

Product #	Drive Size (in)	Finish	Overall Length (in)	Weight (lbs)
J4765	1/4	Full Polish	6-1/4	0.11

 ASME B107.500



1/4" DRIVE ADAPTERS

Product #	Drive Size (in)	Finish	Overall Length (in)	Weight (lbs)
J5255	3/8" F x 1/4" M	Full Polish	1	0.05
J5256	1/4" F x 3/8" M	Full Polish	1	0.04

 ASME B107.500



1/4" DRIVE UNIVERSAL JOINT

Product #	Drive Size (in)	Finish	Overall Length (in)	Weight (lbs)
J4770A	1/4	Full Polish	1-11/32	0.04





1/4" DRIVE LOCKING ADAPTERS

- › Includes hex key for easy locking into drive tool.
- › Knurl locking ring.

Product #	Drive Size (in)	Finish	Overall Length (in)	Weight (lbs)
J4759BLS	1/4	Black Oxide	1-11/16	0.06







1/4" DRIVE SOCKETS - 6 POINT

- ▶ Proto® 6 Point Sockets are ideal for use on stubborn or damaged fasteners, and also on fasteners made from soft materials.
- ▶ TorquePlus™ features apply.



Product #	Nut End Outside Dia. (in) (B)	Drive End Outside Dia. (in) (C)	Nut Depth (in) (D)	Bolt Clearance Depth (in) (E)	Overall Length (in) (L)	Weight (lbs)
J4704	1/4	5/32	15/32	11/32	7/8	0.02
J4705	17/64	31/64	11/64	11/32	7/8	0.03
J4706	5/16	31/64	13/64	11/32	7/8	0.03
J4707	11/32	31/64	13/64	11/32	7/8	0.02
J4708	11/32	31/64	7/32	11/32	7/8	0.02
J4709	27/64	31/64	1/4	11/32	7/8	0.02
J4710	31/64	31/64	19/64	9/16	7/8	0.03
J4711	33/64	33/64	11/32	17/32	7/8	0.03
J4712	9/16	11/32	17/32	17/32	7/8	0.03
J4714	5/8	5/8	23/64	17/32	7/8	0.05
J4716	11/16	11/16	23/64	17/32	7/8	0.06
J4718	47/64	47/64	23/64	9/16	7/8	0.07
J4720A	5/8	3/8	7/8	9/16	7/8	0.09



ASME B107.1

1/4" DRIVE METRIC SOCKETS - 6 POINT

- ▶ Proto® 6 Point Sockets are ideal for use on stubborn or damaged fasteners, and also on fasteners made from soft materials.
- ▶ TorquePlus™ features apply.



METRIC

Product #	Size (mm) (A)	Nut End Outside Dia. (in) (B)	Drive End Outside Dia. (in) (C)	Nut Depth (in) (D)	Bolt Clearance Depth (in) (E)	Overall Length (in) (L)	Weight (lbs)
J4704M	4	17/64	15/32	11/64	13/32	7/8	0.01
J47045M	4.5	5/16	15/32	11/64	13/32	7/8	0.01
J4705M	5	5/16	15/32	11/64	13/32	7/8	0.02
J47055M	5.5	21/64	15/32	11/64	13/32	7/8	0.02
J4706M	6	3/8	15/32	7/32	13/32	7/8	0.02
J4707M	7	27/64	15/32	1/4	15/32	7/8	0.02
J4708M	8	15/32	15/32	19/64	35/64	7/8	0.04
J4709M	9	33/64	33/64	23/64	35/64	7/8	0.03
J4710M	10	37/64	37/64	23/64	35/64	7/8	0.04
J4711M	11	5/8	5/8	23/64	35/64	7/8	0.05
J4712M	12	21/32	21/32	23/64	35/64	7/8	0.05
J4713M	13	11/16	11/16	23/64	35/64	7/8	0.05
J4714M	14	3/4	3/4	23/64	9/16	7/8	0.06
J4715M	15	51/64	51/64	23/64	9/16	7/8	0.08
J4716M	16	7/8	7/8	3/8	9/16	7/8	0.09

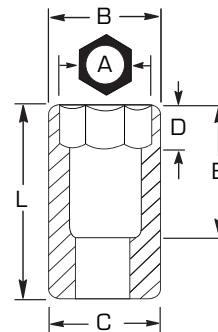


ASME B107.5M

FEATURES AND BENEFITS —



- ▶ High performance drive configuration allows for quick and easy socket engagement to the fastener flats, not the corners.
- ▶ Employs a radius-corner design, shifting contact area and stress away from the fastener corners and distributing contact stresses over a large area of the socket, minimizing slippage.
- ▶ The internal design minimizes fastener rounding, helps to extend fastener life, and allows the user to more easily turn worn, rounded, or rusted fasteners.





1/4" DRIVE DEEP SOCKETS - 6 POINT

- › Proto® 6 Point Sockets are ideal for use on stubborn or damaged fasteners, and also on fasteners made from soft materials.
- › TorquePlus™ features apply.



Product #	Size (in) (A)	Nut End Outside Dia. (in) (B)	Drive End Outside Dia. (in) (C)	Nut Depth (in) (D)	Bolt Clearance Depth (in) (E)	Overall Length (in) (L)	Weight (lbs)
J4706L	3/16	5/16	15/32	9/32	1-21/32	2	0.05
J4707L	7/32	11/32	15/32	3/8	1-21/32	2	0.05
J4708L	1/4	25/64	15/32	3/8	1-1/2	2	0.05
J4709L	9/32	7/16	15/32	3/8	1-1/2	2	0.05
J4710L	5/16	15/32	15/32	3/8	1-1/2	2	0.06
J4711L	11/32	1/2	1/2	5/8	1-1/2	2	0.06
J4712L	3/8	9/16	9/16	5/8	1-27/64	2	0.08
J4714L	7/16	37/64	39/64	5/8	1-27/64	2	0.09
J4716L	1/2	11/16	11/16	5/8	1-27/64	2	0.13
J4718L	9/16	3/4	3/4	5/8	1-27/64	2	0.14



ASME B107.1

1/4" DRIVE METRIC DEEP SOCKETS - 6 POINT

- › Proto® 6 Point Sockets are ideal for use on stubborn or damaged fasteners, and also on fasteners made from soft materials.
- › TorquePlus™ features apply.



Product #	Size (mm) (A)	Nut End Outside Dia. (in) (B)	Drive End Outside Dia. (in) (C)	Nut Depth (in) (D)	Bolt Clearance Depth (in) (E)	Overall Length (in) (L)	Weight (lbs)
J4704LM	4	9/32	29/64	13/64	55/64	1-63/64	0.04
J4705LM	5	5/16	29/64	9/32	55/64	1-63/64	0.04
J47055LM	5.5	11/32	29/64	9/32	55/64	1-63/64	0.04
J4706LM	6	3/8	29/64	3/8	55/64	1-63/64	0.04
J4707LM	7	27/64	29/64	3/8	55/64	1-63/64	0.04
J4708LM	8	29/64	29/64	13/32	1-5/32	1-63/64	0.06
J4709LM	9	1/2	1/2	39/64	1-5/32	1-63/64	0.06
J4710LM	10	9/16	9/16	5/8	1-27/64	1-63/64	0.07
J4711LM	11	39/64	39/64	5/8	1-27/64	1-63/64	0.09
J4712LM	12	21/32	21/32	5/8	1-27/64	1-63/64	0.11
J4713LM	13	11/16	11/16	5/8	1-27/64	1-63/64	0.15
J4714LM	14	49/64	49/64	5/8	1-27/64	1-63/64	0.15
J4715LM	15	53/64	53/64	5/8	1-27/64	2	0.20



ASME B107.5M

1/4" DRIVE SOCKETS - 8 POINT

- › Proto® 8 Point Sockets are ideal for use on stubborn or damaged fasteners, and also on fasteners made from soft materials.
- › TorquePlus™ features apply.



Product #	Size (in) (A)	Nut End Outside Dia. (in) (B)	Drive End Outside Dia. (in) (C)	Nut Depth (in) (D)	Bolt Clearance Depth (in) (E)	Overall Length (in) (L)	Weight (lbs)
J4708S	1/4	31/64	31/64	1/4	17/32	7/8	0.03
J4710S	5/16	9/16	9/16	1/4	17/32	7/8	0.05
J4712S	3/8	11/16	11/16	1/4	17/32	7/8	0.06



ASME B107.1

1/4" DRIVE SOCKETS - 12 POINT

- › Proto® 12 Point Sockets are ideal for use on stubborn or damaged fasteners, and also on fasteners made from soft materials.
- › TorquePlus™ features apply.

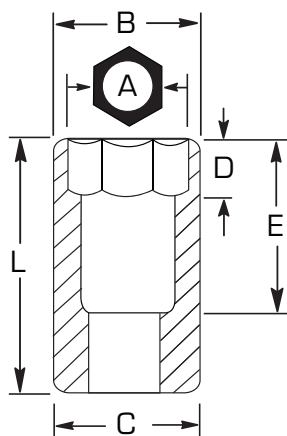


Product #	Size (in) (A)	Nut End Outside Dia. (in) (B)	Drive End Outside Dia. (in) (C)	Nut Depth (in) (D)	Bolt Clearance Depth (in) (E)	Overall Length (in) (L)	Weight (lbs)
J4705T	5/32	3/8	3/8	13/64	5/16	7/8	0.02
J4706T	3/16	5/16	7/16	13/64	5/16	7/8	0.02
J4707T	7/32	11/32	7/16	13/64	5/16	7/8	0.02
J4708T	1/4	3/8	7/16	7/32	5/16	7/8	0.02
J4709T	9/32	27/64	27/64	17/64	9/16	7/8	0.02
J4710T	5/16	15/32	15/32	19/64	9/16	7/8	0.02
J4711T	11/32	1/2	1/2	11/32	9/16	7/8	0.03
J4712T	3/8	35/64	35/64	23/64	17/32	7/8	0.04
J4714T	7/16	5/8	5/8	3/8	17/32	7/8	0.05
J4716T	1/2	11/16	11/16	23/64	17/32	7/8	0.05
J4718T	9/16	47/64	47/64	23/64	17/32	7/8	0.07



AS954E S3.8.1

ASME B107.1



1/4" DRIVE METRIC SOCKETS - 12 POINT

METRIC

- ▶ Proto® 12 Point Sockets are ideal for use on stubborn or damaged fasteners, and also on fasteners made from soft materials.
- ▶ TorquePlus™ features apply.



Product #	Size (mm) (A)	Nut End Outside Dia. (in) (B)	Drive End Outside Dia. (in) (C)	Nut Depth (in) (D)	Bolt Clearance Depth (in) (E)	Overall Length (in) (L)	Weight (lbs)
J4704TM	4	5/16	15/32	11/64	1/2	7/8	0.02
J47045TM	4.5	5/16	15/32	11/64	1/2	7/8	0.02
J4705TM	5	5/16	15/32	11/64	1/2	7/8	0.03
J47055TM	5.5	21/64	15/32	11/64	1/2	7/8	0.02
J4706TM	6	3/8	15/32	7/32	1/2	7/8	0.02
J4707TM	7	27/64	15/32	1/4	9/16	7/8	0.04
J4708TM	8	15/32	15/32	19/64	35/64	7/8	0.03
J4709TM	9	33/64	33/64	23/64	35/64	7/8	0.03
J4710TM	10	37/64	37/64	23/64	35/64	7/8	0.04
J4711TM	11	5/8	5/8	23/64	35/64	7/8	0.05
J4712TM	12	21/32	21/32	23/64	35/64	7/8	0.05
J4713TM	13	11/16	11/16	23/64	35/64	7/8	0.05
J4714TM	14	3/4	3/4	23/64	9/16	7/8	0.06
J4715TM	15	13/16	13/16	23/64	17/32	7/8	0.07



AS954E S3.8.1

ASME B107.5M

1/4" DRIVE DEEP SOCKETS - 12 POINT

- ▶ Proto® 12 Point Sockets are ideal for use on stubborn or damaged fasteners, and also on fasteners made from soft materials.
- ▶ TorquePlus™ features apply.



Product #	Size (in) (A)	Nut End Outside Dia. (in) (B)	Drive End Outside Dia. (in) (C)	Nut Depth (in) (D)	Bolt Clearance Depth (in) (E)	Overall Length (in) (L)	Weight (lbs)
J4706LT	3/16	5/16	27/64	9/32	1-5/32	2	0.05
J4707LT	7/32	11/32	27/64	3/8	1-5/32	2	0.05
J4708LT	1/4	3/8	27/64	3/8	1-5/32	2	0.05
J4709LT	9/32	27/64	27/64	3/8	1-5/32	2	0.05
J4710LT	5/16	29/64	29/64	3/8	1-5/32	2	0.06
J4711LT	11/32	1/2	1/2	5/8	1-5/32	2	0.07
J4712LT	3/8	35/64	35/64	5/8	1-5/32	2	0.07
J4714LT	7/16	39/64	39/64	5/8	1-5/32	2	0.10
J4716LT	1/2	11/16	11/16	5/8	1-5/32	2	0.12
J4718LT	9/16	3/4	3/4	5/8	1-5/32	2	0.13



AS954E S3.8.1

ASME B107.1





1/4" DRIVE METRIC DEEP SOCKETS - 12 POINT



- › Proto® 12 Point Sockets are ideal for use on stubborn or damaged fasteners, and also on fasteners made from soft materials.
- › TorquePlus™ features apply.



Product #	Size (mm) (A)	Nut End Outside Dia. (in) (B)	Drive End Outside Dia. (in) (C)	Nut Depth (in) (D)	Bolt Clearance Depth (in) (E)	Overall Length (in) (L)	Weight (lbs)
J4705LTM	5	5/16	29/64	9/32	49/64	1-63/64	0.05
J47055LTM	5.5	11/32	29/64	9/32	49/64	1-63/64	0.05
J4706LTM	6	3/8	29/64	3/8	49/64	1-63/64	0.05
J4707LTM	7	27/64	29/64	3/8	49/64	1-63/64	0.07
J4708LTM	8	29/64	29/64	3/8	49/64	1-63/64	0.06
J4709LTM	9	1/2	1/2	5/8	1-7/16	1-63/64	0.06
J4710LTM	10	9/16	9/16	5/8	1-7/16	1-63/64	0.08
J4711LTM	11	39/64	39/64	5/8	1-7/16	1-63/64	0.09
J4712LTM	12	21/32	21/32	5/8	1-7/16	1-63/64	0.10
J4713LTM	13	11/16	11/16	5/8	1-7/16	1-63/64	0.11
J4714LTM	14	49/64	49/64	5/8	1-7/16	1-63/64	0.13
J4715LTM	15	27/32	27/32	5/8	1-7/16	1-63/64	0.20



AS954E S3.8.1

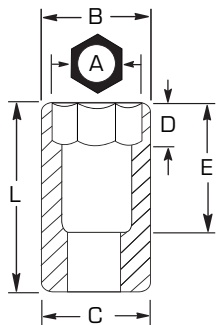
ASME B107.5M

1/4" DRIVE SOCKETS - SPLINE

- › Proto® Spline tools are designed to service high tensile strength fasteners used widely on military and commercial aircraft and in heavy machinery applications where vibration is prevalent. They are also used in automotive and industrial areas where high performance torque needs to be achieved.
- › Spline sockets help tighten high strength bolts to high torque loads. They help lower the force required to turn standard fasteners by allowing the torque load to be moved away from the corners to help prevent fastener rounding. They also turn fasteners with damaged corners.
- › Spline sockets on spline fasteners help deliver twice the torque of 12 Point wrenches on double box fasteners, and more torque than hex wrenches on hex fasteners.
- › Spline helps reduce foreign object debris (FOD) by having a precise fit between the fastening tool and its fastener.



Product #	Size (in) (A)	Spline Size	Nut End Outside Dia. (in) (B)	Drive End Outside Dia. (in) (C)	Nut Depth (in) (D)	Bolt Clearance Depth (in) (E)	Overall Length (in) (L)	Weight (lbs)
J4706SPL	3/16	#6	5/16	7/16	3/16	9/16	59/64	0.02
J4707SPL	7/32	#7	11/32	7/16	13/64	9/16	59/64	0.02
J4708SPL	1/4	#8	3/8	7/16	1/4	9/16	59/64	0.02
J4709SPL	9/32	#9	7/16	7/16	9/32	9/16	59/64	0.02
J4710SPL	5/16	#10	29/64	29/64	5/16	9/16	59/64	0.03
J4712SPL	3/8	#12	35/64	35/64	11/32	9/16	59/64	0.04
J4714SPL	7/16	#14	5/8	5/8	27/64	11/16	1-1/32	0.05





1/4" DRIVE DEEP SOCKETS - SPLINE




- › Proto® Spline tools are designed to service high tensile strength fasteners used widely on military and commercial aircraft and in heavy machinery applications where vibration is prevalent. They are also used in automotive and industrial areas where high performance torque needs to be achieved.
- › Spline sockets help tighten high strength bolts to high torque loads. They help lower the force required to turn standard fasteners by allowing the torque load to be moved away from the corners to help prevent fastener rounding. They also turn fasteners with damaged corners.
- › Spline sockets on spline fasteners help deliver twice the torque of 12 Point wrenches on double box fasteners, and more torque than hex wrenches on hex fasteners.
- › Spline helps reduce foreign object debris (FOD) by having a precise fit between the fastening tool and its fastener.

Product #	Size (in) (A)	Spline Size	Nut End Outside Dia. (in) (B)	Drive End Outside Dia. (in) (C)	Nut Depth (in) (D)	Bolt Clearance Depth (in) (E)	Overall Length (in) (L)	Weight (lbs)
J4706DPL	3/16	#6	5/16	7/16	3/16	1-21/32	2	0.03
J4707DPL	7/32	#7	11/32	7/16	13/64	1-21/32	2	0.04
J4708DPL	1/4	#8	3/8	7/16	1/4	1-21/32	2	0.04
J4709DPL	9/32	#9	7/16	7/16	9/32	1-21/32	2	0.05
J4710DPL	5/16	#10	29/64	29/64	5/16	1-21/32	2	0.06
J4712DPL	3/8	#12	35/64	35/64	11/32	1-21/32	2	0.08
J4714DPL	7/16	#14	5/8	5/8	27/64	1-21/32	2	0.09

FEATURES AND BENEFITS — SPLINE SOCKETS

- › High strength in a compact profile.
- › Standard depth and deep sockets are available in the three smaller drive sizes - 1/4", 3/8", and 1/2".
- › Can be used on spline fasteners, as well as on 4, 6, 8 or 12 point fasteners.



1/4" DRIVE UNIVERSAL JOINTS - 6 POINT

- › Proto® 6 Point Sockets are ideal for use on stubborn or damaged fasteners, and also on fasteners made from soft materials.
- › TorquePlus™ features apply.



Product #	Size (in)	Nut End Outside Dia. (in) (B)	Drive End Outside Dia. (in) (C)	Nut Depth (in) (D)	Bolt Clearance Depth (in) (E)	Overall Length (in) (L)	Weight (lbs)
J4771A	1/4	3/8	1/2	9/32	11/32	1-1/4	0.04
J4772A	5/16	15/32	1/2	9/32	11/32	1-1/4	0.04
J4773A	3/8	9/16	1/2	9/32	11/32	1-1/4	0.05
J4774A	7/16	5/8	1/2	9/32	3/8	1-1/4	0.04



ASME B107.1



1/4" DRIVE METRIC UNIVERSAL JOINTS - 6 POINT

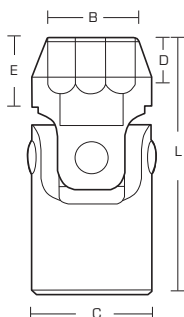
METRIC

- ▶ Proto® 6 Point Sockets are ideal for use on stubborn or damaged fasteners, and also on fasteners made from soft materials.
- ▶ TorquePlus™ features apply.



Product #	Size (mm)	Nut End Outside Dia. (in) (B)	Drive End Outside Dia. (in) (C)	Nut Depth (in) (D)	Bolt Clearance Depth (in) (E)	Overall Length (in) (L)	Weight (lbs)
J4805AM	5	5/16	31/64	9/32	11/32	1-1/4	0.03
J48055AM	5.5	21/64	31/64	9/32	11/32	1-1/4	0.04
J4806AM	6	11/32	31/64	9/32	11/32	1-1/4	0.04
J4807AM	7	13/32	31/64	9/32	11/32	1-1/4	0.04
J4808AM	8	29/64	31/64	9/32	11/32	1-1/4	0.03
J4809AM	9	1/2	31/64	9/32	11/32	1-1/4	0.04
J4810AM	10	35/64	31/64	9/32	11/32	1-1/4	0.04
J4811AM	11	19/32	31/64	9/32	11/32	1-1/4	0.05
J4812AM	12	21/32	31/64	9/32	11/32	1-1/4	0.04
J4813AM	13	45/64	31/64	19/64	11/32	1-1/4	0.05
J4814AM	14	47/64	31/64	23/64	27/64	1-21/64	0.05
J4815AM	15	51/64	31/64	23/64	27/64	1-21/64	0.05

ASME B107.5M



1/4" DRIVE UNIVERSAL JOINTS - 12 POINT

- ▶ Proto® Sockets are ideal for use on stubborn or damaged fasteners, and also on fasteners made from soft materials.
- ▶ TorquePlus™ features apply.



Product #	Size (in)	Nut End Outside Dia. (in) (B)	Drive End Outside Dia. (in) (C)	Nut Depth (in) (D)	Bolt Clearance Depth (in) (E)	Overall Length (in) (L)	Weight (lbs)
J4770TA	7/32	11/32	1/2	9/32	3/8	1-1/4	0.05
J4771TA	1/4	3/8	1/2	9/32	3/8	1-1/4	0.05
J4777TA	9/32	7/16	1/2	9/32	3/8	1-1/4	0.06
J4772TA	5/16	15/32	1/2	9/32	3/8	1-1/4	0.04
J4778TA	11/32	1/2	1/2	9/32	3/8	1-1/4	0.05
J4773TA	3/8	9/16	1/2	9/32	3/8	1-1/4	0.04
J4774TA	7/16	5/8	1/2	9/32	3/8	1-1/4	0.05
J4775TA	1/2	11/16	1/2	9/32	3/8	1-1/4	0.05
J4776TA	9/16	3/4	1/2	23/64	29/64	1-21/64	0.07

AS954E S3.8.1 ASME B107.1





1/4" DRIVE SLOTTED SCREWDRIVER BIT SOCKETS

Product #	Tip W. (in)	Tip Thick. (in)	Overall Length (in)	Weight (lbs)
J4743	1/4	3/64	1-13/64	0.05
J4744	3/16	1/32	1-53/64	0.05
J4745	1/4	3/64	1-53/64	0.06



1/4" DRIVE PHILLIPS® SCREWDRIVER BIT SOCKETS

Product #	Tip Size	Overall Length (in)	Weight (lbs)
J4737	#1	1-13/64	0.04
J4738	#2	1-13/64	0.05



1/4" DRIVE TORX® SCREWDRIVER BIT SOCKETS

Product #	Torx® Size	Bit Length (in)	Overall Length (in)	Weight (lbs)
J4739-10W	T10	5/8	1-1/2	0.06
J4739-15W	T15	5/8	1-1/2	0.05
J4739-20W	T20	5/8	1-1/2	0.05
J4739-25W	T25	5/8	1-1/2	0.05
J4739-27W	T27	5/8	1-1/2	0.06
J4739-30W	T30	7/8	1-3/4	0.05



1/4" DRIVE HEX BIT SOCKETS

Product #	Size (in)	Bit Length (in)	Overall Length (in)	Weight (lbs)
J47701/16	1/16	1	1-7/8	0.05
J47705/64	5/64	1	1-7/8	0.05
J47703/32	3/32	1	1-7/8	0.05
J47707/64	7/64	1	1-7/8	0.06
J47701/8	1/8	1	1-7/8	0.05
J47709/64	9/64	1	1-7/8	0.05
J47705/32	5/32	1	1-7/8	0.05
J47703/16	3/16	1	1-7/8	0.05
J47707/32	7/32	1	1-7/8	0.05
J47701/4	1/4	1	1-7/8	0.06
J47705/16	5/16	1	1-7/8	0.06



1/4" DRIVE METRIC HEX BIT SOCKETS

Product #	Size (mm)	Bit Length (in)	Overall Length (in)	Weight (lbs)
J4770-2M	2	1	1-7/8	0.04
J4770-2.5M	2.5	1	1-7/8	0.05
J4770-3M	3	1	1-7/8	0.05
J4770-4M	4	1	1-7/8	0.05
J4770-5M	5	1	1-7/8	0.05
J4770-6M	6	1	1-7/8	0.05



METRIC

1/4" DRIVE BALL END HEX BIT SOCKETS

Product #	Size (in)	Overall Length (in)	Weight (lbs)
J47701/4B	1/4	1-1/2	0.05
J47701/8B	1/8	1-1/2	0.05
J47703/16B	3/16	1-1/2	0.05
J47703/32B	3/32	1-1/2	0.05
J47705/32B	5/32	1-1/2	0.05
J47707/32B	7/32	1-1/2	0.05
J47707/64B	7/64	1-1/2	0.05
J47709/64B	9/64	1-1/2	0.05



1/4" DRIVE CROWFOOT WRENCHES

- › Crowfoot wrenches are used in hard to reach, restricted access situations where a standard wrench or ratchet cannot reach.
- › Anti-Slip Design Open End (ASD).
- › The arched surfaces are designed to spread the contact forces over a greater area and they keep the loads off the corners of the fastener which helps prevent fastener rounding.
- › Broad size range ensures the right tool for the application will be available.
- › Typically used in lower torque applications.
- › Full Polish finish provides corrosion resistance and easy to clean surfaces.

Product #	Size (in)	Overall Length (in)	Weight (lbs)
J4708CF	1/4	15/16	0.02
J4710CF	5/16	1	0.03
J4712CF	3/8	1-1/16	0.03
J4714CF	7/16	1-5/32	0.04
J4716CF	1/2	1-3/16	0.05
J4718CF	9/16	1-9/32	0.05



1/4" DRIVE METRIC CROWFOOT WRENCHES

METRIC

- › Crowfoot wrenches are used in hard to reach, restricted access situations where a standard wrench or ratchet cannot reach.
- › Anti-Slip Design Open End (ASD).
- › The arched surfaces are designed to spread the contact forces over a greater area and they keep the loads off the corners of the fastener which helps prevent fastener rounding.
- › Broad size range ensures the right tool for the application will be available.
- › Typically used in lower torque applications.
- › Full Polish finish provides corrosion resistance and easy to clean surfaces.

Product #	Size (mm)	Overall Length (in)	Weight (lbs)
J4707MCF	7	15/16	0.02
J4708MCF	8	31/32	0.02
J4710MCF	10	1-1/16	0.03
J4711MCF	11	1-1/8	0.04
J4712MCF	12	1-5/32	0.04
J4713MCF	13	1-3/16	0.05
J4714MCF	14	1-1/4	0.05



3/8" DRIVE 58 PIECE COMBINATION SOCKET SET - 12 POINT

Product #: J52140

- ▶ 12 Point Standard: 1/4, 5/16, 3/8, 7/16, 1/2, 9/16, 5/8, 11/16, 3/4, 13/16, 7/8, 15/16, 1 Inch.
- ▶ 12 Point Deep: 1/4, 5/16, 3/8, 7/16, 1/2, 9/16, 5/8, 11/16, 3/4, 13/16, 7/8, 15/16, 1 Inch.
- ▶ 12 Point Universal: 3/8, 7/16, 1/2, 9/16, 5/8, 11/16, 3/4 Inch.
- ▶ 8 Point Standard: 1/4, 5/16, 3/8, 7/16, 1/2 Inch.
- ▶ Hex: 1/8, 1/4, 5/32, 3/16, 5/16, 7/32, 3/8 Inch.
- ▶ Phillips®: #2, 3, 4 and 1/4 Slotted.
- ▶ Accessories: Pear Head Ratchet and Adapter, 3, 6, and 12 Inch Extensions, Universal Joint, Hinge, Speed, Sliding T-Handle, and Metal Box.
- ▶ Weight (lbs): 22.67



Contents	Description	ASME Spec.	AS Spec.
J5208	Socket, 3/8" DR 1/4" 12 PT	ASME B107.1	AS954E S3.8.1
J5210	Socket, 3/8" DR 5/16" 12 PT	ASME B107.1	AS954E S3.8.1
J5212	Socket, 3/8" DR 3/8" 12 PT	ASME B107.1	AS954E S3.8.1
J5214	Socket, 3/8" DR 7/16" 12 PT	ASME B107.1	AS954E S3.8.1
J5216	Socket, 3/8" DR 1/2" 12 PT	ASME B107.1	AS954E S3.8.1
J5218	Socket, 3/8" DR 9/16" 12 PT	ASME B107.1	AS954E S3.8.1
J5220	Socket, 3/8" DR 5/8" 12 PT	ASME B107.1	AS954E S3.8.1
J5222	Socket, 3/8" DR 11/16" 12 PT	ASME B107.1	AS954E S3.8.1
J5224	Socket, 3/8" DR 3/4" 12 PT	ASME B107.1	AS954E S3.8.1
J5226	Socket, 3/8" DR 13/16" 12 PT	ASME B107.1	AS954E S3.8.1
J5228	Socket, 3/8" DR 7/8" 12 PT	ASME B107.1	AS954E S3.8.1
J5230	Socket, 3/8" DR 15/16" 12 PT	ASME B107.1	AS954E S3.8.1
J5232	Socket, 3/8" DR 1" 12 PT	ASME B107.1	AS954E S3.8.1
J5008	Socket, 3/8" DR 1/4" 12 PT Deep	ASME B107.1	AS954E S3.8.1
J5010	Socket, 3/8" DR 5/16" 12 PT Deep	ASME B107.1	AS954E S3.8.1
J5012	Socket, 3/8" DR 3/8" 12 PT Deep	ASME B107.1	AS954E S3.8.1
J5014	Socket, 3/8" DR 7/16" 12 PT Deep	ASME B107.1	AS954E S3.8.1





Contents	Description	ASME Spec.	AS Spec.
J5016	Socket, 3/8" DR 1/2" 12 PT Deep	ASME B107.1	AS954E S3.8.1
J5018	Socket, 3/8" DR 9/16" 12 PT Deep	ASME B107.1	AS954E S3.8.1
J5020	Socket, 3/8" DR 5/8" 12 PT Deep	ASME B107.1	AS954E S3.8.1
J5022	Socket, 3/8" DR 11/16" 12 PT Deep	ASME B107.1	AS954E S3.8.1
J5024	Socket, 3/8" DR 3/4" 12 PT Deep	ASME B107.1	AS954E S3.8.1
J5026	Socket, 3/8" DR 13/16" 12 PT Deep	ASME B107.1	AS954E S3.8.1
J5028	Socket, 3/8" DR 7/8" 12 PT Deep	ASME B107.1	AS954E S3.8.1
J5030	Socket, 3/8" DR 15/16" 12 PT Deep	ASME B107.1	AS954E S3.8.1
J5032	Socket, 3/8" DR 1" 12 PT Deep	ASME B107.1	AS954E S3.8.1
J5273	Socket, 3/8" DR Universal 3/8" 12 PT	ASME B107.1	AS954E S3.8.1
J5274	Socket, 3/8" DR Universal 7/16" 12 PT	ASME B107.1	AS954E S3.8.1
J5275	Socket, 3/8" DR Universal 1/2" 12 PT	ASME B107.1	AS954E S3.8.1
J5276	Socket, 3/8" DR Universal 9/16" 12 PT	ASME B107.1	AS954E S3.8.1
J5277	Socket, 3/8" DR Universal 5/8" 12 PT	ASME B107.1	AS954E S3.8.1
J5278	Socket, 3/8" DR Universal 11/16" 12 PT	ASME B107.1	AS954E S3.8.1
J5279	Socket, 3/8" DR Universal 3/4" 12 PT	ASME B107.1	AS954E S3.8.1
J5208S	Socket, 3/8" DR 1/4" 8 PT	ASME B107.1	
J5210S	Socket, 3/8" DR 5/16" 8 PT	ASME B107.1	
J5212S	Socket, 3/8" DR 3/8" 8 PT	ASME B107.1	
J5214S	Socket, 3/8" DR 7/16" 8 PT	ASME B107.1	
J5216S	Socket, 3/8" DR 1/2" 8 PT	ASME B107.1	
J5241	Socket, Bit 3/8" DR #2 Phillips®		
J49901/4	Socket, Hex Bit 3/8" DR 1/4"		
J5242	Socket, Bit 3/8" DR #3 Phillips®		
J49905/32	Socket, Hex Bit 3/8" DR 5/32"		
J5243	Socket, Bit 3/8" DR #4 Phillips®		
J49903/16	Socket, Hex Bit 3/8" DR 3/16"		
J5246	Socket, Bit 3/8" DR Slotted		
J49905/16	Socket, Hex Bit 3/8" DR 5/16"		
J5247	Ratchet, Adapter 3/8" DR 2-1/16"	ASME B107.500	
J5249	Ratchet, 3/8" DR Standard Length Classic Pear Head 7"	ASME B107.500	
J49907/32	Socket, Hex Bit 3/8" DR 7/32"		
J49901/8	Socket, Hex Bit 3/8" DR 1/8"		
J49903/8	Socket, Hex Bit 3/8" DR 3/8"		
J5260	Extension, 3/8" DR 3"	ASME B107.500	AS 4283
J5260-06	Extension, 3/8" DR 6"	ASME B107.500	AS 4283
J5262	Extension, 3/8" DR 12"	ASME B107.500	AS 4283
J5265	Handle, Hinge 3/8" DR 8-1/2"	ASME B107.500	AS 4283
J5270A	Joint, Universal 3/8" DR 2"	ASME B107.500	
J5280G	Handle, Speed 3/8" DR 17-1/2"	ASME B107.500	
J5285	Handle, Sliding T 3/8" DR 8"	ASME B107.500	
J9977	General Purpose Box with Tray		



3/8" DRIVE 58 PIECE COMBINATION SOCKET SET - 12 POINT

Product #: J52142

- ▶ 12 Point Standard: 1/4, 5/16, 3/8, 7/16, 1/2, 9/16, 5/8, 11/16, 3/4, 13/16, 7/8, 15/16, 1 Inch.
- ▶ 12 Point Deep: 1/4, 5/16, 3/8, 7/16, 1/2, 9/16, 5/8, 11/16, 3/4, 13/16, 7/8, 15/16, 1 Inch.
- ▶ 12 Point Universal: 3/8, 7/16, 1/2, 9/16, 5/8, 11/16, 3/4 Inch.
- ▶ 8 Point Standard: 1/4, 5/16, 3/8, 7/16, 1/2 Inch.
- ▶ Hex: 1/8, 1/4, 5/32, 3/16, 5/16, 7/32, 3/8 Inch.
- ▶ Phillips® Bits #2, #3, #4, and 1/4 Slotted.
- ▶ Accessories: Pear Head Ratchet and Adapter, 3, 6, and 12 Inch Extensions, Hinge, Speed, and Sliding T-Handle, Universal Joint.
- ▶ Weight (lbs): 12.10



Contents	Description	ASME Spec.	AS Spec.
J5208	Socket, 3/8" DR 1/4" 12 PT	ASME B107.1	AS954E S3.8.1
J5210	Socket, 3/8" DR 5/16" 12 PT	ASME B107.1	AS954E S3.8.1
J5212	Socket, 3/8" DR 3/8" 12 PT	ASME B107.1	AS954E S3.8.1
J5214	Socket, 3/8" DR 7/16" 12 PT	ASME B107.1	AS954E S3.8.1
J5216	Socket, 3/8" DR 1/2" 12 PT	ASME B107.1	AS954E S3.8.1
J5218	Socket, 3/8" DR 9/16" 12 PT	ASME B107.1	AS954E S3.8.1
J5220	Socket, 3/8" DR 5/8" 12 PT	ASME B107.1	AS954E S3.8.1
J5222	Socket, 3/8" DR 11/16" 12 PT	ASME B107.1	AS954E S3.8.1
J5224	Socket, 3/8" DR 3/4" 12 PT	ASME B107.1	AS954E S3.8.1
J5226	Socket, 3/8" DR 13/16" 12 PT	ASME B107.1	AS954E S3.8.1
J5228	Socket, 3/8" DR 7/8" 12 PT	ASME B107.1	AS954E S3.8.1
J5230	Socket, 3/8" DR 15/16" 12 PT	ASME B107.1	AS954E S3.8.1
J5232	Socket, 3/8" DR 1" 12 PT	ASME B107.1	AS954E S3.8.1
J5008	Socket, 3/8" DR 1/4" 12 PT Deep	ASME B107.1	AS954E S3.8.1
J5010	Socket, 3/8" DR 5/16" 12 PT Deep	ASME B107.1	AS954E S3.8.1
J5012	Socket, 3/8" DR 3/8" 12 PT Deep	ASME B107.1	AS954E S3.8.1
J5014	Socket, 3/8" DR 7/16" 12 PT Deep	ASME B107.1	AS954E S3.8.1
J5016	Socket, 3/8" DR 1/2" 12 PT Deep	ASME B107.1	AS954E S3.8.1
J5018	Socket, 3/8" DR 9/16" 12 PT Deep	ASME B107.1	AS954E S3.8.1
J5020	Socket, 3/8" DR 5/8" 12 PT Deep	ASME B107.1	AS954E S3.8.1
J5022	Socket, 3/8" DR 11/16" 12 PT Deep	ASME B107.1	AS954E S3.8.1
J5024	Socket, 3/8" DR 3/4" 12 PT Deep	ASME B107.1	AS954E S3.8.1
J5026	Socket, 3/8" DR 13/16" 12 PT Deep	ASME B107.1	AS954E S3.8.1
J5028	Socket, 3/8" DR 7/8" 12 PT Deep	ASME B107.1	AS954E S3.8.1
J5030	Socket, 3/8" DR 15/16" 12 PT Deep	ASME B107.1	AS954E S3.8.1
J5032	Socket, 3/8" DR 1" 12 PT Deep	ASME B107.1	AS954E S3.8.1
J5273	Socket, 3/8" DR Universal 3/8" 12 PT	ASME B107.1	AS954E S3.8.1
J5274	Socket, 3/8" DR Universal 7/16" 12 PT	ASME B107.1	AS954E S3.8.1
J5275	Socket, 3/8" DR Universal 1/2" 12 PT	ASME B107.1	AS954E S3.8.1
J5276	Socket, 3/8" DR Universal 9/16" 12 PT	ASME B107.1	AS954E S3.8.1
J5277	Socket, 3/8" DR Universal 5/8" 12 PT	ASME B107.1	AS954E S3.8.1
J5278	Socket, 3/8" DR Universal 11/16" 12 PT	ASME B107.1	AS954E S3.8.1
J5279	Socket, 3/8" DR Universal 3/4" 12 PT	ASME B107.1	AS954E S3.8.1
J5208S	Socket, 3/8" DR 1/4" 8 PT	ASME B107.1	
J5210S	Socket, 3/8" DR 5/16" 8 PT	ASME B107.1	
J5212S	Socket, 3/8" DR 3/8" 8 PT	ASME B107.1	
J5214S	Socket, 3/8" DR 7/16" 8 PT	ASME B107.1	
J5216S	Socket, 3/8" DR 1/2" 8 PT	ASME B107.1	
J49901/8	Socket, Hex Bit 3/8" DR 1/8"		
J49901/4	Socket, Hex Bit 3/8" DR 1/4"		
J49905/32	Socket, Hex Bit 3/8" DR 5/32"		
J49903/16	Socket, Hex Bit 3/8" DR 3/16"		
J49905/16	Socket, Hex Bit 3/8" DR 5/16"		
J49907/32	Socket, Hex Bit 3/8" DR 7/32"		
J49903/8	Socket, Hex Bit 3/8" DR 3/8"		
J5242	Socket, Bit 3/8" DR #3 Phillips®		



Contents	Description	ASME Spec.	AS Spec.
J5241	Socket, Bit 3/8" DR #2 Phillips®		
J5243	Socket, Bit 3/8" DR #4 Phillips®		
J5246	Socket, Bit 3/8" DR Slotted		
J5247	Ratchet, Adapter 3/8" DR 2-1/16"	ASME B107.500	
J5249	Ratchet, 3/8" DR Standard Length Classic Pear Head 7"	ASME B107.500	
J5260	Extension, 3/8" DR 3"	ASME B107.500	AS 4283
J5260-06	Extension, 3/8" DR 6"	ASME B107.500	AS 4283
J5262	Extension, 3/8" DR 12"	ASME B107.500	AS 4283
J5265	Handle, Hinge 3/8" DR 8-1/2"	ASME B107.500	AS 4283
J5270A	Joint, Universal 3/8" DR 2"	ASME B107.500	
J5285	Handle, Sliding T 3/8" DR 8"	ASME B107.500	
J5280G	Handle, Speed 3/8" DR 17-1/2"	ASME B107.500	AS4283

3/8" DRIVE 33 PIECE COMBINATION SOCKET SET - 12 AND 8 POINT

Product #: J52138

- › 8 Point Standard: 1/4, 5/16, 3/8 Inch.
- › 12 Point Standard: 3/8, 7/16, 1/2, 9/16, 5/8, 11/16, 3/4, 13/16, 7/8 Inch.
- › 12 Point Deep: 3/8, 7/16, 1/2, 9/16, 5/8, 11/16, 3/4, 13/16, 7/8 Inch.
- › 12 Point Universal: 7/16, 1/2, 9/16, 5/8, 3/4 Inch.
- › Accessories: Pear Head Ratchet, 3, 6, and 12 Inch Extensions, 7-7/8 Inch Hinge Handle, Universal Joint, Speed Handle, and Blow-Molded Case.
- › Weight (lbs): 12.68



Contents	Description	ASME Spec.	AS Spec.
J5212	Socket, 3/8" DR 3/8" 12 PT	ASME B107.1	AS954E S3.8.1
J5214	Socket, 3/8" DR 7/16" 12 PT	ASME B107.1	AS954E S3.8.1
J5216	Socket, 3/8" DR 1/2" 12 PT	ASME B107.1	AS954E S3.8.1
J5218	Socket, 3/8" DR 9/16" 12 PT	ASME B107.1	AS954E S3.8.1
J5220	Socket, 3/8" DR 5/8" 12 PT	ASME B107.1	AS954E S3.8.1
J5222	Socket, 3/8" DR 11/16" 12 PT	ASME B107.1	AS954E S3.8.1
J5224	Socket, 3/8" DR 3/4" 12 PT	ASME B107.1	AS954E S3.8.1
J5226	Socket, 3/8" DR 13/16" 12 PT	ASME B107.1	AS954E S3.8.1
J5228	Socket, 3/8" DR 7/8" 12 PT	ASME B107.1	AS954E S3.8.1
J5012	Socket, 3/8" DR 3/8" 12 PT Deep	ASME B107.1	AS954E S3.8.1
J5014	Socket, 3/8" DR 7/16" 12 PT Deep	ASME B107.1	AS954E S3.8.1
J5016	Socket, 3/8" DR 1/2" 12 PT Deep	ASME B107.1	AS954E S3.8.1
J5018	Socket, 3/8" DR 9/16" 12 PT Deep	ASME B107.1	AS954E S3.8.1
J5020	Socket, 3/8" DR 5/8" 12 PT Deep	ASME B107.1	AS954E S3.8.1
J5022	Socket, 3/8" DR 11/16" 12 PT Deep	ASME B107.1	AS954E S3.8.1
J5024	Socket, 3/8" DR 3/4" 12 PT Deep	ASME B107.1	AS954E S3.8.1
J5026	Socket, 3/8" DR 13/16" 12 PT Deep	ASME B107.1	AS954E S3.8.1
J5028	Socket, 3/8" DR 7/8" 12 PT Deep	ASME B107.1	AS954E S3.8.1
J5208S	Socket, 3/8" DR 1/4" 8 PT	ASME B107.1	
J5210S	Socket, 3/8" DR 5/16" 8 PT	ASME B107.1	
J5212S	Socket, 3/8" DR 3/8" 8 PT	ASME B107.1	
J5274	Socket, 3/8" DR Universal 7/16" 12 PT	ASME B107.1	AS954E S3.8.1
J5275	Socket, 3/8" DR Universal 1/2" 12 PT	ASME B107.1	AS954E S3.8.1
J5276	Socket, 3/8" DR Universal 9/16" 12 PT	ASME B107.1	AS954E S3.8.1
J5277	Socket, 3/8" DR Universal 5/8" 12 PT	ASME B107.1	AS954E S3.8.1
J5279	Socket, 3/8" DR Universal 3/4" 12 PT	ASME B107.1	AS954E S3.8.1
J5249	Ratchet, 3/8" DR Standard Length Classic Pear Head 7"	ASME B107.500	
J5260	Extension, 3/8" DR 3"	ASME B107.500	AS 4283
J5260-06	Extension, 3/8" DR 6"	ASME B107.500	AS 4283
J5262	Extension, 3/8" DR 12"	ASME B107.500	AS 4283
J5265	Handle, Hinge 3/8" DR 8-1/2"	ASME B107.500	AS 4283
J5270A	Joint, Universal 3/8" DR 2"	ASME B107.500	
J5280G	Handle, Speed 3/8" DR 17-1/2"	ASME B107.500	
JBM1104	Blow-Molded Case		



3/8" DRIVE 33 PIECE COMBINATION SOCKET SET - 12 AND 8 POINT

Product #: **J52138XL**

- ▶ 12 Point Standard: 3/8, 7/16, 1/2, 9/16, 5/8, 11/16, 3/4, 13/16, 7/8 Inch.
- ▶ 12 Point Deep: 3/8, 7/16, 1/2, 9/16, 5/8, 11/16, 3/4, 13/16, 7/8 Inch.
- ▶ 8 Point Standard: 7/16, 1/2, 9/16, 5/8, 3/4 Inch.
- ▶ Accessories: Premium Ratchet, 3 and 12 Inch Extensions, Hinge handle, Universal Joint, Speed Handle, and Blow-Molded Case.
- ▶ Weight (lbs): 13.27



Contents	Description	ASME Spec.	AS Spec.
J5012	Socket, 3/8" DR 3/8" 12 PT Deep		
J5014	Socket, 3/8" DR 7/16" 12 PT Deep	ASME B107.1	AS954E S3.8.1
J5016	Socket, 3/8" DR 1/2" 12 PT Deep		
J5018	Socket, 3/8" DR 9/16" 12 PT Deep		
J5020	Socket, 3/8" DR 5/8" 12 PT Deep	ASME B107.1	AS954E S3.8.1
J5022	Socket, 3/8" DR 11/16" 12 PT Deep		
J5024	Socket, 3/8" DR 3/4" 12 PT Deep	ASME B107.1	AS954E S3.8.1
J5026	Socket, 3/8" DR 13/16" 12 PT Deep	ASME B107.1	AS954E S3.8.1
J5028	Socket, 3/8" DR 7/8" 12 PT Deep	ASME B107.1	AS954E S3.8.1
J5208S	Socket, 3/8" DR 1/4" 8 PT	ASME B107.1	
J5210S	Socket, 3/8" DR 5/16" 8 PT	ASME B107.1	
J5212	Socket, 3/8" DR 3/8" 12 PT	ASME B107.1	AS954E S3.8.1
J5212S	Socket, 3/8" DR 3/8" 8 PT	ASME B107.1	
J5214	Socket, 3/8" DR 7/16" 12 PT	ASME B107.1	AS954E S3.8.1
J5216	Socket, 3/8" DR 1/2" 12 PT	ASME B107.1	AS954E S3.8.1
J5218	Socket, 3/8" DR 9/16" 12 PT	ASME B107.1	AS954E S3.8.1
J5220	Socket, 3/8" DR 5/8" 12 PT	ASME B107.1	AS954E S3.8.1
J5222	Socket, 3/8" DR 11/16" 12 PT	ASME B107.1	AS954E S3.8.1
J5224	Socket, 3/8" DR 3/4" 12 PT	ASME B107.1	AS954E S3.8.1
J5226	Socket, 3/8" DR 13/16" 12 PT	ASME B107.1	AS954E S3.8.1
J5228	Socket, 3/8" DR 7/8" 12 PT	ASME B107.1	AS954E S3.8.1
J5249XL	Ratchet, 3/8" DR Standard Length Premium Pear Head 8-1/2"	ASME B107.500	
J5260	Extension, 3/8" DR 3"	ASME B107.500	AS 4283
J5260-06	Extension, 3/8" DR 6"	ASME B107.500	AS 4283
J5262	Extension, 3/8" DR 12"	ASME B107.500	AS 4283
J5265	Handle, Hinge 3/8" DR 8-1/2"	ASME B107.500	AS 4283
J5270A	Joint, Universal 3/8" DR 2"	ASME B107.500	
J5274A	Socket, 3/8" DR Universal 7/16" 12 PT	ASME B107.1	AS954E S3.8.1
J5275A	Socket, 3/8" DR Universal 1/2" 12 PT	ASME B107.1	AS954E S3.8.1
J5276A	Socket, 3/8" DR Universal 9/16" 12 PT	ASME B107.1	AS954E S3.8.1
J5277A	Socket, 3/8" DR Universal 5/8" 12 PT	ASME B107.1	AS954E S3.8.1
J5279A	Socket, 3/8" DR Universal 3/4" 12 PT	ASME B107.1	AS954E S3.8.1
J5280G	Handle, Speed 3/8" DR 17-1/2"	ASME B107.500	
JBM1104	Blow-Molded Case		



3/8" DRIVE 29 PIECE METRIC COMBINATION SOCKET SET - 6 POINT

METRIC

Product #: J52220

- › 6 Point Standard: 8, 9, 10, 11, 12, 13, 14, 15, 16, 17, 18, 19 mm.
- › 6 Point Deep: 8, 9, 10, 11, 12, 13, 14, 15, 16, 17, 18, 19 mm.
- › Accessories: Pear Head Ratchet, 3 and 6 Inch Extensions, Hinge Handle, Universal Joint, and Blow-Molded Case.
- › Weight (lbs): 9.18



Contents	Description	ASME Spec.	AS Spec.
J5208MH	Socket, 3/8" DR 8 mm 6 PT	ASME B107.5M	
J5209MH	Socket, 3/8" DR 9 mm 6 PT	ASME B107.5M	
J5210MH	Socket, 3/8" DR 10 mm 6 PT	ASME B107.5M	
J5211MH	Socket, 3/8" DR 11 mm 6 PT	ASME B107.5M	
J5212MH	Socket, 3/8" DR 12 mm 6 PT	ASME B107.5M	
J5213MH	Socket, 3/8" DR 13 mm 6 PT	ASME B107.5M	
J5214MH	Socket, 3/8" DR 14 mm 6 PT	ASME B107.5M	
J5215MH	Socket, 3/8" DR 15 mm 6 PT	ASME B107.5M	
J5216MH	Socket, 3/8" DR 16 mm 6 PT	ASME B107.5M	
J5217MH	Socket, 3/8" DR 17 mm 6 PT	ASME B107.5M	
J5218MH	Socket, 3/8" DR 18 mm 6 PT	ASME B107.5M	
J5219MH	Socket, 3/8" DR 19 mm 6 PT	ASME B107.5M	
J5008MH	Socket, 3/8" DR 8 mm 6 PT Deep	ASME B107.5M	
J5009MH	Socket, 3/8" DR 9 mm 6 PT Deep	ASME B107.5M	
J5010MH	Socket, 3/8" DR 10 mm 6 PT Deep	ASME B107.5M	
J5011MH	Socket, 3/8" DR 11 mm 6 PT Deep	ASME B107.5M	
J5012MH	Socket, 3/8" DR 12 mm 6 PT Deep	ASME B107.5M	
J5013MH	Socket, 3/8" DR 13 mm 6 PT Deep	ASME B107.5M	
J5014MH	Socket, 3/8" DR 14 mm 6 PT Deep	ASME B107.5M	
J5015MH	Socket, 3/8" DR 15 mm 6 PT Deep	ASME B107.5M	
J5016MH	Socket, 3/8" DR 16 mm 6 PT Deep	ASME B107.5M	
J5017MH	Socket, 3/8" DR 17 mm 6 PT Deep	ASME B107.5M	
J5018MH	Socket, 3/8" DR 18 mm 6 PT Deep	ASME B107.5M	
J5019MH	Socket, 3/8" DR 19 mm 6 PT Deep	ASME B107.5M	
J5249	Ratchet, 3/8" DR Standard Length Classic Pear Head 7"	ASME B107.500	
J5260	Extension, 3/8" DR 3"	ASME B107.500	AS 4283
J5260-06	Extension, 3/8" DR 6"	ASME B107.500	AS 4283
J5265	Handle, Hinge 3/8" DR 8-1/2"	ASME B107.500	AS 4283
J5270A	Joint, Universal 3/8" DR 2"	ASME B107.500	
JBM1106	Blow-Molded Case		



3/8" DRIVE 29 PIECE METRIC COMBINATION SOCKET SET - 6 POINT

METRIC

Product #: J5220XL



- › 6 Point Standard: 8, 9, 10, 11, 12, 13, 14, 15, 16, 17, 18, 19 mm.
- › 6 Point Deep: 8, 9, 10, 11, 12, 13, 14, 15, 16, 17, 18, 19 mm.
- › Accessories: Premium Ratchet, 3 and 6 Inch Extensions, Universal Joint, Hinge Handle, and Blow-Molded Case.
- › Weight (lbs): 9.51



Contents	Description	ASME Spec.	AS Spec.
J5008MH	Socket, 3/8" DR 8 mm 6 PT Deep	ASME B107.5M	
J5009MH	Socket, 3/8" DR 9 mm 6 PT Deep	ASME B107.5M	
J5010MH	Socket, 3/8" DR 10 mm 6 PT Deep	ASME B107.5M	
J5011MH	Socket, 3/8" DR 11 mm 6 PT Deep	ASME B107.5M	
J5012MH	Socket, 3/8" DR 12 mm 6 PT Deep	ASME B107.5M	
J5013MH	Socket, 3/8" DR 13 mm 6 PT Deep	ASME B107.5M	
J5014MH	Socket, 3/8" DR 14 mm 6 PT Deep	ASME B107.5M	
J5015MH	Socket, 3/8" DR 15 mm 6 PT Deep	ASME B107.5M	
J5016MH	Socket, 3/8" DR 16 mm 6 PT Deep	ASME B107.5M	
J5017MH	Socket, 3/8" DR 17 mm 6 PT Deep	ASME B107.5M	
J5018MH	Socket, 3/8" DR 18 mm 6 PT Deep	ASME B107.5M	
J5019MH	Socket, 3/8" DR 19 mm 6 PT Deep	ASME B107.5M	
J5208MH	Socket, 3/8" DR 8 mm 6 PT	ASME B107.5M	
J5209MH	Socket, 3/8" DR 9 mm 6 PT	ASME B107.5M	
J5210MH	Socket, 3/8" DR 10 mm 6 PT	ASME B107.5M	
J5211MH	Socket, 3/8" DR 11 mm 6 PT	ASME B107.5M	
J5212MH	Socket, 3/8" DR 12 mm 6 PT	ASME B107.5M	
J5213MH	Socket, 3/8" DR 13 mm 6 PT	ASME B107.5M	
J5214MH	Socket, 3/8" DR 14 mm 6 PT	ASME B107.5M	
J5215MH	Socket, 3/8" DR 15 mm 6 PT	ASME B107.5M	
J5216MH	Socket, 3/8" DR 16 mm 6 PT	ASME B107.5M	
J5217MH	Socket, 3/8" DR 17 mm 6 PT	ASME B107.5M	
J5218MH	Socket, 3/8" DR 18 mm 6 PT	ASME B107.5M	
J5219MH	Socket, 3/8" DR 19 mm 6 PT	ASME B107.5M	
J5249XL	Ratchet, 3/8" DR Standard Length Premium Pear Head 8-1/2"	ASME B107.500	
J5260	Extension, 3/8" DR 3"	ASME B107.500	AS 4283
J5260-06	Extension, 3/8" DR 6"	ASME B107.500	AS 4283
J5265	Handle, Hinge 3/8" DR 8-1/2"	ASME B107.500	AS 4283
J5270A	Joint, Universal 3/8" DR 2"	ASME B107.500	
JBM1106	Blow-Molded Case		



3/8" DRIVE 29 PIECE METRIC COMBINATION SOCKET SET - 12 POINT

METRIC

Product #: J52222

- › 12 Point Standard: 8, 9, 10, 11, 12, 13, 14, 15, 16, 17, 18, 19 mm.
- › 12 Point Deep: 8, 9, 10, 11, 12, 13, 14, 15, 16, 17, 18, 19 mm.
- › Accessories: Pear Head Ratchet, 3 and 6 Inch Extensions, Hinge Handle, Universal Joint, and Blow-Molded Case.
- › Weight (lbs): 9.14



Contents	Description	ASME Spec.	AS Spec.
J5208M	Socket, 3/8" DR 8 mm 12 PT	ASME B107.5M	AS954E S3.8.1
J5209M	Socket, 3/8" DR 9 mm 12 PT	ASME B107.5M	AS954E S3.8.1
J5210M	Socket, 3/8" DR 10 mm 12 PT	ASME B107.5M	AS954E S3.8.1
J5211M	Socket, 3/8" DR 11 mm 12 PT	ASME B107.5M	AS954E S3.8.1
J5212M	Socket, 3/8" DR 12 mm 12 PT	ASME B107.5M	AS954E S3.8.1
J5213M	Socket, 3/8" DR 13 mm 12 PT	ASME B107.5M	AS954E S3.8.1
J5214M	Socket, 3/8" DR 14 mm 12 PT	ASME B107.5M	AS954E S3.8.1
J5215M	Socket, 3/8" DR 15 mm 12 PT	ASME B107.5M	AS954E S3.8.1
J5216M	Socket, 3/8" DR 16 mm 12 PT	ASME B107.5M	AS954E S3.8.1
J5217M	Socket, 3/8" DR 17 mm 12 PT	ASME B107.5M	AS954E S3.8.1
J5218M	Socket, 3/8" DR 18 mm 12 PT	ASME B107.5M	AS954E S3.8.1
J5219M	Socket, 3/8" DR 19 mm 12 PT	ASME B107.5M	AS954E S3.8.1
J5008M	Socket, 3/8" DR 8 mm 12 PT Deep	ASME B107.5M	AS954E S3.8.1
J5009M	Socket, 3/8" DR 9 mm 12 PT Deep	ASME B107.5M	AS954E S3.8.1
J5010M	Socket, 3/8" DR 10 mm 12 PT Deep	ASME B107.5M	AS954E S3.8.1
J5011M	Socket, 3/8" DR 11 mm 12 PT Deep	ASME B107.5M	AS954E S3.8.1
J5012M	Socket, 3/8" DR 12 mm 12 PT Deep	ASME B107.5M	AS954E S3.8.1
J5013M	Socket, 3/8" DR 13 mm 12 PT Deep	ASME B107.5M	AS954E S3.8.1
J5014M	Socket, 3/8" DR 14 mm 12 PT Deep	ASME B107.5M	AS954E S3.8.1
J5015M	Socket, 3/8" DR 15 mm 12 PT Deep	ASME B107.5M	AS954E S3.8.1
J5016M	Socket, 3/8" DR 16 mm 12 PT Deep	ASME B107.5M	AS954E S3.8.1
J5017M	Socket, 3/8" DR 17 mm 12 PT Deep	ASME B107.5M	AS954E S3.8.1
J5018M	Socket, 3/8" DR 18 mm 12 PT Deep	ASME B107.5M	AS954E S3.8.1
J5019M	Socket, 3/8" DR 19 mm 12 PT Deep	ASME B107.5M	AS954E S3.8.1
J5249	Ratchet, 3/8" DR Standard Length Classic Pear Head 7"	ASME B107.500	
J5260	Extension, 3/8" DR 3"	ASME B107.500	AS 4283
J5260-06	Extension, 3/8" DR 6"	ASME B107.500	AS 4283
J5265	Handle, Hinge 3/8" DR 8-1/2"	ASME B107.500	AS 4283
J5270A	Joint, Universal 3/8" DR 2"	ASME B107.500	
JBM1106	Blow-Molded Case		



3/8" DRIVE 29 PIECE METRIC COMBINATION SOCKET SET - 12 POINT

METRIC

Product #: J5222XL



- ▶ 12 Point Standard: 8, 9, 10, 11, 12, 13, 14, 15, 16, 17, 18, 19 mm.
- ▶ 12 Point Deep: 8, 9, 10, 11, 12, 13, 14, 15, 16, 17, 18, 19 mm.
- ▶ Accessories: Premium Ratchet, 3 and 6 Inch Extensions, Universal Joint, Hinge Handle, and Blow-Molded Case.
- ▶ Weight (lbs): 9.36

Contents	Description	ASME Spec.	AS Spec.
J5008M	Socket, 3/8" DR 8 mm 12 PT Deep	ASME B107.5M	AS954E S3.8.1
J5009M	Socket, 3/8" DR 9 mm 12 PT Deep	ASME B107.5M	AS954E S3.8.1
J5010M	Socket, 3/8" DR 10 mm 12 PT Deep	ASME B107.5M	AS954E S3.8.1
J5011M	Socket, 3/8" DR 11 mm 12 PT Deep	ASME B107.5M	AS954E S3.8.1
J5012M	Socket, 3/8" DR 12 mm 12 PT Deep	ASME B107.5M	AS954E S3.8.1
J5013M	Socket, 3/8" DR 13 mm 12 PT Deep	ASME B107.5M	AS954E S3.8.1
J5014M	Socket, 3/8" DR 14 mm 12 PT Deep	ASME B107.5M	AS954E S3.8.1
J5015M	Socket, 3/8" DR 15 mm 12 PT Deep	ASME B107.5M	AS954E S3.8.1
J5016M	Socket, 3/8" DR 16 mm 12 PT Deep	ASME B107.5M	AS954E S3.8.1
J5017M	Socket, 3/8" DR 17 mm 12 PT Deep	ASME B107.5M	AS954E S3.8.1
J5018M	Socket, 3/8" DR 18 mm 12 PT Deep	ASME B107.5M	AS954E S3.8.1
J5019M	Socket, 3/8" DR 19 mm 12 PT Deep	ASME B107.5M	AS954E S3.8.1
J5208M	Socket, 3/8" DR 8 mm 12 PT	ASME B107.5M	AS954E S3.8.1
J5209M	Socket, 3/8" DR 9 mm 12 PT	ASME B107.5M	AS954E S3.8.1
J5210M	Socket, 3/8" DR 10 mm 12 PT	ASME B107.5M	AS954E S3.8.1
J5211M	Socket, 3/8" DR 11 mm 12 PT	ASME B107.5M	AS954E S3.8.1
J5212M	Socket, 3/8" DR 12 mm 12 PT	ASME B107.5M	AS954E S3.8.1
J5213M	Socket, 3/8" DR 13 mm 12 PT	ASME B107.5M	AS954E S3.8.1
J5214M	Socket, 3/8" DR 14 mm 12 PT	ASME B107.5M	AS954E S3.8.1
J5215M	Socket, 3/8" DR 15 mm 12 PT	ASME B107.5M	AS954E S3.8.1
J5216M	Socket, 3/8" DR 16 mm 12 PT	ASME B107.5M	AS954E S3.8.1
J5217M	Socket, 3/8" DR 17 mm 12 PT	ASME B107.5M	AS954E S3.8.1
J5218M	Socket, 3/8" DR 18 mm 12 PT	ASME B107.5M	AS954E S3.8.1
J5219M	Socket, 3/8" DR 19 mm 12 PT	ASME B107.5M	AS954E S3.8.1
J5249XL	Ratchet, 3/8" DR Standard Length Premium Pear Head 8-1/2"	ASME B107.500	
J5260	Extension, 3/8" DR 3"	ASME B107.500	AS 4283
J5260-06	Extension, 3/8" DR 6"	ASME B107.500	AS 4283
J5265	Handle, Hinge 3/8" DR 8-1/2"	ASME B107.500	AS 4283
J5270A	Joint, Universal 3/8" DR 2"	ASME B107.500	
JBM1106	Blow-Molded Case		





3/8" DRIVE 20 PIECE METRIC SOCKET SET - 12 POINT



Product #: J52224

- › 12 Point Standard: 6, 7, 8, 9, 10, 11, 12, 13, 14, 15, 16, 17, 18, 19 mm.
- › Accessories: Ratchet, 3 and 12 Inch Extensions, Hinge Handle, Universal Joint, Speed Handle, and Blow-Molded Case.
- › Weight (lbs): 7.97



Contents	Description	ASME Spec.	AS Spec.
J5206M	Socket, 3/8" DR 6 mm 12 PT	ASME B107.5M	AS954E S3.8.1
J5207M	Socket, 3/8" DR 7 mm 12 PT	ASME B107.5M	AS954E S3.8.1
J5208M	Socket, 3/8" DR 8 mm 12 PT	ASME B107.5M	AS954E S3.8.1
J5209M	Socket, 3/8" DR 9 mm 12 PT	ASME B107.5M	AS954E S3.8.1
J5210M	Socket, 3/8" DR 10 mm 12 PT	ASME B107.5M	AS954E S3.8.1
J5211M	Socket, 3/8" DR 11 mm 12 PT	ASME B107.5M	AS954E S3.8.1
J5212M	Socket, 3/8" DR 12 mm 12 PT	ASME B107.5M	AS954E S3.8.1
J5213M	Socket, 3/8" DR 13 mm 12 PT	ASME B107.5M	AS954E S3.8.1
J5214M	Socket, 3/8" DR 14 mm 12 PT	ASME B107.5M	AS954E S3.8.1
J5215M	Socket, 3/8" DR 15 mm 12 PT	ASME B107.5M	AS954E S3.8.1
J5216M	Socket, 3/8" DR 16 mm 12 PT	ASME B107.5M	AS954E S3.8.1
J5217M	Socket, 3/8" DR 17 mm 12 PT	ASME B107.5M	AS954E S3.8.1
J5218M	Socket, 3/8" DR 18 mm 12 PT	ASME B107.5M	AS954E S3.8.1
J5219M	Socket, 3/8" DR 19 mm 12 PT	ASME B107.5M	AS954E S3.8.1
J5249	Ratchet, 3/8" DR Standard Length Classic Pear Head 7"	ASME B107.500	
J5260	Extension, 3/8" DR 3"	ASME B107.500	AS 4283
J5262	Extension, 3/8" DR 12"	ASME B107.500	AS 4283
J5265	Handle, Hinge 3/8" DR 8-1/2"	ASME B107.500	AS 4283
J5270A	Universal Joint, 3/8" DR 2"	ASME B107.500	
J5280G	Handle, Speed 3/8" DR 17-1/2"	ASME B107.500	
JBM1104	Blow-Molded Case		

3/8" DRIVE 20 PIECE METRIC SOCKET SET - 12 POINT



Product #: J52224XL

- › 12 Point Standard: 6, 7, 8, 9, 10, 11, 12, 13, 14, 15, 16, 17, 18, 19 mm.
- › Accessories: Premium Ratchet, 3 and 12 Inch Extensions, Hinge handle, Universal Joint, Speed Handle, and Blow-Molded Case.
- › Weight (lbs): 8.39



Contents	Description	ASME Spec.	AS Spec.
J5206M	Socket, 3/8" DR 6 mm 12 PT	ASME B107.5M	AS954E S3.8.1
J5207M	Socket, 3/8" DR 7 mm 12 PT	ASME B107.5M	AS954E S3.8.1
J5208M	Socket, 3/8" DR 8 mm 12 PT	ASME B107.5M	AS954E S3.8.1
J5209M	Socket, 3/8" DR 9 mm 12 PT	ASME B107.5M	AS954E S3.8.1
J5210M	Socket, 3/8" DR 10 mm 12 PT	ASME B107.5M	AS954E S3.8.1
J5211M	Socket, 3/8" DR 11 mm 12 PT	ASME B107.5M	AS954E S3.8.1
J5212M	Socket, 3/8" DR 12 mm 12 PT	ASME B107.5M	AS954E S3.8.1
J5213M	Socket, 3/8" DR 13 mm 12 PT	ASME B107.5M	AS954E S3.8.1
J5214M	Socket, 3/8" DR 14 mm 12 PT	ASME B107.5M	AS954E S3.8.1
J5215M	Socket, 3/8" DR 15 mm 12 PT	ASME B107.5M	AS954E S3.8.1
J5216M	Socket, 3/8" DR 16 mm 12 PT	ASME B107.5M	AS954E S3.8.1
J5217M	Socket, 3/8" DR 17 mm 12 PT	ASME B107.5M	AS954E S3.8.1
J5218M	Socket, 3/8" DR 18 mm 12 PT	ASME B107.5M	AS954E S3.8.1
J5219M	Socket, 3/8" DR 19 mm 12 PT	ASME B107.5M	AS954E S3.8.1
J5249XL	Ratchet, 3/8" DR Standard Length Premium Pear Head 8-1/2"	ASME B107.500	
J5260	Extension, 3/8" DR 3"	ASME B107.500	AS 4283
J5262	Extension, 3/8" DR 12"	ASME B107.500	AS 4283
J5265	Handle, Hinge 3/8" DR 8-1/2"	ASME B107.500	AS 4283
J5270A	Joint, Universal 3/8" DR 2"	ASME B107.500	
J5280G	Handle, Speed 3/8" DR 17-1/2"	ASME B107.500	
JBM1107	Blow-Molded Case		



3/8" DRIVE 57 PIECE METRIC SOCKET SET - 12 POINT

METRIC

Product #: J52226

- ▶ 12 Point Standard: 6, 7, 8, 9, 10, 11, 12, 13, 14, 15, 17, 18, 19, 20, 21, 22 mm.
- ▶ 12 Point Deep: 6, 7, 8, 9, 10, 11, 12, 13, 14, 15, 17, 18, 19 mm.
- ▶ 12 Point Universal: 9, 10, 11, 12, 13, 14, 15 mm.
- ▶ Hex: 4, 5, 6, 7, 8, 10 mm.
- ▶ Bits: #2, 3, 4 Phillips®, 1/4 Inch Slotted.
- ▶ Accessories: Pear Head Ratchet and Adapter, 3, 6, and 12 Inch Extensions, Hinge Handle, Universal Joint, Speed Handle, Sliding T-Handle, and Metal Box.
- ▶ Weight (lbs): 22.50



Contents	Description	ASME Spec.	AS Spec.
J5206M	Socket, 3/8" DR 6 mm 12 PT	ASME B107.5M	AS954E S3.8.1
J5207M	Socket, 3/8" DR 7 mm 12 PT	ASME B107.5M	AS954E S3.8.1
J5208M	Socket, 3/8" DR 8 mm 12 PT	ASME B107.5M	AS954E S3.8.1
J5209M	Socket, 3/8" DR 9 mm 12 PT	ASME B107.5M	AS954E S3.8.1
J5210M	Socket, 3/8" DR 10 mm 12 PT	ASME B107.5M	AS954E S3.8.1
J5211M	Socket, 3/8" DR 11 mm 12 PT	ASME B107.5M	AS954E S3.8.1
J5212M	Socket, 3/8" DR 12 mm 12 PT	ASME B107.5M	AS954E S3.8.1
J5213M	Socket, 3/8" DR 13 mm 12 PT	ASME B107.5M	AS954E S3.8.1
J5214M	Socket, 3/8" DR 14 mm 12 PT	ASME B107.5M	AS954E S3.8.1
J5215M	Socket, 3/8" DR 15 mm 12 PT	ASME B107.5M	AS954E S3.8.1
J5216M	Socket, 3/8" DR 16 mm 12 PT	ASME B107.5M	AS954E S3.8.1
J5217M	Socket, 3/8" DR 17 mm 12 PT	ASME B107.5M	AS954E S3.8.1
J5218M	Socket, 3/8" DR 18 mm 12 PT	ASME B107.5M	AS954E S3.8.1
J5219M	Socket, 3/8" DR 19 mm 12 PT	ASME B107.5M	AS954E S3.8.1
J5220M	Socket, 3/8" DR 20 mm 12 PT	ASME B107.5M	AS954E S3.8.1
J5221M	Socket, 3/8" DR 21 mm 12 PT	ASME B107.5M	AS954E S3.8.1
J5222M	Socket, 3/8" DR 22 mm 12 PT	ASME B107.5M	AS954E S3.8.1
J5006M	Socket, 3/8" DR 6 mm 12 PT Deep	ASME B107.5M	AS954E S3.8.1
J5007M	Socket, 3/8" DR 7 mm 12 PT Deep	ASME B107.5M	AS954E S3.8.1





Contents	Description	ASME Spec.	AS Spec.
J5008M	Socket, 3/8" DR 8 mm 12 PT Deep	ASME B107.5M	AS954E S3.8.1
J5009M	Socket, 3/8" DR 9 mm 12 PT Deep	ASME B107.5M	AS954E S3.8.1
J5010M	Socket, 3/8" DR 10 mm 12 PT Deep	ASME B107.5M	AS954E S3.8.1
J5011M	Socket, 3/8" DR 11 mm 12 PT Deep	ASME B107.5M	AS954E S3.8.1
J5012M	Socket, 3/8" DR 12 mm 12 PT Deep	ASME B107.5M	AS954E S3.8.1
J5013M	Socket, 3/8" DR 13 mm 12 PT Deep	ASME B107.5M	AS954E S3.8.1
J5014M	Socket, 3/8" DR 14 mm 12 PT Deep	ASME B107.5M	AS954E S3.8.1
J5015M	Socket, 3/8" DR 15 mm 12 PT Deep	ASME B107.5M	AS954E S3.8.1
J5016M	Socket, 3/8" DR 16 mm 12 PT Deep	ASME B107.5M	AS954E S3.8.1
J5017M	Socket, 3/8" DR 17 mm 12 PT Deep	ASME B107.5M	AS954E S3.8.1
J5018M	Socket, 3/8" DR 18 mm 12 PT Deep	ASME B107.5M	AS954E S3.8.1
J5019M	Socket, 3/8" DR 19 mm 12 PT Deep	ASME B107.5M	AS954E S3.8.1
J5272M	Socket, 3/8" DR Universal 9 mm 12 PT	ASME B107.5M	
J5273M	Socket, 3/8" DR Universal 10 mm 12 PT	ASME B107.5M	
J5274M	Socket, 3/8" DR Universal 11 mm 12 PT	ASME B107.5M	
J5275M	Socket, 3/8" DR Universal 12 mm 12 PT	ASME B107.5M	
J5276M	Socket, 3/8" DR Universal 13 mm 12 PT	ASME B107.5M	
J5277M	Socket, 3/8" DR Universal 14 mm 12 PT	ASME B107.5M	
J5278M	Socket, 3/8" DR Universal 15 mm 12 PT	ASME B107.5M	
J4990-4M	Socket, Hex Bit 3/8" DR 4 mm		
J4990-5M	Socket, Hex Bit 3/8" DR 5 mm		
J4990-6M	Socket, Hex Bit 3/8" DR 6 mm		
J4990-7M	Socket, Hex Bit 3/8" DR 7 mm		
J4990-8M	Socket, Hex Bit 3/8" DR 8 mm		
J4990-10M	Socket, Hex Bit 3/8" DR 10 mm		
J5241	Socket, Bit 3/8" DR #2 Phillips®		
J5242	Socket, Bit 3/8" DR #3 Phillips®		
J5243	Socket, Bit 3/8" DR #4 Phillips®		
J5246	Socket, Bit 3/8" DR Slotted		
J5247	Ratchet, Adapter 3/8" DR 2-1/16"	ASME B107.500	
J5249	Ratchet, 3/8" DR Standard Length Classic Pear Head 7"	ASME B107.500	
J5260	Extension, 3/8" DR 3"	ASME B107.500	AS 4283
J5260-06	Extension, 3/8" DR 6"	ASME B107.500	AS 4283
J5262	Extension, 3/8" DR 12"	ASME B107.500	AS 4283
J5265	Handle, Hinge 3/8" DR 8-1/2"	ASME B107.500	AS 4283
J5270A	Universal Joint, 3/8" DR 2"	ASME B107.500	
J5280G	Handle, Speed 3/8" DR 17-1/2"	ASME B107.500	AS4283
J5285	Handle, Sliding T 3/8" DR 8"	ASME B107.500	
J9977-NA	General Purpose Box with Tray		



3/8" DRIVE 57 PIECE METRIC SOCKET SET - 12 POINT - TOOLS ONLY

Product #: J52228



- ▶ 12 Point Standard: 6, 7, 8, 9, 10, 11, 12, 13, 14, 15, 16, 17, 18, 19, 20, 21, 22 mm.
- ▶ 12 Point Deep: 6, 7, 8, 9, 10, 11, 12, 13, 14, 15, 16, 17, 18, 19 mm.
- ▶ Universal: 9, 10, 11, 12, 13, 14, 15 mm.
- ▶ Hex: 4, 5, 6, 7, 8, 10 mm.
- ▶ Screwdriver Bit: #2, #3, #4 Phillips®, and 1/4 Inch Slotted.
- ▶ Accessories: Pear Head Ratchet and Adapter, 3, 6, and 12 Inch Extensions, Hinge Handle, Universal Joint, Speed Handle, and Sliding T-Handle.
- ▶ Weight (lbs): 10.76



Contents	Description	ASME Spec.	AS Spec.
J5206M	Socket, 3/8" DR 6 mm 12 PT	ASME B107.5M	AS954E S3.8.1
J5207M	Socket, 3/8" DR 7 mm 12 PT	ASME B107.5M	AS954E S3.8.1
J5208M	Socket, 3/8" DR 8 mm 12 PT	ASME B107.5M	AS954E S3.8.1
J5209M	Socket, 3/8" DR 9 mm 12 PT	ASME B107.5M	AS954E S3.8.1
J5210M	Socket, 3/8" DR 10 mm 12 PT	ASME B107.5M	AS954E S3.8.1
J5211M	Socket, 3/8" DR 11 mm 12 PT	ASME B107.5M	AS954E S3.8.1
J5212M	Socket, 3/8" DR 12 mm 12 PT	ASME B107.5M	AS954E S3.8.1
J5213M	Socket, 3/8" DR 13 mm 12 PT	ASME B107.5M	AS954E S3.8.1
J5214M	Socket, 3/8" DR 14 mm 12 PT	ASME B107.5M	AS954E S3.8.1
J5215M	Socket, 3/8" DR 15 mm 12 PT	ASME B107.5M	AS954E S3.8.1
J5216M	Socket, 3/8" DR 16 mm 12 PT	ASME B107.5M	AS954E S3.8.1
J5217M	Socket, 3/8" DR 17 mm 12 PT	ASME B107.5M	AS954E S3.8.1
J5218M	Socket, 3/8" DR 18 mm 12 PT	ASME B107.5M	AS954E S3.8.1
J5219M	Socket, 3/8" DR 19 mm 12 PT	ASME B107.5M	AS954E S3.8.1
J5220M	Socket, 3/8" DR 20 mm 12 PT	ASME B107.5M	AS954E S3.8.1
J5221M	Socket, 3/8" DR 21 mm 12 PT	ASME B107.5M	AS954E S3.8.1
J5222M	Socket, 3/8" DR 22 mm 12 PT	ASME B107.5M	AS954E S3.8.1
J5006M	Socket, 3/8" DR 6 mm 12 PT Deep	ASME B107.5M	AS954E S3.8.1
J5007M	Socket, 3/8" DR 7 mm 12 PT Deep	ASME B107.5M	AS954E S3.8.1
J5008M	Socket, 3/8" DR 8 mm 12 PT Deep	ASME B107.5M	AS954E S3.8.1
J5009M	Socket, 3/8" DR 9 mm 12 PT Deep	ASME B107.5M	AS954E S3.8.1
J5010M	Socket, 3/8" DR 10 mm 12 PT Deep	ASME B107.5M	AS954E S3.8.1
J5011M	Socket, 3/8" DR 11 mm 12 PT Deep	ASME B107.5M	AS954E S3.8.1
J5012M	Socket, 3/8" DR 12 mm 12 PT Deep	ASME B107.5M	AS954E S3.8.1
J5013M	Socket, 3/8" DR 13 mm 12 PT Deep	ASME B107.5M	AS954E S3.8.1
J5014M	Socket, 3/8" DR 14 mm 12 PT Deep	ASME B107.5M	AS954E S3.8.1
J5015M	Socket, 3/8" DR 15 mm 12 PT Deep	ASME B107.5M	AS954E S3.8.1
J5016M	Socket, 3/8" DR 16 mm 12 PT Deep	ASME B107.5M	AS954E S3.8.1
J5017M	Socket, 3/8" DR 17 mm 12 PT Deep	ASME B107.5M	AS954E S3.8.1
J5018M	Socket, 3/8" DR 18 mm 12 PT Deep	ASME B107.5M	AS954E S3.8.1
J5019M	Socket, 3/8" DR 19 mm 12 PT Deep	ASME B107.5M	AS954E S3.8.1
J5272M	Socket, 3/8" DR Universal 9 mm 12 PT	ASME B107.5M	
J5273M	Socket, 3/8" DR Universal 10 mm 12 PT	ASME B107.5M	
J5274M	Socket, 3/8" DR Universal 11 mm 12 PT	ASME B107.5M	
J5275M	Socket, 3/8" DR Universal 12 mm 12 PT	ASME B107.5M	
J5276M	Socket, 3/8" DR Universal 13 mm 12 PT	ASME B107.5M	
J5277M	Socket, 3/8" DR Universal 14 mm 12 PT	ASME B107.5M	
J5278M	Socket, 3/8" DR Universal 15 mm 12 PT	ASME B107.5M	
J4990-4M	Socket, Hex Bit 3/8" DR 4 mm		
J4990-5M	Socket, Hex Bit 3/8" DR 5 mm		
J4990-6M	Socket, Hex Bit 3/8" DR 6 mm		





Contents	Description	ASME Spec.	AS Spec.
J4990-7M	Socket, Hex Bit 3/8" DR 7 mm		
J4990-8M	Socket, Hex Bit 3/8" DR 8 mm		
J4990-10M	Socket, Hex Bit 3/8" DR 10 mm		
J5241	Socket, Bit 3/8" DR #2 Phillips®		
J5242	Socket, Bit 3/8" DR #3 Phillips®		
J5243	Socket, Bit 3/8" DR #4 Phillips®		
J5246	Socket, Bit 3/8" DR Slotted		
J5247	Ratchet, Adapter 3/8" DR 2-1/16"	ASME B107.500	
J5249	Ratchet, 3/8" DR Standard Length Classic Pear Head 7"	ASME B107.500	
J5260	Extension, 3/8" DR 3"	ASME B107.500	AS 4283
J5260-06	Extension, 3/8" DR 6"	ASME B107.500	AS 4283
J5262	Extension, 3/8" DR 12"	ASME B107.500	AS 4283
J5265	Handle, Hinge 3/8" DR 8-1/2"	ASME B107.500	AS 4283
J5270A	Universal Joint, 3/8" DR 2"	ASME B107.500	
J5280G	Handle, Speed 3/8" DR 17-1/2"	ASME B107.500	
J5285	Handle, Sliding T 3/8" DR 8"	ASME B107.500	

3/8" DRIVE 22 PIECE SOCKET SET - 6 POINT

Product #: J52134

- › 6 Point Standard: 3/8, 7/16, 1/2, 9/16, 5/8, 11/16, 3/4, 13/16, 7/8 Inch.
- › 6 Point Deep: 3/8, 7/16, 1/2, 9/16, 5/8, 11/16, 3/4, 13/16, 7/8 Inch.
- › Accessories: Pear Head Ratchet, 3 and 6 Inch Extensions, Universal Joint, and Blow-Molded Case.
- › Weight (lbs): 7.63



Contents	Description	ASME Spec.	AS Spec.
J5212H	Socket, 3/8" DR 3/8" 6 PT	ASME B107.1	
J5214H	Socket, 3/8" DR 7/16" 6 PT	ASME B107.1	
J5216H	Socket, 3/8" DR 1/2" 6 PT	ASME B107.1	
J5218H	Socket, 3/8" DR 9/16" 6 PT	ASME B107.1	
J5220H	Socket, 3/8" DR 5/8" 6 PT	ASME B107.1	
J5222H	Socket, 3/8" DR 11/16" 6 PT	ASME B107.1	
J5224H	Socket, 3/8" DR 3/4" 6 PT	ASME B107.1	
J5226H	Socket, 3/8" DR 13/16" 6 PT	ASME B107.1	
J5228H	Socket, 3/8" DR 7/8" 6 PT	ASME B107.1	
J5012H	Socket, 3/8" DR 3/8" 6 PT Deep	ASME B107.1	
J5014H	Socket, 3/8" DR 7/16" 6 PT Deep	ASME B107.1	
J5016H	Socket, 3/8" DR 1/2" 6 PT Deep	ASME B107.1	
J5018H	Socket, 3/8" DR 9/16" 6 PT Deep	ASME B107.1	
J5020H	Socket, 3/8" DR 5/8" 6 PT Deep	ASME B107.1	
J5022H	Socket, 3/8" DR 11/16" 6 PT Deep	ASME B107.1	
J5024H	Socket, 3/8" DR 3/4" 6 PT Deep	ASME B107.1	
J5026H	Socket, 3/8" DR 13/16" 6 PT Deep	ASME B107.1	
J5028H	Socket, 3/8" DR 7/8" 6 PT Deep	ASME B107.1	
J5249	Ratchet, 3/8" DR Standard Length Classic Pear Head 7"	ASME B107.500	
J5260	Extension, 3/8" DR 3"	ASME B107.500	AS 4283
J5260-06	Extension, 3/8" DR 6"	ASME B107.500	AS 4283
J5270A	Joint, Universal 3/8" DR 2"	ASME B107.500	
JBM1102	Blow-Molded Case		



3/8" DRIVE 22 PIECE SOCKET SET - 6 POINT

Product #: **J52134XL**

- › 6 Point Standard: 3/8, 7/16, 1/2, 9/16, 5/8, 11/16, 3/4, 13/16, 7/8 Inch.
- › 6 Point Deep: 3/8, 7/16, 1/2, 9/16, 5/8, 11/16, 3/4, 13/16, 7/8 Inch.
- › Accessories: Premium Ratchet, 3 and 6 Inch Extensions, Universal Joint, and Blow-Molded Case.
- › Weight (lbs): 7.84



Contents	Description	ASME Spec.	AS Spec.
J5012H	Socket, 3/8" DR 3/8" 6 PT Deep	ASME B107.1	
J5014H	Socket, 3/8" DR 7/16" 6 PT Deep	ASME B107.1	
J5016H	Socket, 3/8" DR 1/2" 6 PT Deep	ASME B107.1	
J5018H	Socket, 3/8" DR 9/16" 6 PT Deep	ASME B107.1	
J5020H	Socket, 3/8" DR 5/8" 6 PT Deep	ASME B107.1	
J5022H	Socket, 3/8" DR 11/16" 6 PT Deep	ASME B107.1	
J5024H	Socket, 3/8" DR 3/4" 6 PT Deep	ASME B107.1	
J5026H	Socket, 3/8" DR 13/16" 6 PT Deep	ASME B107.1	
J5028H	Socket, 3/8" DR 7/8" 6 PT Deep	ASME B107.1	
J5212H	Socket, 3/8" DR 3/8" 6 PT	ASME B107.1	
J5214H	Socket, 3/8" DR 7/16" 6 PT	ASME B107.1	
J5216H	Socket, 3/8" DR 1/2" 6 PT	ASME B107.1	
J5218H	Socket, 3/8" DR 9/16" 6 PT	ASME B107.1	
J5220H	Socket, 3/8" DR 5/8" 6 PT	ASME B107.1	
J5222H	Socket, 3/8" DR 11/16" 6 PT	ASME B107.1	
J5224H	Socket, 3/8" DR 3/4" 6 PT	ASME B107.1	
J5226H	Socket, 3/8" DR 13/16" 6 PT	ASME B107.1	
J5228H	Socket, 3/8" DR 7/8" 6 PT	ASME B107.1	
J5249XL	Ratchet, 3/8" DR Standard Length Premium Pear Head 8-1/2"	ASME B107.500	
J5260	Extension, 3/8" DR 3"	ASME B107.500	AS 4283
J5260-06	Extension, 3/8" DR 6"	ASME B107.500	AS 4283
J5270A	Joint, Universal 3/8" DR 2"	ASME B107.500	
JBM1102	Blow-Molded Case		





3/8" DRIVE 22 PIECE SOCKET SET- 12 POINT

Product #: J52136

- › 12 Point Standard: 3/8, 7/16, 1/2, 9/16, 5/8, 11/16, 3/4, 13/16, 7/8 Inch.
- › 12 Point Deep: 3/8, 7/16, 1/2, 9/16, 5/8, 11/16, 3/4, 13/16, 7/8 Inch.
- › Accessories: Pear Head Ratchet, 3 and 6 Inch Extensions, Universal Joint, and Blow-Molded Case.
- › Weight (lbs): 7.70



Contents	Description	ASME Spec.	AS Spec.
J5212	Socket, 3/8" DR 3/8" 12 PT	ASME B107.1	AS954E S3.8.1
J5214	Socket, 3/8" DR 7/16" 12 PT	ASME B107.1	AS954E S3.8.1
J5216	Socket, 3/8" DR 1/2" 12 PT	ASME B107.1	AS954E S3.8.1
J5218	Socket, 3/8" DR 9/16" 12 PT	ASME B107.1	AS954E S3.8.1
J5220	Socket, 3/8" DR 5/8" 12 PT	ASME B107.1	AS954E S3.8.1
J5222	Socket, 3/8" DR 11/16" 12 PT	ASME B107.1	AS954E S3.8.1
J5224	Socket, 3/8" DR 3/4" 12 PT	ASME B107.1	AS954E S3.8.1
J5226	Socket, 3/8" DR 13/16" 12 PT	ASME B107.1	AS954E S3.8.1
J5228	Socket, 3/8" DR 7/8" 12 PT	ASME B107.1	AS954E S3.8.1
J5012	Socket, 3/8" DR 3/8" 12 PT Deep	ASME B107.1	AS954E S3.8.1
J5014	Socket, 3/8" DR 7/16" 12 PT Deep	ASME B107.1	AS954E S3.8.1
J5016	Socket, 3/8" DR 1/2" 12 PT Deep	ASME B107.1	AS954E S3.8.1
J5018	Socket, 3/8" DR 9/16" 12 PT Deep	ASME B107.1	AS954E S3.8.1
J5020	Socket, 3/8" DR 5/8" 12 PT Deep	ASME B107.1	AS954E S3.8.1
J5022	Socket, 3/8" DR 11/16" 12 PT Deep	ASME B107.1	AS954E S3.8.1
J5024	Socket, 3/8" DR 3/4" 12 PT Deep	ASME B107.1	AS954E S3.8.1
J5026	Socket, 3/8" DR 13/16" 12 PT Deep	ASME B107.1	AS954E S3.8.1
J5028	Socket, 3/8" DR 7/8" 12 PT Deep	ASME B107.1	AS954E S3.8.1
J5249	Ratchet, 3/8" DR Standard Length Classic Pear Head 7"	ASME B107.500	
J5260	Extension, 3/8" DR 3"	ASME B107.500	AS 4283
J5260-06	Extension, 3/8" DR 6"	ASME B107.500	AS 4283
J5270A	Joint, Universal 3/8" DR 2"	ASME B107.500	
JBM1102	Blow-Molded Case		



3/8" DRIVE 22 PIECE SOCKET SET- 12 POINT

Product #: **J52136XL**

- ▶ 12 Point Standard: 3/8, 7/16, 1/2, 9/16, 5/8, 11/16, 3/4, 13/16, 7/8 Inch.
- ▶ 12 Point Deep: 3/8, 7/16, 1/2, 9/16, 5/8, 11/16, 3/4, 13/16, 7/8 Inch.
- ▶ Accessories: Premium Ratchet, 3 and 6 Inch Extensions, Universal Joint, and Blow-Molded Case.
- ▶ Weight (lbs): 6.60



Contents	Description	ASME Spec.	AS Spec.
J5012	Socket, 3/8" DR 3/8" 12 PT Deep		
J5014	Socket, 3/8" DR 7/16" 12 PT Deep	ASME B107.1	AS954E S3.8.1
J5016	Socket, 3/8" DR 1/2" 12 PT Deep		
J5018	Socket, 3/8" DR 9/16" 12 PT Deep		
J5020	Socket, 3/8" DR 5/8" 12 PT Deep	ASME B107.1	AS954E S3.8.1
J5022	Socket, 3/8" DR 11/16" 12 PT Deep		
J5024	Socket, 3/8" DR 3/4" 12 PT Deep	ASME B107.1	AS954E S3.8.1
J5026	Socket, 3/8" DR 13/16" 12 PT Deep	ASME B107.1	AS954E S3.8.1
J5028	Socket, 3/8" DR 7/8" 12 PT Deep	ASME B107.1	AS954E S3.8.1
J5212	Socket, 3/8" DR 3/8" 12 PT	ASME B107.1	AS954E S3.8.1
J5214	Socket, 3/8" DR 7/16" 12 PT	ASME B107.1	AS954E S3.8.1
J5216	Socket, 3/8" DR 1/2" 12 PT	ASME B107.1	AS954E S3.8.1
J5218	Socket, 3/8" DR 9/16" 12 PT	ASME B107.1	AS954E S3.8.1
J5220	Socket, 3/8" DR 5/8" 12 PT	ASME B107.1	AS954E S3.8.1
J5222	Socket, 3/8" DR 11/16" 12 PT	ASME B107.1	AS954E S3.8.1
J5224	Socket, 3/8" DR 3/4" 12 PT	ASME B107.1	AS954E S3.8.1
J5226	Socket, 3/8" DR 13/16" 12 PT	ASME B107.1	AS954E S3.8.1
J5228	Socket, 3/8" DR 7/8" 12 PT	ASME B107.1	AS954E S3.8.1
J5249XL	Ratchet, 3/8" DR Standard Length Premium Pear Head 8-1/2"	ASME B107.500	
J5260	Extension, 3/8" DR 3"	ASME B107.500	AS 4283
J5260-06	Extension, 3/8" DR 6"	ASME B107.500	AS 4283
J5270A	Joint, Universal 3/8" DR 2"	ASME B107.500	
JBM1102	Blow-Molded Case		

3/8" DRIVE 16 PIECE METRIC SOCKET SET - 12 POINT

Product #: **J52218**

- ▶ 12 Point Standard: 6, 7, 8, 9, 10, 11, 12, 13, 14, 15, 16, 17, 18, 19 mm.
- ▶ Accessories: Pear Head Ratchet, 6 Inch Extension, and Blow-Molded Case.
- ▶ Weight (lbs): 4.07



METRIC



Contents	Description	ASME Spec.	AS Spec.
J5206M	Socket, 3/8" DR 6 mm 12 PT	ASME B107.5M	AS954E S3.8.1
J5207M	Socket, 3/8" DR 7 mm 12 PT	ASME B107.5M	AS954E S3.8.1
J5208M	Socket, 3/8" DR 8 mm 12 PT	ASME B107.5M	AS954E S3.8.1
J5209M	Socket, 3/8" DR 9 mm 12 PT	ASME B107.5M	AS954E S3.8.1
J5210M	Socket, 3/8" DR 10 mm 12 PT	ASME B107.5M	AS954E S3.8.1
J5211M	Socket, 3/8" DR 11 mm 12 PT	ASME B107.5M	AS954E S3.8.1
J5212M	Socket, 3/8" DR 12 mm 12 PT	ASME B107.5M	AS954E S3.8.1
J5213M	Socket, 3/8" DR 13 mm 12 PT	ASME B107.5M	AS954E S3.8.1
J5214M	Socket, 3/8" DR 14 mm 12 PT	ASME B107.5M	AS954E S3.8.1
J5215M	Socket, 3/8" DR 15 mm 12 PT	ASME B107.5M	AS954E S3.8.1
J5216M	Socket, 3/8" DR 16 mm 12 PT	ASME B107.5M	AS954E S3.8.1
J5217M	Socket, 3/8" DR 17 mm 12 PT	ASME B107.5M	AS954E S3.8.1
J5218M	Socket, 3/8" DR 18 mm 12 PT	ASME B107.5M	AS954E S3.8.1
J5219M	Socket, 3/8" DR 19 mm 12 PT	ASME B107.5M	AS954E S3.8.1
J5249	Ratchet, 3/8" DR Standard Length Classic Pear Head 7"	ASME B107.500	
J5260-06	Extension, 3/8" DR 6"	ASME B107.500	AS 4283
JBM1101	Blow-Molded Case		





3/8" DRIVE 16 PIECE METRIC SOCKET SET - 12 POINT

Product #: J52218XL

- › 12 Point Standard: 6, 7, 8, 9, 10, 11, 12, 13, 14, 15, 16, 17, 18, 19 mm.
- › Accessories: Premium Ratchet, 6 Inch Extension, and Blow-Molded Case.
- › Weight (lbs): 4.48



Contents	Description	ASME Spec.	AS Spec.
J5206M	Socket, 3/8" DR 6 mm 12 PT	ASME B107.5M	AS954E S3.8.1
J5207M	Socket, 3/8" DR 7 mm 12 PT	ASME B107.5M	AS954E S3.8.1
J5208M	Socket, 3/8" DR 8 mm 12 PT	ASME B107.5M	AS954E S3.8.1
J5209M	Socket, 3/8" DR 9 mm 12 PT	ASME B107.5M	AS954E S3.8.1
J5210M	Socket, 3/8" DR 10 mm 12 PT	ASME B107.5M	AS954E S3.8.1
J5211M	Socket, 3/8" DR 11 mm 12 PT	ASME B107.5M	AS954E S3.8.1
J5212M	Socket, 3/8" DR 12 mm 12 PT	ASME B107.5M	AS954E S3.8.1
J5213M	Socket, 3/8" DR 13 mm 12 PT	ASME B107.5M	AS954E S3.8.1
J5214M	Socket, 3/8" DR 14 mm 12 PT	ASME B107.5M	AS954E S3.8.1
J5215M	Socket, 3/8" DR 15 mm 12 PT	ASME B107.5M	AS954E S3.8.1
J5216M	Socket, 3/8" DR 16 mm 12 PT	ASME B107.5M	AS954E S3.8.1
J5217M	Socket, 3/8" DR 17 mm 12 PT	ASME B107.5M	AS954E S3.8.1
J5218M	Socket, 3/8" DR 18 mm 12 PT	ASME B107.5M	AS954E S3.8.1
J5219M	Socket, 3/8" DR 19 mm 12 PT	ASME B107.5M	AS954E S3.8.1
J5249XL	Ratchet, 3/8" DR Standard Length Premium Pear Head 8-1/2"	ASME B107.500	
J5260-06	Extension, 3/8" DR 6"	ASME B107.500	AS 4283
JBM1101	Blow-Molded Case		

3/8" DRIVE 15 PIECE SOCKET SET - 12 POINT

Product #: J52132

- › 12 Point Standard: 3/8, 7/16, 1/2, 9/16, 5/8, 11/16, 3/4, 13/16, 7/8 Inch.
- › Accessories: Pear Head Ratchet, 3 and 12 Inch Extensions, Hinge Handle, Universal Joint, Speed Handle, and Blow-Molded Case.
- › Weight (lbs): 8.18



Contents	Description	ASME Spec.	AS Spec.
J5212	Socket, 3/8" DR 3/8" 12 PT	ASME B107.1	AS954E S3.8.1
J5214	Socket, 3/8" DR 7/16" 12 PT	ASME B107.1	AS954E S3.8.1
J5216	Socket, 3/8" DR 1/2" 12 PT	ASME B107.1	AS954E S3.8.1
J5218	Socket, 3/8" DR 9/16" 12 PT	ASME B107.1	AS954E S3.8.1
J5220	Socket, 3/8" DR 5/8" 12 PT	ASME B107.1	AS954E S3.8.1
J5222	Socket, 3/8" DR 11/16" 12 PT	ASME B107.1	AS954E S3.8.1
J5224	Socket, 3/8" DR 3/4" 12 PT	ASME B107.1	AS954E S3.8.1
J5226	Socket, 3/8" DR 13/16" 12 PT	ASME B107.1	AS954E S3.8.1
J5228	Socket, 3/8" DR 7/8" 12 PT	ASME B107.1	AS954E S3.8.1
J5249	Ratchet, 3/8" DR Standard Length Classic Pear Head 7"	ASME B107.500	
J5260	Extension, 3/8" DR 3"	ASME B107.500	AS 4283
J5262	Extension, 3/8" DR 12"	ASME B107.500	AS 4283
J5265	Handle, Hinge 3/8" DR 8-1/2"	ASME B107.500	AS 4283
J5270A	Joint, Universal 3/8" DR 2"	ASME B107.500	
J5280G	Handle, Speed 3/8" DR 17-1/2"	ASME B107.500	
JBM1105	Blow-Molded Case		



3/8" DRIVE 15 PIECE SOCKET SET - 12 POINT

Product #: **J52132XL**

- ▶ 12 Point Standard: 3/8, 7/16, 1/2, 9/16, 5/8, 11/16, 3/4, 13/16, 7/8 Inch.
- ▶ Accessories: Premium Ratchet, 3 and 6 Inch Extensions, Hinge handle, Universal Joint, Speed Handle, and Blow-Molded Case.
- ▶ Weight (lbs): 8.34



Contents	Description	ASME Spec.	AS Spec.
J5212	Socket, 3/8" DR 3/8" 12 PT	ASME B107.1	AS954E S3.8.1
J5214	Socket, 3/8" DR 7/16" 12 PT	ASME B107.1	AS954E S3.8.1
J5216	Socket, 3/8" DR 1/2" 12 PT	ASME B107.1	AS954E S3.8.1
J5218	Socket, 3/8" DR 9/16" 12 PT	ASME B107.1	AS954E S3.8.1
J5220	Socket, 3/8" DR 5/8" 12 PT	ASME B107.1	AS954E S3.8.1
J5222	Socket, 3/8" DR 11/16" 12 PT	ASME B107.1	AS954E S3.8.1
J5224	Socket, 3/8" DR 3/4" 12 PT	ASME B107.1	AS954E S3.8.1
J5226	Socket, 3/8" DR 13/16" 12 PT	ASME B107.1	AS954E S3.8.1
J5228	Socket, 3/8" DR 7/8" 12 PT	ASME B107.1	AS954E S3.8.1
J5249XL	Ratchet, 3/8" DR Standard Length Premium Pear Head 8-1/2"	ASME B107.500	
J5260	Extension, 3/8" DR 3"	ASME B107.500	AS 4283
J5262	Extension, 3/8" DR 12"	ASME B107.500	AS 4283
J5265	Handle, Hinge 3/8" DR 8-1/2"	ASME B107.500	AS 4283
J5270A	Joint, Universal 3/8" DR 2"	ASME B107.500	
J5280G	Handle, Speed 3/8" DR 17-1/2"	ASME B107.500	
JBM1105	Blow-Molded Case		

3/8" DRIVE 12 PIECE SOCKET SET - 6 POINT

Product #: **J52128**

- ▶ 6 Point Standard: 3/8, 7/16, 1/2, 9/16, 5/8, 11/16, 3/4, 13/16, 7/8 Inch.
- ▶ Accessories: Pear Head Ratchet, 3 and 6 Inch Extensions, and Blow-Molded Case.
- ▶ Weight (lbs): 3.67



Contents	Description	ASME Spec.	AS Spec.
J5212H	Socket, 3/8" DR 3/8" 6 PT	ASME B107.1	
J5214H	Socket, 3/8" DR 7/16" 6 PT	ASME B107.1	
J5216H	Socket, 3/8" DR 1/2" 6 PT	ASME B107.1	
J5218H	Socket, 3/8" DR 9/16" 6 PT	ASME B107.1	
J5220H	Socket, 3/8" DR 5/8" 6 PT	ASME B107.1	
J5222H	Socket, 3/8" DR 11/16" 6 PT	ASME B107.1	
J5224H	Socket, 3/8" DR 3/4" 6 PT	ASME B107.1	
J5226H	Socket, 3/8" DR 13/16" 6 PT	ASME B107.1	
J5228H	Socket, 3/8" DR 7/8" 6 PT	ASME B107.1	
J5249	Ratchet, 3/8" DR Standard Length Classic Pear Head 7"	ASME B107.500	
J5260	Extension, 3/8" DR 3"	ASME B107.500	AS 4283
J5260-06	Extension, 3/8" DR 6"	ASME B107.500	AS 4283
JBM1103	Blow-Molded Case		





3/8" DRIVE 12 PIECE SOCKET SET - 6 POINT

Product #: **J52128XL**

- › 6 Point Standard: 3/8, 7/16, 1/2, 9/16, 5/8, 11/16, 3/4, 13/16, 7/8 Inch.
- › Accessories: Premium Ratchet, 3 and 6 Inch Extensions, and Blow-Molded Case.
- › Weight (lbs): 4.03



Contents	Description	ASME Spec.	AS Spec.
J5212H	Socket, 3/8" DR 3/8" 6 PT	ASME B107.1	
J5214H	Socket, 3/8" DR 7/16" 6 PT	ASME B107.1	
J5216H	Socket, 3/8" DR 1/2" 6 PT	ASME B107.1	
J5218H	Socket, 3/8" DR 9/16" 6 PT	ASME B107.1	
J5220H	Socket, 3/8" DR 5/8" 6 PT	ASME B107.1	
J5222H	Socket, 3/8" DR 11/16" 6 PT	ASME B107.1	
J5224H	Socket, 3/8" DR 3/4" 6 PT	ASME B107.1	
J5226H	Socket, 3/8" DR 13/16" 6 PT	ASME B107.1	
J5228H	Socket, 3/8" DR 7/8" 6 PT	ASME B107.1	
J5249XL	Ratchet, 3/8" DR Standard Length Premium Pear Head 8-1/2"	ASME B107.500	
J5260	Extension, 3/8" DR 3"	ASME B107.500	AS 4283
J5260-06	Extension, 3/8" DR 6"	ASME B107.500	AS 4283
JBM1103	Blow-Molded Case		

1/4" & 3/8" DRIVE 22 PIECE SOCKET SET - 6 POINT

Product #: **J47152**

- › 1/4 Inch Drive 6 Point Standard: 3/16, 7/32, 1/4, 9/32, 5/16, 11/32, 3/8 Inch.
- › 3/8 Inch Drive 6 Point Standard: 7/16, 1/2, 9/16, 5/8, 11/16, 3/4, 13/16, 7/8, 15/16, 1 Inch.
- › Accessories: 1/4 Inch Drive Socket Driver, 3/8 Inch Drive Pear Head Ratchet, 3 and 6 Inch Extensions, 3/8 Inch Female x 1/4 Inch Male Adapter, and Blow-Molded Case.
- › Weight (lbs): 5.41



Contents	Description	ASME Spec.	AS Spec.
J4706	Socket, 1/4" DR 3/16" 6 PT	ASME B107.1	
J4707	Socket, 1/4" DR 7/32" 6 PT	ASME B107.1	
J4708	Socket, 1/4" DR 1/4" 6 PT	ASME B107.1	
J4709	Socket, 1/4" DR 9/32" 6 PT	ASME B107.1	
J4710	Socket, 1/4" DR 5/16" 6 PT	ASME B107.1	
J4711	Socket, 1/4" DR 11/32" 6 PT	ASME B107.1	
J4712	Socket, 1/4" DR 3/8" 6 PT	ASME B107.1	
J4769	Socket, Driver 1/4" DR	ASME B107.500	
J5214H	Socket, 3/8" DR 7/16" 6 PT	ASME B107.1	
J5216H	Socket, 3/8" DR 1/2" 6 PT	ASME B107.1	
J5218H	Socket, 3/8" DR 9/16" 6 PT	ASME B107.1	
J5220H	Socket, 3/8" DR 5/8" 6 PT	ASME B107.1	
J5222H	Socket, 3/8" DR 11/16" 6 PT	ASME B107.1	
J5224H	Socket, 3/8" DR 3/4" 6 PT	ASME B107.1	
J5226H	Socket, 3/8" DR 13/16" 6 PT	ASME B107.1	
J5228H	Socket, 3/8" DR 7/8" 6 PT	ASME B107.1	
J5230H	Socket, 3/8" DR 15/16" 6 PT	ASME B107.1	
J5232H	Socket, 3/8" DR 1" 6 PT	ASME B107.1	
J5249	Ratchet, 3/8" DR Standard Length Classic Pear Head 7"	ASME B107.500	
J5255	Adaper 3/8" F x 1/4" M	ASME B107.500	
J5260	Extension, 3/8" DR 3"	ASME B107.500	AS 4283
J5260-06	Extension, 3/8" DR 6"	ASME B107.500	AS 4283
JBM1003	Blow-Molded Case		



1/4" & 3/8" DRIVE 22 PIECE SOCKET SET - 6 POINT

Product #: **J47152XL**

- ▶ 1/4 Inch Drive 6 Point Standard: 3/16, 7/32, 1/4, 9/32, 5/16, 11/32, 3/8, 7/16, 1/2, 9/16 Inch.
- ▶ 3/8 Inch Drive 6 Point Standard: 7/16, 1/2, 9/16, 5/8, 11/16, 3/4, 13/16, 7/8, 15/16, and 1 Inch.
- ▶ Accessories: Premium Ratchet, Female x Male Adapter, 3 and 6 Inch Extensions, and Blow-Molded Case.
- ▶ Weight (lbs): 5.57



Contents	Description	ASME Spec.	AS Spec.
J4706	Socket, 1/4" DR 3/16" 6 PT	ASME B107.1	
J4707	Socket, 1/4" DR 7/32" 6 PT	ASME B107.1	
J4708	Socket, 1/4" DR 1/4" 6 PT	ASME B107.1	
J4709	Socket, 1/4" DR 9/32" 6 PT	ASME B107.1	
J4710	Socket, 1/4" DR 5/16" 6 PT	ASME B107.1	
J4711	Socket, 1/4" DR 11/32" 6 PT	ASME B107.1	
J4712	Socket, 1/4" DR 3/8" 6 PT	ASME B107.1	
J4769	Socket, Driver 1/4" DR	ASME B107.500	
J5214H	Socket, 3/8" DR 7/16" 6 PT	ASME B107.1	
J5216H	Socket, 3/8" DR 1/2" 6 PT	ASME B107.1	
J5218H	Socket, 3/8" DR 9/16" 6 PT	ASME B107.1	
J5220H	Socket, 3/8" DR 5/8" 6 PT	ASME B107.1	
J5222H	Socket, 3/8" DR 11/16" 6 PT	ASME B107.1	
J5224H	Socket, 3/8" DR 3/4" 6 PT	ASME B107.1	
J5226H	Socket, 3/8" DR 13/16" 6 PT	ASME B107.1	
J5228H	Socket, 3/8" DR 7/8" 6 PT	ASME B107.1	
J5230H	Socket, 3/8" DR 15/16" 6 PT	ASME B107.1	
J5232H	Socket, 3/8" DR 1" 6 PT	ASME B107.1	
J5249XL	Ratchet, 3/8" DR Standard Length Premium Pear Head 8-1/2"	ASME B107.500	
J5255	Adaper 3/8" F x 1/4" M	ASME B107.500	
J5260	Extension, 3/8" DR 3"	ASME B107.500	AS 4283
J5260-06	Extension, 3/8" DR 6"	ASME B107.500	AS 4283
JBM1003	Blow-Molded Case		

3/8" DRIVE 12 PIECE SOCKET SET - 12 POINT

Product #: **J52130**

- ▶ 12 Point Standard: 3/8, 7/16, 1/2, 9/16, 5/8, 11/16, 3/4, 13/16, 7/8 Inch.
- ▶ Accessories: Pear Head Ratchet, 3 and 6 Inch Extensions, and Blow-Molded Case.
- ▶ Weight (lbs): 3.70



Contents	Description	ASME Spec.	AS Spec.
J5212	Socket, 3/8" DR 3/8" 12 PT	ASME B107.1	AS954E S3.8.1
J5214	Socket, 3/8" DR 7/16" 12 PT	ASME B107.1	AS954E S3.8.1
J5216	Socket, 3/8" DR 1/2" 12 PT	ASME B107.1	AS954E S3.8.1
J5218	Socket, 3/8" DR 9/16" 12 PT	ASME B107.1	AS954E S3.8.1
J5220	Socket, 3/8" DR 5/8" 12 PT	ASME B107.1	AS954E S3.8.1
J5222	Socket, 3/8" DR 11/16" 12 PT	ASME B107.1	AS954E S3.8.1
J5224	Socket, 3/8" DR 3/4" 12 PT	ASME B107.1	AS954E S3.8.1
J5226	Socket, 3/8" DR 13/16" 12 PT	ASME B107.1	AS954E S3.8.1
J5228	Socket, 3/8" DR 7/8" 12 PT	ASME B107.1	AS954E S3.8.1
J5249	Ratchet, 3/8" DR Standard Length Classic Pear Head 7"	ASME B107.500	
J5260	Extension, 3/8" DR 3"	ASME B107.500	AS 4283
J5260-06	Extension, 3/8" DR 6"	ASME B107.500	AS 4283
JBM1103	Blow-Molded Case		





3/8" DRIVE 12 PIECE SOCKET SET - 12 POINT

Product #: J52130XL

- › 12 Point Standard: 3/8, 7/16, 1/2, 9/16, 5/8, 11/16, 3/4, 13/16, 7/8 Inch.
- › Accessories: Premium Ratchet, 3 and 6 Inch Extensions, and Blow-Molded Case.
- › Weight (lbs): 4.00



Contents	Description	ASME Spec.	AS Spec.
J5212	Socket, 3/8" DR 3/8" 12 PT	ASME B107.1	AS954E S3.8.1
J5214	Socket, 3/8" DR 7/16" 12 PT	ASME B107.1	AS954E S3.8.1
J5216	Socket, 3/8" DR 1/2" 12 PT	ASME B107.1	AS954E S3.8.1
J5218	Socket, 3/8" DR 9/16" 12 PT	ASME B107.1	AS954E S3.8.1
J5220	Socket, 3/8" DR 5/8" 12 PT	ASME B107.1	AS954E S3.8.1
J5222	Socket, 3/8" DR 11/16" 12 PT	ASME B107.1	AS954E S3.8.1
J5224	Socket, 3/8" DR 3/4" 12 PT	ASME B107.1	AS954E S3.8.1
J5226	Socket, 3/8" DR 13/16" 12 PT	ASME B107.1	AS954E S3.8.1
J5228	Socket, 3/8" DR 7/8" 12 PT	ASME B107.1	AS954E S3.8.1
J5249XL	Ratchet, 3/8" DR Standard Length Premium Pear Head 8-1/2"	ASME B107.500	
J5260	Extension, 3/8" DR 3"	ASME B107.500	AS 4283
J5260-06	Extension, 3/8" DR 6"	ASME B107.500	AS 4283
JBM1103	Blow-Molded Case		

3/8" DRIVE 21 PIECE METRIC SOCKET SET - 6 POINT

METRIC

Product #: J52211

- › 6 Point Standard: 6, 7, 8, 9, 10, 11, 12, 13, 14, 15, 16, 17, 18, 19, 20, 21, 22, 23, 24, 25, 26 mm.
- › Accessories: 9 and 11 Inch Socket Bars, and 21 Socket Clips.
- › Weight (lbs): 3.36



Contents	Description	ASME Spec.
J5206MH	Socket, 3/8" DR 6 mm 6 PT	ASME B107.5M
J5207MH	Socket, 3/8" DR 7 mm 6 PT	ASME B107.5M
J5208MH	Socket, 3/8" DR 8 mm 6 PT	ASME B107.5M
J5209MH	Socket, 3/8" DR 9 mm 6 PT	ASME B107.5M
J5210MH	Socket, 3/8" DR 10 mm 6 PT	ASME B107.5M
J5211MH	Socket, 3/8" DR 11 mm 6 PT	ASME B107.5M
J5212MH	Socket, 3/8" DR 12 mm 6 PT	ASME B107.5M
J5213MH	Socket, 3/8" DR 13 mm 6 PT	ASME B107.5M
J5214MH	Socket, 3/8" DR 14 mm 6 PT	ASME B107.5M
J5215MH	Socket, 3/8" DR 15 mm 6 PT	ASME B107.5M
J5216MH	Socket, 3/8" DR 16 mm 6 PT	ASME B107.5M
J5217MH	Socket, 3/8" DR 17 mm 6 PT	ASME B107.5M
J5218MH	Socket, 3/8" DR 18 mm 6 PT	ASME B107.5M
J5219MH	Socket, 3/8" DR 19 mm 6 PT	ASME B107.5M
J5220MH	Socket, 3/8" DR 20 mm 6 PT	ASME B107.5M
J5221MH	Socket, 3/8" DR 21 mm 6 PT	ASME B107.5M
J5222MH	Socket, 3/8" DR 22 mm 6 PT	ASME B107.5M
J5223MH	Socket, 3/8" DR 23 mm 6 PT	ASME B107.5M
J5224MH	Socket, 3/8" DR 24 mm 6 PT	ASME B107.5M
J5225MH	Socket, 3/8" DR 25 mm 6 PT	ASME B107.5M
J5226MH	Socket, 3/8" DR 26 mm 6 PT	ASME B107.5M
J2585	Socket, Bar 9"	
J2588	Socket, Bar 11"	
J2591	Socket, Clip 3/8" DR	



3/8" DRIVE 21 PIECE METRIC SOCKET SET - 12 POINT

METRIC



Product #: J52215

- ▶ 12 Point Standard: 6, 7, 8, 9, 10, 11, 12, 13, 14, 15, 16, 17, 18, 19, 20, 21, 22, 23, 24, 25, 26 mm.
- ▶ Accessories: 9 and 11 Inch Socket Bars, and 21 Socket Clips.
- ▶ Weight (lbs): 2.98



Contents	Description	ASME Spec.	AS Spec.
J5206M	Socket, 3/8" DR 6 mm 12 PT	ASME B107.5M	AS954E S3.8.1
J5207M	Socket, 3/8" DR 7 mm 12 PT	ASME B107.5M	AS954E S3.8.1
J5208M	Socket, 3/8" DR 8 mm 12 PT	ASME B107.5M	AS954E S3.8.1
J5209M	Socket, 3/8" DR 9 mm 12 PT	ASME B107.5M	AS954E S3.8.1
J5210M	Socket, 3/8" DR 10 mm 12 PT	ASME B107.5M	AS954E S3.8.1
J5211M	Socket, 3/8" DR 11 mm 12 PT	ASME B107.5M	AS954E S3.8.1
J5212M	Socket, 3/8" DR 12 mm 12 PT	ASME B107.5M	AS954E S3.8.1
J5213M	Socket, 3/8" DR 13 mm 12 PT	ASME B107.5M	AS954E S3.8.1
J5214M	Socket, 3/8" DR 14 mm 12 PT	ASME B107.5M	AS954E S3.8.1
J5215M	Socket, 3/8" DR 15 mm 12 PT	ASME B107.5M	AS954E S3.8.1
J5216M	Socket, 3/8" DR 16 mm 12 PT	ASME B107.5M	AS954E S3.8.1
J5217M	Socket, 3/8" DR 17 mm 12 PT	ASME B107.5M	AS954E S3.8.1
J5218M	Socket, 3/8" DR 18 mm 12 PT	ASME B107.5M	AS954E S3.8.1
J5219M	Socket, 3/8" DR 19 mm 12 PT	ASME B107.5M	AS954E S3.8.1
J5220M	Socket, 3/8" DR 20 mm 12 PT	ASME B107.5M	AS954E S3.8.1
J5221M	Socket, 3/8" DR 21 mm 12 PT	ASME B107.5M	AS954E S3.8.1
J5222M	Socket, 3/8" DR 22 mm 12 PT	ASME B107.5M	AS954E S3.8.1
J5223M	Socket, 3/8" DR 23 mm 12 PT	ASME B107.5M	AS954E S3.8.1
J5224M	Socket, 3/8" DR 24 mm 12 PT	ASME B107.5M	AS954E S3.8.1
J5225M	Socket, 3/8" DR 25 mm 12 PT	ASME B107.5M	AS954E S3.8.1
J5226M	Socket, 3/8" DR 26 mm 12 PT	ASME B107.5M	AS954E S3.8.1
J2585	Socket, Bar 9"		
J2588	Socket, Bar 11"		
J2591	Socket, Clip 3/8" DR		





3/8" DRIVE 18 PIECE METRIC DEEP SOCKET SET - 12 POINT



Product #: J52207



- › 12 Point Deep: 6, 7, 8, 9, 10, 11, 12, 13, 14, 15, 16, 17, 18, 19, 20, 21, 22, 23 mm
- › Accessories: 17 Inch Socket Bar with 18 Socket Clips.
- › Weight (lbs): 4.55



Contents	Description	ASME Spec.	AS Spec.
J5006M	Socket, 3/8" DR 6 mm 12 PT Deep	ASME B107.5M	AS954E S3.8.1
J5007M	Socket, 3/8" DR 7 mm 12 PT Deep	ASME B107.5M	AS954E S3.8.1
J5008M	Socket, 3/8" DR 8 mm 12 PT Deep	ASME B107.5M	AS954E S3.8.1
J5009M	Socket, 3/8" DR 9 mm 12 PT Deep	ASME B107.5M	AS954E S3.8.1
J5010M	Socket, 3/8" DR 10 mm 12 PT Deep	ASME B107.5M	AS954E S3.8.1
J5011M	Socket, 3/8" DR 11 mm 12 PT Deep	ASME B107.5M	AS954E S3.8.1
J5012M	Socket, 3/8" DR 12 mm 12 PT Deep	ASME B107.5M	AS954E S3.8.1
J5013M	Socket, 3/8" DR 13 mm 12 PT Deep	ASME B107.5M	AS954E S3.8.1
J5014M	Socket, 3/8" DR 14 mm 12 PT Deep	ASME B107.5M	AS954E S3.8.1
J5015M	Socket, 3/8" DR 15 mm 12 PT Deep	ASME B107.5M	AS954E S3.8.1
J5016M	Socket, 3/8" DR 16 mm 12 PT Deep	ASME B107.5M	AS954E S3.8.1
J5017M	Socket, 3/8" DR 17 mm 12 PT Deep	ASME B107.5M	AS954E S3.8.1
J5018M	Socket, 3/8" DR 18 mm 12 PT Deep	ASME B107.5M	AS954E S3.8.1
J5019M	Socket, 3/8" DR 19 mm 12 PT Deep	ASME B107.5M	AS954E S3.8.1
J5020M	Socket, 3/8" DR 20 mm 12 PT Deep	ASME B107.5M	AS954E S3.8.1
J5021M	Socket, 3/8" DR 21 mm 12 PT Deep	ASME B107.5M	AS954E S3.8.1
J5022M	Socket, 3/8" DR 22 mm 12 PT Deep	ASME B107.5M	AS954E S3.8.1
J5023M	Socket, 3/8" DR 23 mm 12 PT Deep	ASME B107.5M	AS954E S3.8.1
J2587	Socket, Bar 17"		
J2591	Socket, Clip 3/8" DR		

3/8" DRIVE 18 PIECE METRIC DEEP SOCKET SET - 6 POINT



Product #: J52203



- › 6 Point Deep: 6, 7, 8, 9, 10, 11, 12, 13, 14, 15, 16, 17, 18, 19, 20, 21, 22, 23 mm
- › Accessories: 17 Inch Socket Bar with 18 Socket Clips.
- › Weight (lbs): 4.78



Contents	Description	ASME Spec.
J5006MH	Socket, 3/8" DR 6 mm 6 PT Deep	ASME B107.5M
J5007MH	Socket, 3/8" DR 7 mm 6 PT Deep	ASME B107.5M
J5008MH	Socket, 3/8" DR 8 mm 6 PT Deep	ASME B107.5M
J5009MH	Socket, 3/8" DR 9 mm 6 PT Deep	ASME B107.5M
J5010MH	Socket, 3/8" DR 10 mm 6 PT Deep	ASME B107.5M
J5011MH	Socket, 3/8" DR 11 mm 6 PT Deep	ASME B107.5M
J5012MH	Socket, 3/8" DR 12 mm 6 PT Deep	ASME B107.5M
J5013MH	Socket, 3/8" DR 13 mm 6 PT Deep	ASME B107.5M
J5014MH	Socket, 3/8" DR 14 mm 6 PT Deep	ASME B107.5M
J5015MH	Socket, 3/8" DR 15 mm 6 PT Deep	ASME B107.5M
J5016MH	Socket, 3/8" DR 16 mm 6 PT Deep	ASME B107.5M
J5017MH	Socket, 3/8" DR 17 mm 6 PT Deep	ASME B107.5M
J5018MH	Socket, 3/8" DR 18 mm 6 PT Deep	ASME B107.5M
J5019MH	Socket, 3/8" DR 19 mm 6 PT Deep	ASME B107.5M
J5020MH	Socket, 3/8" DR 20 mm 6 PT Deep	ASME B107.5M
J5021MH	Socket, 3/8" DR 11 mm 6 PT Deep	ASME B107.5M
J5022MH	Socket, 3/8" DR 22 mm 6 PT Deep	ASME B107.5M
J5023MH	Socket, 3/8" DR 23 mm 6 PT Deep	ASME B107.5M
J2587	Socket, Bar 17"	
J2591	Socket, Clip 3/8" DR	



3/8" DRIVE 13 PIECE SOCKET SET - 12 POINT

Product #: J52124



- ▶ 12 Point Standard: 1/4, 5/16, 3/8, 7/16, 1/2, 9/16, 5/8, 11/16, 3/4, 13/16, 7/8, 15/16, 1 Inch
- ▶ Accessories: 13 Inch Socket Bar with 13 Socket Clips.
- ▶ Weight (lbs): 1.96



Contents	Description	ASME Spec.	AS Spec.
J5208	Socket, 3/8" DR 1/4" 12 PT	ASME B107.1	AS954E S3.8.1
J5210	Socket, 3/8" DR 5/16" 12 PT	ASME B107.1	AS954E S3.8.1
J5212	Socket, 3/8" DR 3/8" 12 PT	ASME B107.1	AS954E S3.8.1
J5214	Socket, 3/8" DR 7/16" 12 PT	ASME B107.1	AS954E S3.8.1
J5216	Socket, 3/8" DR 1/2" 12 PT	ASME B107.1	AS954E S3.8.1
J5218	Socket, 3/8" DR 9/16" 12 PT	ASME B107.1	AS954E S3.8.1
J5220	Socket, 3/8" DR 5/8" 12 PT	ASME B107.1	AS954E S3.8.1
J5222	Socket, 3/8" DR 11/16" 12 PT	ASME B107.1	AS954E S3.8.1
J5224	Socket, 3/8" DR 3/4" 12 PT	ASME B107.1	AS954E S3.8.1
J5226	Socket, 3/8" DR 13/16" 12 PT	ASME B107.1	AS954E S3.8.1
J5228	Socket, 3/8" DR 7/8" 12 PT	ASME B107.1	AS954E S3.8.1
J5230	Socket, 3/8" DR 15/16" 12 PT	ASME B107.1	AS954E S3.8.1
J5232	Socket, 3/8" DR 1" 12 PT	ASME B107.1	AS954E S3.8.1
J2586	Socket, Bar 13"		
J2591	Socket, Clip 3/8" DR		

3/8" DRIVE 13 PIECE SOCKET SET - 6 POINT

Product #: J52126



- ▶ 6 Point Standard: 1/4, 5/16, 3/8, 7/16, 1/2, 9/16, 5/8, 11/16, 3/4, 13/16, 7/8, 15/16, 1 Inch
- ▶ Accessories: 13 Inch Socket Bar with 13 Socket Clips.
- ▶ Weight (lbs): 2.10



Contents	Description	ASME Spec.
J5208H	Socket, 3/8" DR 1/4" 6 PT	ASME B107.1
J5210H	Socket, 3/8" DR 5/16" 6 PT	ASME B107.1
J5212H	Socket, 3/8" DR 3/8" 6 PT	ASME B107.1
J5214H	Socket, 3/8" DR 7/16" 6 PT	ASME B107.1
J5216H	Socket, 3/8" DR 1/2" 6 PT	ASME B107.1
J5218H	Socket, 3/8" DR 9/16" 6 PT	ASME B107.1
J5220H	Socket, 3/8" DR 5/8" 6 PT	ASME B107.1
J5222H	Socket, 3/8" DR 11/16" 6 PT	ASME B107.1
J5224H	Socket, 3/8" DR 3/4" 6 PT	ASME B107.1
J5226H	Socket, 3/8" DR 13/16" 6 PT	ASME B107.1
J5228H	Socket, 3/8" DR 7/8" 6 PT	ASME B107.1
J5230H	Socket, 3/8" DR 15/16" 6 PT	ASME B107.1
J5232H	Socket, 3/8" DR 1" 6 PT	ASME B107.1
J2586	Socket, Bar 13"	
J2591	Socket, Clip 3/8" DR	



3/8" DRIVE 13 PIECE DEEP SOCKET SET - 6 POINT

Product #: J52114

- ▶ 6 Point Deep: 1/4, 5/16, 3/8, 7/16, 1/2, 9/16, 5/8, 11/16, 3/4, 13/16, 7/8, 15/16, 1 Inch.
- ▶ Accessories: 13 Inch Socket Bar with 13 Socket Clips.
- ▶ Weight (lbs): 3.73



Contents	Description	ASME Spec.
J5008H	Socket, 3/8" DR 1/4" 6 PT Deep	ASME B107.1
J5010H	Socket, 3/8" DR 5/16" 6 PT Deep	ASME B107.1
J5012H	Socket, 3/8" DR 3/8" 6 PT Deep	ASME B107.1
J5014H	Socket, 3/8" DR 7/16" 6 PT Deep	ASME B107.1
J5016H	Socket, 3/8" DR 1/2" 6 PT Deep	ASME B107.1
J5018H	Socket, 3/8" DR 9/16" 6 PT Deep	ASME B107.1
J5020H	Socket, 3/8" DR 5/8" 6 PT Deep	ASME B107.1
J5022H	Socket, 3/8" DR 11/16" 6 PT Deep	ASME B107.1
J5024H	Socket, 3/8" DR 3/4" 6 PT Deep	ASME B107.1
J5026H	Socket, 3/8" DR 13/16" 6 PT Deep	ASME B107.1
J5028H	Socket, 3/8" DR 7/8" 6 PT Deep	ASME B107.1
J5030H	Socket, 3/8" DR 15/16" 6 PT Deep	ASME B107.1
J5032H	Socket, 3/8" DR 1" 6 PT Deep	ASME B107.1
J2586	Socket, Bar 13"	
J2591	Socket, Clip 3/8" DR	

3/8" DRIVE 13 PIECE DEEP SOCKET SET - 12 POINT

Product #: J52112

- ▶ 12 Point Deep: 1/4, 5/16, 3/8, 7/16, 1/2, 9/16, 5/8, 11/16, 3/4, 13/16, 7/8, 15/16, 1 Inch.
- ▶ Accessories: 13 Inch Socket Bar with 13 Socket Clips.
- ▶ Weight (lbs): 3.64



Contents	Description	ASME Spec.	AS Spec.
J5008	Socket, 3/8" DR 1/4" 12 PT Deep	ASME B107.1	AS954E S3.8.1
J5010	Socket, 3/8" DR 5/16" 12 PT Deep	ASME B107.1	AS954E S3.8.1
J5012	Socket, 3/8" DR 3/8" 12 PT Deep	ASME B107.1	AS954E S3.8.1
J5014	Socket, 3/8" DR 7/16" 12 PT Deep	ASME B107.1	AS954E S3.8.1
J5016	Socket, 3/8" DR 1/2" 12 PT Deep	ASME B107.1	AS954E S3.8.1
J5018	Socket, 3/8" DR 9/16" 12 PT Deep	ASME B107.1	AS954E S3.8.1
J5020	Socket, 3/8" DR 5/8" 12 PT Deep	ASME B107.1	AS954E S3.8.1
J5022	Socket, 3/8" DR 11/16" 12 PT Deep	ASME B107.1	AS954E S3.8.1
J5024	Socket, 3/8" DR 3/4" 12 PT Deep	ASME B107.1	AS954E S3.8.1
J5026	Socket, 3/8" DR 13/16" 12 PT Deep	ASME B107.1	AS954E S3.8.1
J5028	Socket, 3/8" DR 7/8" 12 PT Deep	ASME B107.1	AS954E S3.8.1
J5030	Socket, 3/8" DR 15/16" 12 PT Deep	ASME B107.1	AS954E S3.8.1
J5032	Socket, 3/8" DR 1" 12 PT Deep	ASME B107.1	AS954E S3.8.1
J2586	Socket, Bar 13"		
J2591	Socket, Clip 3/8" DR		



3/8" DRIVE 12 PIECE METRIC SOCKET SET - 6 POINT

METRIC

Product #: J52212

- ▶ 6 Point Standard: 8, 9, 10, 11, 12, 13, 14, 15, 16, 17, 18, 19 mm.
- ▶ Accessories: 13 Inch Socket Bar with 12 Socket Clips.
- ▶ Weight (lbs): 1.35



Contents	Description	ASME Spec.
J5208MH	Socket, 3/8" DR 8 mm 6 PT	ASME B107.5M
J5209MH	Socket, 3/8" DR 9 mm 6 PT	ASME B107.5M
J5210MH	Socket, 3/8" DR 10 mm 6 PT	ASME B107.5M
J5211MH	Socket, 3/8" DR 11 mm 6 PT	ASME B107.5M
J5212MH	Socket, 3/8" DR 12 mm 6 PT	ASME B107.5M
J5213MH	Socket, 3/8" DR 13 mm 6 PT	ASME B107.5M
J5214MH	Socket, 3/8" DR 14 mm 6 PT	ASME B107.5M
J5215MH	Socket, 3/8" DR 15 mm 6 PT	ASME B107.5M
J5216MH	Socket, 3/8" DR 16 mm 6 PT	ASME B107.5M
J5217MH	Socket, 3/8" DR 17 mm 6 PT	ASME B107.5M
J5218MH	Socket, 3/8" DR 18 mm 6 PT	ASME B107.5M
J5219MH	Socket, 3/8" DR 19 mm 6 PT	ASME B107.5M
J2586	Socket, Bar 13"	
J2591	Socket, Clip 3/8" DR	

3/8" DRIVE 12 PIECE METRIC SOCKET SET - 12 POINT

METRIC

Product #: J52216

- ▶ 12 Point Standard: 8, 9, 10, 11, 12, 13, 14, 15, 16, 17, 18, 19 mm.
- ▶ Accessories: 13 Inch Socket Bar with 12 Socket Clips.
- ▶ Weight (lbs): 1.32



Contents	Description	ASME Spec.	AS Spec.
J5208M	Socket, 3/8" DR 8 mm 12 PT	ASME B107.5M	AS954E S3.8.1
J5209M	Socket, 3/8" DR 9 mm 12 PT	ASME B107.5M	AS954E S3.8.1
J5210M	Socket, 3/8" DR 10 mm 12 PT	ASME B107.5M	AS954E S3.8.1
J5211M	Socket, 3/8" DR 11 mm 12 PT	ASME B107.5M	AS954E S3.8.1
J5212M	Socket, 3/8" DR 12 mm 12 PT	ASME B107.5M	AS954E S3.8.1
J5213M	Socket, 3/8" DR 13 mm 12 PT	ASME B107.5M	AS954E S3.8.1
J5214M	Socket, 3/8" DR 14 mm 12 PT	ASME B107.5M	AS954E S3.8.1
J5215M	Socket, 3/8" DR 15 mm 12 PT	ASME B107.5M	AS954E S3.8.1
J5216M	Socket, 3/8" DR 16 mm 12 PT	ASME B107.5M	AS954E S3.8.1
J5217M	Socket, 3/8" DR 17 mm 12 PT	ASME B107.5M	AS954E S3.8.1
J5218M	Socket, 3/8" DR 18 mm 12 PT	ASME B107.5M	AS954E S3.8.1
J5219M	Socket, 3/8" DR 19 mm 12 PT	ASME B107.5M	AS954E S3.8.1
J2586	Socket, Bar 13"		
J2591	Socket, Clip 3/8" DR		





3/8" DRIVE 12 PIECE METRIC DEEP SOCKET SET - 12 POINT

METRIC

Product #: J52209

- › 12 Point Deep: 8, 9, 10, 11, 12, 13, 14, 15, 16, 17, 18, 19 mm.
- › Accessories: 13 Inch Socket Bar with 12 Socket Clips.
- › Weight (lbs): 2.52



Contents	Description	ASME Spec.	AS Spec.
J5008M	Socket, 3/8" DR 8 mm 12 PT Deep	ASME B107.5M	AS954E S3.8.1
J5009M	Socket, 3/8" DR 9 mm 12 PT Deep	ASME B107.5M	AS954E S3.8.1
J5010M	Socket, 3/8" DR 10 mm 12 PT Deep	ASME B107.5M	AS954E S3.8.1
J5011M	Socket, 3/8" DR 11 mm 12 PT Deep	ASME B107.5M	AS954E S3.8.1
J5012M	Socket, 3/8" DR 12 mm 12 PT Deep	ASME B107.5M	AS954E S3.8.1
J5013M	Socket, 3/8" DR 13 mm 12 PT Deep	ASME B107.5M	AS954E S3.8.1
J5014M	Socket, 3/8" DR 14 mm 12 PT Deep	ASME B107.5M	AS954E S3.8.1
J5015M	Socket, 3/8" DR 15 mm 12 PT Deep	ASME B107.5M	AS954E S3.8.1
J5016M	Socket, 3/8" DR 16 mm 12 PT Deep	ASME B107.5M	AS954E S3.8.1
J5017M	Socket, 3/8" DR 17 mm 12 PT Deep	ASME B107.5M	AS954E S3.8.1
J5018M	Socket, 3/8" DR 18 mm 12 PT Deep	ASME B107.5M	AS954E S3.8.1
J5019M	Socket, 3/8" DR 19 mm 12 PT Deep	ASME B107.5M	AS954E S3.8.1
J2586	Socket, Bar 13"		
J2591	Socket, Clip 3/8" DR		

3/8" DRIVE 12 PIECE METRIC DEEP SOCKET SET - 6 POINT

METRIC

Product #: J52205

- › 6 Point Deep: 8, 9, 10, 11, 12, 13, 14, 15, 16, 17, 18, 19 mm.
- › Accessories: 13 Inch Socket Bar with 12 Socket Clips.
- › Weight (lbs): 2.62



Contents	Description	ASME Spec.
J5008MH	Socket, 3/8" DR 8 mm 6 PT Deep	ASME B107.5M
J5009MH	Socket, 3/8" DR 9 mm 6 PT Deep	ASME B107.5M
J5010MH	Socket, 3/8" DR 10 mm 6 PT Deep	ASME B107.5M
J5011MH	Socket, 3/8" DR 11 mm 6 PT Deep	ASME B107.5M
J5012MH	Socket, 3/8" DR 12 mm 6 PT Deep	ASME B107.5M
J5013MH	Socket, 3/8" DR 13 mm 6 PT Deep	ASME B107.5M
J5014MH	Socket, 3/8" DR 14 mm 6 PT Deep	ASME B107.5M
J5015MH	Socket, 3/8" DR 15 mm 6 PT Deep	ASME B107.5M
J5016MH	Socket, 3/8" DR 16 mm 6 PT Deep	ASME B107.5M
J5017MH	Socket, 3/8" DR 17 mm 6 PT Deep	ASME B107.5M
J5018MH	Socket, 3/8" DR 18 mm 6 PT Deep	ASME B107.5M
J5019MH	Socket, 3/8" DR 19 mm 6 PT Deep	ASME B107.5M
J2586	Socket, Bar 13"	
J2591	Socket, Clip 3/8" DR	





3/8" DRIVE 10 PIECE SOCKET SET - 6 POINT

Product #: J52122

- ▶ 6 Point Standard: 5/16, 3/8, 7/16, 1/2, 9/16, 5/8, 11/16, 3/4, 13/16, 7/8 Inch.
- ▶ Accessories: 9 Inch Socket Bar, 10 Socket Clips.
- ▶ Weight (lbs): 1.34



Contents	Description	ASME Spec.
J5210H	Socket, 3/8" DR 5/16" 6 PT	ASME B107.1
J5212H	Socket, 3/8" DR 3/8" 6 PT	ASME B107.1
J5214H	Socket, 3/8" DR 7/16" 6 PT	ASME B107.1
J5216H	Socket, 3/8" DR 1/2" 6 PT	ASME B107.1
J5218H	Socket, 3/8" DR 9/16" 6 PT	ASME B107.1
J5220H	Socket, 3/8" DR 5/8" 6 PT	ASME B107.1
J5222H	Socket, 3/8" DR 11/16" 6 PT	ASME B107.1
J5224H	Socket, 3/8" DR 3/4" 6 PT	ASME B107.1
J5226H	Socket, 3/8" DR 13/16" 6 PT	ASME B107.1
J5228H	Socket, 3/8" DR 7/8" 6 PT	ASME B107.1
J2585	Socket, Bar 9"	
J2591	Socket, Clip 3/8" DR	

3/8" DRIVE 10 PIECE SOCKET SET - 12 POINT

Product #: J52118

- ▶ 12 Point Standard: 5/16, 3/8, 7/16, 1/2, 9/16, 5/8, 11/16, 3/4, 13/16, 7/8 Inch.
- ▶ Accessories: 9 Inch Socket Bar, 10 Socket Clips.
- ▶ Weight (lbs): 1.30



Contents	Description	ASME Spec.	AS Spec.
J5210	Socket, 3/8" DR 5/16" 12 PT	ASME B107.1	AS954E S3.8.1
J5212	Socket, 3/8" DR 3/8" 12 PT	ASME B107.1	AS954E S3.8.1
J5214	Socket, 3/8" DR 7/16" 12 PT	ASME B107.1	AS954E S3.8.1
J5216	Socket, 3/8" DR 1/2" 12 PT	ASME B107.1	AS954E S3.8.1
J5218	Socket, 3/8" DR 9/16" 12 PT	ASME B107.1	AS954E S3.8.1
J5220	Socket, 3/8" DR 5/8" 12 PT	ASME B107.1	AS954E S3.8.1
J5222	Socket, 3/8" DR 11/16" 12 PT	ASME B107.1	AS954E S3.8.1
J5224	Socket, 3/8" DR 3/4" 12 PT	ASME B107.1	AS954E S3.8.1
J5226	Socket, 3/8" DR 13/16" 12 PT	ASME B107.1	AS954E S3.8.1
J5228	Socket, 3/8" DR 7/8" 12 PT	ASME B107.1	AS954E S3.8.1
J2585	Socket, Bar 9"		
J2591	Socket, Clip 3/8" DR		



3/8" DRIVE 10 PIECE DEEP SOCKET SET - 6 POINT

Product #: J52111

- › 6 Point Deep: 5/16, 3/8, 7/16, 1/2, 9/16, 5/8, 11/16, 3/4, 13/16, 7/8 Inch.
- › Accessories: 9 Inch Socket Bar with 10 Socket Clips.
- › Weight (lbs): 2.51



Contents	Description	ASME Spec.
J5010H	Socket, 3/8" DR 5/16" 6 PT Deep	ASME B107.1
J5012H	Socket, 3/8" DR 3/8" 6 PT Deep	ASME B107.1
J5014H	Socket, 3/8" DR 7/16" 6 PT Deep	ASME B107.1
J5016H	Socket, 3/8" DR 1/2" 6 PT Deep	ASME B107.1
J5018H	Socket, 3/8" DR 9/16" 6 PT Deep	ASME B107.1
J5020H	Socket, 3/8" DR 5/8" 6 PT Deep	ASME B107.1
J5022H	Socket, 3/8" DR 11/16" 6 PT Deep	ASME B107.1
J5024H	Socket, 3/8" DR 3/4" 6 PT Deep	ASME B107.1
J5026H	Socket, 3/8" DR 13/16" 6 PT Deep	ASME B107.1
J5028H	Socket, 3/8" DR 7/8" 6 PT Deep	ASME B107.1
J2585	Socket, Bar 9"	
J2591	Socket, Clip 3/8" DR	

3/8" DRIVE 10 PIECE DEEP SOCKET SET - 12 POINT

Product #: J52107

- › 12 Point Deep: 5/16, 3/8, 7/16, 1/2, 9/16, 5/8, 11/16, 3/4, 13/16, 7/8 Inch.
- › Accessories: 9 Inch Socket Bar with 10 Socket Clips.
- › Weight (lbs): 2.43



Contents	Description	ASME Spec.	AS Spec.
J5010	Socket, 3/8" DR 5/16" 12 PT Deep	ASME B107.1	AS954E S3.8.1
J5012	Socket, 3/8" DR 3/8" 12 PT Deep	ASME B107.1	AS954E S3.8.1
J5014	Socket, 3/8" DR 7/16" 12 PT Deep	ASME B107.1	AS954E S3.8.1
J5016	Socket, 3/8" DR 1/2" 12 PT Deep	ASME B107.1	AS954E S3.8.1
J5018	Socket, 3/8" DR 9/16" 12 PT Deep	ASME B107.1	AS954E S3.8.1
J5020	Socket, 3/8" DR 5/8" 12 PT Deep	ASME B107.1	AS954E S3.8.1
J5022	Socket, 3/8" DR 11/16" 12 PT Deep	ASME B107.1	AS954E S3.8.1
J5024	Socket, 3/8" DR 3/4" 12 PT Deep	ASME B107.1	AS954E S3.8.1
J5026	Socket, 3/8" DR 13/16" 12 PT Deep	ASME B107.1	AS954E S3.8.1
J5028	Socket, 3/8" DR 7/8" 12 PT Deep	ASME B107.1	AS954E S3.8.1
J2585	Socket, Bar 9"		
J2591	Socket, Clip 3/8" DR		





3/8" DRIVE 10 PIECE SUPER SHORT SOCKET SET - 6 POINT

Product #: J52123



Contents	Description
J5206HS	Socket, 3/8" DR 3/16" 6 PT Super Short
J5208HS	Socket, 3/8" DR 1/4" 6 PT Super Short
J5210HS	Socket, 3/8" DR 5/16" 6 PT Super Short
J5212HS	Socket, 3/8" DR 3/8" 6 PT Super Short
J5214HS	Socket, 3/8" DR 7/16" 6 PT Super Short
J5216HS	Socket, 3/8" DR 1/2" 6 PT Super Short
J5218HS	Socket, 3/8" DR 9/16" 6 PT Super Short
J5220HS	Socket, 3/8" DR 5/8" 6 PT Super Short
J5222HS	Socket, 3/8" DR 11/16" 6 PT Super Short
J5224HS	Socket, 3/8" DR 3/4" 6 PT Super Short
J2585	Socket, Bar 9"
J2591	Socket, Clip 3/8" DR

- ▶ 6 Point Super Short: 3/16, 1/4, 5/16, 3/8, 7/16, 1/2, 9/16, 5/8, 11/16, 3/4 Inch.
- ▶ Accessories: 9 Inch Socket Bar with 10 Socket Clips.
- ▶ Weight (lbs): 0.82

3/8" DRIVE 13 PIECE BLACK OXIDE SOCKET SET - 12 POINT

Product #: J52304



- ▶ 12 Point: 1/4, 5/16, 3/8, 7/16, 1/2, 9/16, 5/8, 11/16, 3/4, 13/16, 7/8, 15/16, 1 Inch.
- ▶ Weight (lbs): 1.93

Contents	Description	ASME Spec.	AS Spec.
J5208B	Socket, 3/8" DR 1/4" 12 PT Black Oxide	ASME B107.1	AS954E S3.8.1
J5210B	Socket, 3/8" DR 5/16" 12 PT Black Oxide	ASME B107.1	AS954E S3.8.1
J5212B	Socket, 3/8" DR 3/8" 12 PT Black Oxide	ASME B107.1	AS954E S3.8.1
J5214B	Socket, 3/8" DR 7/16" 12 PT Black Oxide	ASME B107.1	AS954E S3.8.1
J5216B	Socket, 3/8" DR 1/2" 12 PT Black Oxide	ASME B107.1	AS954E S3.8.1
J5218B	Socket, 3/8" DR 9/16" 12 PT Black Oxide	ASME B107.1	AS954E S3.8.1
J5220B	Socket, 3/8" DR 5/8" 12 PT Black Oxide	ASME B107.1	AS954E S3.8.1
J5222B	Socket, 3/8" DR 11/16" 12 PT Black Oxide	ASME B107.1	AS954E S3.8.1
J5224B	Socket, 3/8" DR 3/4" 12 PT Black Oxide	ASME B107.1	AS954E S3.8.1
J5226B	Socket, 3/8" DR 13/16" 12 PT Black Oxide	ASME B107.1	AS954E S3.8.1
J5228B	Socket, 3/8" DR 7/8" 12 PT Black Oxide	ASME B107.1	AS954E S3.8.1
J5230B	Socket, 3/8" DR 15/16" 12 PT Black Oxide	ASME B107.1	AS954E S3.8.1
J5232B	Socket, 3/8" DR 1" 12 PT Black Oxide	ASME B107.1	AS954E S3.8.1
J2586	Socket, Bar 13"		
J2591	Socket, Clip 3/8" DR		



3/8" DRIVE 10 PIECE METRIC UNIVERSAL SOCKET SET - 6 POINT

METRIC

Product #: J52201

- › 6 Point Universal: 10, 11, 12, 13, 14, 15, 16, 17, 18, 19 mm.
- › Accessories: 9 Inch Socket Bar with 10 Socket Clips.
- › Weight (lbs): 1.36



Contents	Description	ASME Spec.
J5273HAM	Socket, 3/8" DR Universal 10 mm 6 PT	ASME B107.5M
J5274HAM	Socket, 3/8" DR Universal 11 mm 6 PT	ASME B107.5M
J5275HAM	Socket, 3/8" DR Universal 12 mm 6 PT	ASME B107.5M
J5276HAM	Socket, 3/8" DR Universal 13 mm 6 PT	ASME B107.5M
J5277HAM	Socket, 3/8" DR Universal 14 mm 6 PT	ASME B107.5M
J5278HAM	Socket, 3/8" DR Universal 15 mm 6 PT	ASME B107.5M
J5279HAM	Socket, 3/8" DR Universal 16 mm 6 PT	ASME B107.5M
J5280HAM	Socket, 3/8" DR Universal 17 mm 6 PT	ASME B107.5M
J5281HAM	Socket, 3/8" DR Universal 18 mm 6 PT	ASME B107.5M
J5282HAM	Socket, 3/8" DR Universal 19 mm 6 PT	ASME B107.5M
J2585	Socket, Bar 9"	
J2591	Socket, Clip 3/8" DR	

3/8" DRIVE 7 PIECE UNIVERSAL SOCKET SET - 12 POINT

Product #: J52102

- › 12 Point Universal 3/8, 7/16, 1/2, 9/16, 5/8, 11/16, 3/4 Inch.
- › Accessories: 6-1/4 Inch Socket Bar with 7 Socket Clips.
- › Weight (lbs): 0.94



Contents	Description	ASME Spec.	AS Spec.
J5273A	Socket, 3/8" DR Universal 3/8" 12 PT	ASME B107.1	AS954E S3.8.1
J5274A	Socket, 3/8" DR Universal 7/16" 12 PT	ASME B107.1	AS954E S3.8.1
J5275A	Socket, 3/8" DR Universal 1/2" 12 PT	ASME B107.1	AS954E S3.8.1
J5276A	Socket, 3/8" DR Universal 9/16" 12 PT	ASME B107.1	AS954E S3.8.1
J5277A	Socket, 3/8" DR Universal 5/8" 12 PT	ASME B107.1	AS954E S3.8.1
J5278A	Socket, 3/8" DR Universal 11/16" 12 PT	ASME B107.1	AS954E S3.8.1
J5279A	Socket, 3/8" DR Universal 3/4" 12 PT	ASME B107.1	AS954E S3.8.1
J2584	Socket, Bar 6-1/4"		
J2591	Socket, Clip 3/8" DR		

3/8" DRIVE 7 PIECE METRIC UNIVERSAL SOCKET SET - 12 POINT

METRIC

Product #: J52200

- › 12 Point Standard: 9, 10, 11, 12, 13, 14, 15 mm.
- › Accessories: 6-1/4 Inch Socket Bar, 7 Socket Clips.
- › Weight (lbs): 0.92



Contents	Description	ASME Spec.
J5272AM	Socket, 3/8" DR Universal 9 mm 12 PT	ASME B107.5M
J5273AM	Socket, 3/8" DR Universal 10 mm 12 PT	ASME B107.5M
J5274AM	Socket, 3/8" DR Universal 11 mm 12 PT	ASME B107.5M
J5275AM	Socket, 3/8" DR Universal 12 mm 12 PT	ASME B107.5M
J5276AM	Socket, 3/8" DR Universal 13 mm 12 PT	ASME B107.5M
J5277AM	Socket, 3/8" DR Universal 14 mm 12 PT	ASME B107.5M
J5278AM	Socket, 3/8" DR Universal 15 mm 12 PT	ASME B107.5M
J2584	Socket, Bar 6-1/4"	
J2591	Socket, Clip 3/8" DR	



3/8" DRIVE 7 PIECE UNIVERSAL SOCKET SET - 6 POINT

Product #: J52100

- › 6 Point Standard: 3/8, 7/16, 1/2, 9/16, 5/8, 11/16, 3/4 Inch.
- › Accessories: 6-1/4 Inch Socket Bar with 7 Socket Clips.
- › Weight (lbs): 0.97



Contents	Description	ASME Spec.
J5273HA	Socket, 3/8" DR Universal 3/8" 6 PT	ASME B107.1
J5274HA	Socket, 3/8" DR Universal 7/16" 6 PT	ASME B107.1
J5275HA	Socket, 3/8" DR Universal 1/2" 6 PT	ASME B107.1
J5276HA	Socket, 3/8" DR Universal 9/16" 6 PT	ASME B107.1
J5277HA	Socket, 3/8" DR Universal 5/8" 6 PT	ASME B107.1
J5278HA	Socket, 3/8" DR Universal 11/16" 6 PT	ASME B107.1
J5279HA	Socket, 3/8" DR Universal 3/4" 6 PT	ASME B107.1
J2584	Socket, Bar 6-1/4"	
J2591	Socket, Clip 3/8" DR	

3/8" & 1/2" DRIVE 10 PIECE HEX BIT SET

Product #: J4900A

Contents	Description
J49901/8	Socket, Hex Bit 3/8" DR 1/8"
J49905/32	Socket, Hex Bit 3/8" DR 5/32"
J49903/16	Socket, Hex Bit 3/8" DR 3/16"
J49907/32	Socket, Hex Bit 3/8" DR 7/32"
J49901/4	Socket, Hex Bit 3/8" DR 1/4"
J49905/16	Socket, Hex Bit 3/8" DR 5/16"
J49903/8	Socket, Hex Bit 3/8" DR 3/8"
J54411/2	Socket, Hex Bit 1/2" DR 1/2"
J54419/16	Socket, Hex Bit 1/2" DR 9/16"
J54415/8	Socket, Hex Bit 1/2" DR 5/8"
J4968PB	Blow-Molded Case



- › 3/8 Inch Drive: 1/8, 5/32, 3/16, 7/32, 1/4, 5/16, 3/8 Inch.
- › 1/2 Inch Drive: 1/2, 9/16, 5/8 Inch.
- › Blow-Molded Case.
- › Weight (lbs): 3.15

3/8" & 1/2" DRIVE 10 PIECE METRIC HEX BIT SET

Product #: J4900MA

Contents	Description
J4990-4M	Socket, Hex Bit 3/8" DR 4 mm
J4990-5M	Socket, Hex Bit 3/8" DR 5 mm
J4990-6M	Socket, Hex Bit 3/8" DR 6 mm
J4990-7M	Socket, Hex Bit 3/8" DR 7 mm
J4990-8M	Socket, Hex Bit 3/8" DR 8 mm
J4990-9M	Socket, Hex Bit 3/8" DR 9 mm
J4990-10M	Socket, Hex Bit 3/8" DR 10 mm
J5441-12M	Socket, Hex Bit 1/2" DR 12 mm
J5441-14M	Socket, Hex Bit 1/2" DR 14 mm
J5441-17M	Socket, Hex Bit 3/8" DR 17 mm
J4968PB	Blow-Molded Case

METRIC



- › 3/8 Inch Drive: 4, 5, 6, 7, 8, 9, 10.
- › 1/2 Inch Drive: 12, 14, 17 mm.
- › Blow-Molded Case.
- › Weight (lbs): 3.11



3/8" & 1/2" DRIVE 10 PIECE HEX BIT SET

Product #: J4900AC



Contents	Description
J49901/8	Socket, Hex Bit 3/8" DR 1/8"
J49905/32	Socket, Hex Bit 3/8" DR 5/32"
J49903/16	Socket, Hex Bit 3/8" DR 3/16"
J49907/32	Socket, Hex Bit 3/8" DR 7/32"
J49901/4	Socket, Hex Bit 3/8" DR 1/4"
J49905/16	Socket, Hex Bit 3/8" DR 5/16"
J49903/8	Socket, Hex Bit 3/8" DR 3/8"
J54411/2	Socket, Hex Bit 1/2" DR 1/2"
J54419/16	Socket, Hex Bit 1/2" DR 9/16"
J54415/8	Socket, Hex Bit 1/2" DR 5/8"
J2585	Socket, Bar 9"
J2591	Socket, Clip 3/8" DR
J2592	Socket, Clip



- ▶ 3/8 Inch Drive: 1/8, 5/32, 3/16, 7/32, 1/4, 5/16, 3/8 Inch.
- ▶ 1/2 Inch Drive: 1/2, 9/16, 5/8 Inch.
- ▶ Accessories 9 Inch Socket Bar with 10 Socket Clips.
- ▶ Weight (lbs): 2.91

3/8" DRIVE 7 PIECE HEX BIT SET

Product #: J4900-7C



Contents	Description
J49901/8	Socket, Hex Bit 3/8" DR 1/8"
J49905/32	Socket, Hex Bit 3/8" DR 5/32"
J49903/16	Socket, Hex Bit 3/8" DR 3/16"
J49907/32	Socket, Hex Bit 3/8" DR 7/32"
J49901/4	Socket, Hex Bit 3/8" DR 1/4"
J49905/16	Socket, Hex Bit 3/8" DR 5/16"
J49903/8	Socket, Hex Bit 3/8" DR 3/8"
J2584	Socket, Bar 6-1/4"
J2591	Socket, Clip 3/8" DR



- ▶ 1/8, 5/32, 3/16, 7/32, 1/4, 5/16, 3/8 Inch.
- ▶ Accessories: 6-1/4 Inch Socket Bar with 7 Socket Clips.
- ▶ Weight (lbs): 0.99

3/8" DRIVE 7 PIECE BALL STYLE EXTRA-LONG HEX BIT SET

Product #: J4900BD



Contents	Description
J4904BD	Socket, 3/8" DR 1/8" Ball Style Hex Bit
J4905BD	Socket, 3/8" DR 5/32" Ball Style Hex Bit
J4906BD	Socket, 3/8" DR 3/16" Ball Style Hex Bit
J4907BD	Socket, 3/8" DR 7/32" Ball Style Hex Bit
J4908BD	Socket, 3/8" DR 1/4" Ball Style Hex Bit
J4910BD	Socket, 3/8" DR 5/16" Ball Style Hex Bit
J4912BD	Socket, 3/8" DR 3/8" Ball Style Hex Bit
J2584	Socket, Bar 6-1/4"
J2591	Socket, Clip 3/8" DR



- ▶ 1/8, 5/32, 3/16, 7/32, 1/4, 3/8 Inch.
- ▶ Accessories: 6-1/4 Inch Socket Bar and 7 Socket Clips.
- ▶ Weight (lbs): 1.46



3/8" DRIVE 7 PIECE EXTRA-LONG HEX BIT SET

Product #: J4990-7XL

Contents	Description
J49901/8XL	Socket, 3/8" DR 1/8" Hex Bit Extra-Long
J49905/32XL	Socket, 3/8" DR 5/32" Hex Bit Extra-Long
J49903/16XL	Socket, 3/8" DR 3/16" Hex Bit Extra-Long
J49907/32XL	Socket, 3/8" DR 7/32" Hex Bit Extra-Long
J49901/4XL	Socket, 3/8" DR 1/4" Hex Bit Extra-Long
J49905/16XL	Socket, 3/8" DR 5/16" Hex Bit Extra-Long
J49903/8XL	Socket, 3/8" DR 3/8" Hex Bit Extra-Long
J2584	Socket, Bar 6-1/4"
J2591	Socket, Clip 3/8" DR



- › 1/8, 5/32, 3/16, 7/32, 1/4, 5/16, 3/8 Inch.
- › Accessories: 6-1/4 Inch Socket Bar with 7 Socket Clips.
- › Weight (lbs): 1.21

3/8" DRIVE 7 PIECE SHORT HEX BIT SET

Product #: J4990-7ST

Contents	Description
J49901/8ST	Socket, 3/8" DR 1/8" Hex Bit Short
J49905/32ST	Socket, 3/8" DR 5/32" Hex Bit Short
J49903/16ST	Socket, 3/8" DR 3/16" Hex Bit Short
J49907/32ST	Socket, 3/8" DR 7/32" Hex Bit Short
J49901/4ST	Socket, 3/8" DR 1/4" Hex Bit Short
J49905/16ST	Socket, 3/8" DR 5/16" Hex Bit Short
J49903/8ST	Socket, 3/8" DR 3/8" Hex Bit Short
J2584	Socket, Bar 6-1/4"
J2591	Socket, Clip 3/8" DR



- › 1/4, 1/8, 3/16, 3/8, 5/16, 5/32, 7/32 Inch.
- › Accessories: 6-1/4 Inch Socket Bar, 7 Socket Clips.
- › Weight (lbs): 0.84

3/8" DRIVE 7 PIECE METRIC SHORT HEX BIT SET

Product #: J4990-MST

Contents	Description
J4990-4MST	Socket, Hex Bit 3/8" DR 4 mm Short
J4990-5MST	Socket, Hex Bit 3/8" DR 5 mm Short
J4990-6MST	Socket, Hex Bit 3/8" DR 6 mm Short
J4990-7MST	Socket, Hex Bit 3/8" DR 7 mm Short
J4990-8MST	Socket, Hex Bit 3/8" DR 8 mm Short
J4990-9MST	Socket, Hex Bit 3/8" DR 9 mm Short
J4990-10MST	Socket, Hex Bit 3/8" DR 10 mm Short
J2584	Socket, Bar 6-1/4"
J2591	Socket, Clip 3/8" DR



- › 4, 5, 6, 7, 8, 9, 10 mm.
- › Accessories: 6-1/4 Inch Socket Bar, 7 Socket Clips.
- › Weight (lbs): 0.83

3/8" DRIVE 7 PIECE METRIC HEX BIT SET

Product #: J4990-SMA

Contents	Description
J4990-4M	Socket, Hex Bit 3/8" DR 4 mm
J4990-5M	Socket, Hex Bit 3/8" DR 5 mm
J4990-6M	Socket, Hex Bit 3/8" DR 6 mm
J4990-7M	Socket, Hex Bit 3/8" DR 7 mm
J4990-8M	Socket, Hex Bit 3/8" DR 8 mm
J4990-9M	Socket, Hex Bit 3/8" DR 9 mm
J4990-10M	Socket, Hex Bit 3/8" DR 10 mm
J2584	Socket, Bar 6-1/4"
J2591	Socket, Clip 3/8" DR



- › 4, 5, 6, 7, 8, 9, 10 mm.
- › Accessories: 6-1/4 Inch Socket Bar with 7 Socket Clips.
- › Weight (lbs): 1.04

3/8" DRIVE 6 PIECE METRIC EXTRA-LONG HEX BIT SET

Product #: J4990-SMXL

Contents	Description
J4990-4MXL	Socket, Hex Bit 3/8" DR 4 mm X-Long
J4990-5MXL	Socket, Hex Bit 3/8" DR 5 mm X-Long
J4990-6MXL	Socket, Hex Bit 3/8" DR 6 mm X-Long
J4990-7MXL	Socket, Hex Bit 3/8" DR 7 mm X-Long
J4990-8MXL	Socket, Hex Bit 3/8" DR 8 mm X-Long
J4990-10MXL	Socket, Hex Bit 3/8" DR 10 mm X-Long
J2584	Socket, Bar 6-1/4"
J2591	Socket, Clip 3/8" DR



- ▶ 4, 5, 6, 7, 8, 10 mm
- ▶ Accessories: 6-1/4 Inch Socket Bar with 6 Socket Clips.
- ▶ Weight (lbs): 1.23



1/4" & 3/8" DRIVE 11 PIECE TORX® BIT SET

Product #: J5239P

Contents	Description
J60508	Bit, Insert T10 Torx® 1/4" Hex
J60510	Bit, Insert T15 Torx® 1/4" Hex
J60512	Bit, Insert T20 Torx® 1/4" Hex
J60514	Bit, Insert T25 Torx® 1/4" Hex
J60516	Bit, Insert T27 Torx® 1/4" Hex
J60518	Bit, Insert T30 Torx® 1/4" Hex
J60562	Bit, Insert T40 Torx® 1/4" Hex
J60564	Bit, Insert T45 Torx® 1/4" Hex
J60566	Bit, Insert T50 Torx® 1/4" Hex
J6930	Bit, Holder Power 3/8" DR 5/16" Hex
J6931	Bit, Holder Power 3/8" DR 1/4" Hex
J25TR50C	Pouch



- ▶ T10 - T50, 2 Bit Holders, with Pouch.
- ▶ Weight (lbs): 0.36



3/8" DRIVE 6 PIECE TORX® BIT SET

Product #: J5238C

Contents	Description
J5239-15W	Socket, Bit 3/8" DR T15 Torx®
J5239-20W	Socket, Bit 3/8" DR T20 Torx®
J5239-25W	Socket, Bit 3/8" DR T25 Torx®
J5239-27W	Socket, Bit 3/8" DR T27 Torx®
J5239-30W	Socket, Bit 3/8" DR T30 Torx®
J5239-40W	Socket, Bit 3/8" DR T40 Torx®
J2584	Socket, Bar 6-1/4"
J2591	Socket, Clip 3/8" DR



- ▶ T15, T20, T25, T27, T30, T40.
- ▶ Accessories: 6-1/4 Inch Socket Bar with 6 Socket Clips.
- ▶ Weight (lbs): 0.78



3/8" DRIVE 8 PIECE TORX® BIT SET

Product #: J5239C

Contents	Description
J5239-15W	Socket, Bit 3/8" DR T15 Torx®
J5239-20W	Socket, Bit 3/8" DR T20 Torx®
J5239-25W	Socket, Bit 3/8" DR T25 Torx®
J5239-27W	Socket, Bit 3/8" DR T27 Torx®
J5239-30W	Socket, Bit 3/8" DR T30 Torx®
J5239-40W	Socket, Bit 3/8" DR T40 Torx®
J5239-45W	Socket, Bit 3/8" DR T45 Torx®
J5239-50W	Socket, Bit 3/8" DR T50 Torx®
J2585	Socket, Bar 9"
J2591	Socket, Clip 3/8" DR



- ▶ T15, T20, T25, T27, T30, T40, T45, T50.
- ▶ Accessories: 9 Inch Socket Bar with 8 Socket Clips.
- ▶ Weight (lbs): 1.04



9 PIECE 3/8" DRIVE TORQUE ADAPTER SOCKET SET - 12 POINT

Product #: **J5100**



Contents	Description	AS Spec.
J5112	Torque Adapter, 3/8" DR 3/8"	AS954E S3.8.1
J5114	Torque Adapter, 3/8" DR 7/16"	AS954E S3.8.1
J5116	Torque Adapter, 3/8" DR 1/2"	AS954E S3.8.1
J5118	Torque Adapter, 3/8" DR 9/16"	AS954E S3.8.1
J5120	Torque Adapter, 3/8" DR 5/8"	AS954E S3.8.1
J5122	Torque Adapter, 3/8" DR 11/16"	AS954E S3.8.1
J5124	Torque Adapter, 3/8" DR 3/4"	AS954E S3.8.1
J5126	Torque Adapter, 3/8" DR 13/16"	AS954E S3.8.1
J5128	Torque Adapter, 3/8" DR 7/8"	AS954E S3.8.1
J2599	Socket Bar For Torque Adapters	

- ▶ 12 Point Standard with Torque Adapter: 3/8, 7/16, 1/2, 9/16, 5/8, 11/16, 3/4, 13/16, 7/8 Inch.
- ▶ Accessories: Steel Holder.
- ▶ Weight (lbs): 1.32

3/8" DRIVE 6 PIECE ADAPTER SET

Product #: **J52006**




Contents	Description	ASME Spec.
J5255	Adapter, 3/8" F x 1/4" M	ASME B107.500
J5256	Adapter, 1/4" F x 3/8" M	ASME B107.500
J5253	Adapter, 3/8" F x 1/2" M	ASME B107.500
J7651	Socket, Impact 1/2" DR Adapter 1/2" F x 3/8" M	ASME B107.2
J7652	Socket, Impact 1/2" DR Adapter 1/2" F x 3/4" M	ASME B107.2
J7653	Socket, Impact 1/2" DR Adapter 3/4" F x 1/2" M	ASME B107.2
J2584	Socket, Bar 6-1/4"	
J2590	Socket, Clip 1/4" DR	
J2592	Socket, Clip 1/2" DR	

- ▶ Hand Impact: 3/8F x 1/4"M, 1/4F x 3/8"M, 3/8F x 1/2"M.
- ▶ Impact: 1/2F x 3/8"M, 1/2F x 3/4"M, 3/4F x 1/2"M.
- ▶ Accessories: 6-1/4" Socket Bar, 6 Socket Clips, Drive Size 1/4, 3/8, 1/2, and 3/4 Inch, Full Polish/Black Oxide Finish.
- ▶ Weight (lbs): 1.33

3/8" DRIVE 53 PIECE CROWFOOT WRENCH SET

Product #: **J49000CF**



- ▶ Wrenches Included 3/8 Inch Drive: 3/8, 7/16, 1/2, 9/16, 5/8, 11/16, 3/4, 13/16, 7/8, 15/16, 1, 1-1/16, 1-1/8, 1-3/16, 1-1/4, 1-5/16, 1-3/8, 1-7/16, 1-1/2, 1-9/16, 1-5/8, 1-11/16, 1-3/4, 1-13/16, 1-7/8, 1-15/16, 2, 2-1/16, 2-1/8, 2-3/16, 2-1/4, 2-5/16, 2-3/8, 2-7/16, 2-1/2, 2-9/16, 2-5/8, 2-11/16, 2-3/4, 2-13/16, 2-7/8, 2-15/16, 3 Inch.
- ▶ Flare Nut: 5/8, 11/16, 3/4, 13/16, 7/8, 15/16, 1, 1-1/16, 3/8 Inch.
- ▶ Drive Locking Extensions: 3/8" Drive Locking Extensions: 6, 12" L.
- ▶ Full Polish Chrome Finish.
- ▶ Weight (lbs): 26.14

Contents	Description	ASME Spec.
J4912CF	Wrench, Crowfoot Open End 3/8" DR 3/8"	ASME B107.21
J4914CF	Wrench, Crowfoot Open End 3/8" DR 7/16"	ASME B107.21
J4916CF	Wrench, Crowfoot Open End 3/8" DR 1/2"	ASME B107.21
J4918CF	Wrench, Crowfoot Open End 3/8" DR 9/16"	ASME B107.21
J4920CF	Wrench, Crowfoot Open End 3/8" DR 5/8"	ASME B107.21
J4922CF	Wrench, Crowfoot Open End 3/8" DR 11/16"	ASME B107.21
J4924CF	Wrench, Crowfoot Open End 3/8" DR 3/4"	ASME B107.21
J4926CF	Wrench, Crowfoot Open End 3/8" DR 13/16"	ASME B107.21
J4928CF	Wrench, Crowfoot Open End 3/8" DR 7/8"	ASME B107.21
J4930CF	Wrench, Crowfoot Open End 3/8" DR 15/16"	ASME B107.21
J4932CF	Wrench, Crowfoot Open End 3/8" DR 1"	ASME B107.21



Contents	Description	ASME Spec.
J4934CF	Wrench, Crowfoot Open End 3/8" DR 1-1/16"	ASME B107.21
J4936CF	Wrench, Crowfoot Open End 3/8" DR 1-1/8"	ASME B107.21
J4938CF	Wrench, Crowfoot Open End 3/8" DR 1-3/16"	ASME B107.21
J4940CF	Wrench, Crowfoot Open End 3/8" DR 1-1/4"	ASME B107.21
J4942CF	Wrench, Crowfoot Open End 3/8" DR 1-5/16"	ASME B107.21
J4944CF	Wrench, Crowfoot Open End 3/8" DR 1-3/8"	ASME B107.21
J4946CF	Wrench, Crowfoot Open End 3/8" DR 1-7/16"	ASME B107.21
J4948CF	Wrench, Crowfoot Open End 3/8" DR 1-1/2"	ASME B107.21
J4950CF	Wrench, Crowfoot Open End 3/8" DR 1-9/16"	ASME B107.21
J4952CF	Wrench, Crowfoot Open End 3/8" DR 1-5/8"	ASME B107.21
J4954CF	Wrench, Crowfoot Open End 3/8" DR 1-11/16"	ASME B107.21
J4956CF	Wrench, Crowfoot Open End 3/8" DR 1-3/4"	ASME B107.21
J4958CF	Wrench, Crowfoot Open End 3/8" DR 1-13/16"	ASME B107.21
J4960CF	Wrench, Crowfoot Open End 3/8" DR 1-7/8"	ASME B107.21
J4962CF	Wrench, Crowfoot Open End 3/8" DR 1-15/16"	ASME B107.21
J4964CF	Wrench, Crowfoot Open End 3/8" DR 2"	ASME B107.21
J4966CF	Wrench, Crowfoot Open End 3/8" DR 2-1/16"	ASME B107.21
J4968CF	Wrench, Crowfoot Open End 3/8" DR 2-1/8"	ASME B107.21
J4970CF	Wrench, Crowfoot Open End 3/8" DR 2-3/16"	ASME B107.21
J4972CF	Wrench, Crowfoot Open End 3/8" DR 2-1/4"	ASME B107.21
J4974CF	Wrench, Crowfoot Open End 3/8" DR 2-5/16"	ASME B107.21
J4976CF	Wrench, Crowfoot Open End 3/8" DR 2-3/8"	ASME B107.21
J4978CF	Wrench, Crowfoot Open End 3/8" DR 2-7/16"	ASME B107.21
J4980CF	Wrench, Crowfoot Open End 3/8" DR 2-1/2"	ASME B107.21
J4982CF	Wrench, Crowfoot Open End 3/8" DR 2-9/16"	ASME B107.21
J4984CF	Wrench, Crowfoot Open End 3/8" DR 2-5/8"	ASME B107.21
J4986CF	Wrench, Crowfoot Open End 3/8" DR 2-11/16"	ASME B107.21
J4988CF	Wrench, Crowfoot Open End 3/8" DR 2-3/4"	ASME B107.21
J4990CF	Wrench, Crowfoot Open End 3/8" DR 2-13/16"	ASME B107.21
J4992CF	Wrench, Crowfoot Open End 3/8" DR 2-7/8"	ASME B107.21
J4994CF	Wrench, Crowfoot Open End 3/8" DR 2-15/16"	ASME B107.21
J4996CF	Wrench, Crowfoot Open End 3/8" DR 3"	ASME B107.21
J4920FL	Wrench, Crowfoot Flare Nut 3/8" DR 5/8"	ASME B107.21
J4922FL	Wrench, Crowfoot Flare Nut 3/8" DR 11/16"	ASME B107.21
J4924FL	Wrench, Crowfoot Flare Nut 3/8" DR 3/4"	ASME B107.21
J4926FL	Wrench, Crowfoot Flare Nut 3/8" DR 13/16"	ASME B107.21
J4928FL	Wrench, Crowfoot Flare Nut 3/8" DR 7/8"	ASME B107.21
J4930FL	Wrench, Crowfoot Flare Nut 3/8" DR 15/16"	ASME B107.21
J4932FL	Wrench, Crowfoot Flare Nut 3/8" DR 1"	ASME B107.21
J4934FL	Wrench, Crowfoot Flare Nut 3/8" DR 1-1/16"	ASME B107.21
J5262L	Extension, 3/8" DR Locking 12"	ASME B107.500
J5260-06L	Extension, 3/8" DR Locking 6"	ASME B107.500



3/8" DRIVE 43 PIECE CROWFOOT WRENCH SET

Product #: J49001CF

- › Wrenches Included 3/8 Inch Drive: 3/8, 7/16, 1/2, 9/16, 5/8, 11/16, 3/4, 13/16, 7/8, 15/16, 1, 1-1/16, 1-1/8, 1-3/16, 1-1/4, 1-5/16.
- › Full Polish Chrome Finish.
- › Weight (lbs): 23.92



Contents	Description	ASME Spec.
J4912CF	Wrench, Crowfoot Open End 3/8" DR 3/8"	ASME B107.21
J4914CF	Wrench, Crowfoot Open End 3/8" DR 7/16"	ASME B107.21
J4916CF	Wrench, Crowfoot Open End 3/8" DR 1/2"	ASME B107.21
J4918CF	Wrench, Crowfoot Open End 3/8" DR 9/16"	ASME B107.21
J4920CF	Wrench, Crowfoot Open End 3/8" DR 5/8"	ASME B107.21
J4922CF	Wrench, Crowfoot Open End 3/8" DR 11/16"	ASME B107.21
J4924CF	Wrench, Crowfoot Open End 3/8" DR 3/4"	ASME B107.21
J4926CF	Wrench, Crowfoot Open End 3/8" DR 13/16"	ASME B107.21
J4928CF	Wrench, Crowfoot Open End 3/8" DR 7/8"	ASME B107.21
J4930CF	Wrench, Crowfoot Open End 3/8" DR 15/16"	ASME B107.21
J4932CF	Wrench, Crowfoot Open End 3/8" DR 1"	ASME B107.21
J4934CF	Wrench, Crowfoot Open End 3/8" DR 1-1/16"	ASME B107.21
J4936CF	Wrench, Crowfoot Open End 3/8" DR 1-1/8"	ASME B107.21
J4938CF	Wrench, Crowfoot Open End 3/8" DR 1-3/16"	ASME B107.21
J4940CF	Wrench, Crowfoot Open End 3/8" DR 1-1/4"	ASME B107.21
J4942CF	Wrench, Crowfoot Open End 3/8" DR 1-5/16"	ASME B107.21
J4944CF	Wrench, Crowfoot Open End 3/8" DR 1-3/8"	ASME B107.21
J4946CF	Wrench, Crowfoot Open End 3/8" DR 1-7/16"	ASME B107.21
J4948CF	Wrench, Crowfoot Open End 3/8" DR 1-1/2"	ASME B107.21
J4950CF	Wrench, Crowfoot Open End 3/8" DR 1-9/16"	ASME B107.21
J4952CF	Wrench, Crowfoot Open End 3/8" DR 1-5/8"	ASME B107.21
J4954CF	Wrench, Crowfoot Open End 3/8" DR 1-11/16"	ASME B107.21
J4956CF	Wrench, Crowfoot Open End 3/8" DR 1-3/4"	ASME B107.21
J4958CF	Wrench, Crowfoot Open End 3/8" DR 1-13/16"	ASME B107.21
J4960CF	Wrench, Crowfoot Open End 3/8" DR 1-7/8"	ASME B107.21
J4962CF	Wrench, Crowfoot Open End 3/8" DR 1-15/16"	ASME B107.21
J4964CF	Wrench, Crowfoot Open End 3/8" DR 2"	ASME B107.21
J4966CF	Wrench, Crowfoot Open End 3/8" DR 2-1/16"	ASME B107.21
J4968CF	Wrench, Crowfoot Open End 3/8" DR 2-1/8"	ASME B107.21
J4970CF	Wrench, Crowfoot Open End 3/8" DR 2-3/16"	ASME B107.21
J4972CF	Wrench, Crowfoot Open End 3/8" DR 2-1/4"	ASME B107.21
J4974CF	Wrench, Crowfoot Open End 3/8" DR 2-5/16"	ASME B107.21
J4976CF	Wrench, Crowfoot Open End 3/8" DR 2-3/8"	ASME B107.21
J4978CF	Wrench, Crowfoot Open End 3/8" DR 2-7/16"	ASME B107.21
J4980CF	Wrench, Crowfoot Open End 3/8" DR 2-1/2"	ASME B107.21
J4982CF	Wrench, Crowfoot Open End 3/8" DR 2-9/16"	ASME B107.21
J4984CF	Wrench, Crowfoot Open End 3/8" DR 2-5/8"	ASME B107.21
J4986CF	Wrench, Crowfoot Open End 3/8" DR 2-11/16"	ASME B107.21
J4988CF	Wrench, Crowfoot Open End 3/8" DR 2-3/4"	ASME B107.21
J4990CF	Wrench, Crowfoot Open End 3/8" DR 2-13/16"	ASME B107.21
J4992CF	Wrench, Crowfoot Open End 3/8" DR 2-7/8"	ASME B107.21
J4994CF	Wrench, Crowfoot Open End 3/8" DR 2-15/16"	ASME B107.21
J4996CF	Wrench, Crowfoot Open End 3/8" DR 3"	ASME B107.21





3/8" DRIVE 27 PIECE CROWFOOT WRENCH SET

Product #: **J49002CF**



- ▶ Wrenches Included 3/8 Inch Drive: 3/8, 7/16, 1/2, 9/16, 5/8, 11/16, 3/4, 13/16, 7/8, 15/16, 1, 1-1/16, 1-1/8, 1-3/16, 1-1/4, 1-5/16, 1-3/8, 1-7/16, 1-1/2, 1-9/16, 1-5/8, 1-11/16, 1-3/4, 1-13/16, 1-7/8, 1-15/16, 2 Inch.
- ▶ Full Polish Chrome Finish.
- ▶ Weight (lbs): 6.74



Contents	Description	ASME Spec.
J4912CF	Wrench, Crowfoot Open End 3/8" DR 3/8"	ASME B107.21
J4914CF	Wrench, Crowfoot Open End 3/8" DR 7/16"	ASME B107.21
J4916CF	Wrench, Crowfoot Open End 3/8" DR 1/2"	ASME B107.21
J4918CF	Wrench, Crowfoot Open End 3/8" DR 9/16"	ASME B107.21
J4920CF	Wrench, Crowfoot Open End 3/8" DR 5/8"	ASME B107.21
J4922CF	Wrench, Crowfoot Open End 3/8" DR 11/16"	ASME B107.21
J4924CF	Wrench, Crowfoot Open End 3/8" DR 3/4"	ASME B107.21
J4926CF	Wrench, Crowfoot Open End 3/8" DR 13/16"	ASME B107.21
J4928CF	Wrench, Crowfoot Open End 3/8" DR 7/8"	ASME B107.21
J4930CF	Wrench, Crowfoot Open End 3/8" DR 15/16"	ASME B107.21
J4932CF	Wrench, Crowfoot Open End 3/8" DR 1"	ASME B107.21
J4934CF	Wrench, Crowfoot Open End 3/8" DR 1-1/16"	ASME B107.21
J4936CF	Wrench, Crowfoot Open End 3/8" DR 1-1/8"	ASME B107.21
J4938CF	Wrench, Crowfoot Open End 3/8" DR 1-3/16"	ASME B107.21
J4940CF	Wrench, Crowfoot Open End 3/8" DR 1-1/4"	ASME B107.21
J4942CF	Wrench, Crowfoot Open End 3/8" DR 1-5/16"	ASME B107.21
J4944CF	Wrench, Crowfoot Open End 3/8" DR 1-3/8"	ASME B107.21
J4946CF	Wrench, Crowfoot Open End 3/8" DR 1-7/16"	ASME B107.21
J4948CF	Wrench, Crowfoot Open End 3/8" DR 1-1/2"	ASME B107.21
J4950CF	Wrench, Crowfoot Open End 3/8" DR 1-9/16"	ASME B107.21
J4952CF	Wrench, Crowfoot Open End 3/8" DR 1-5/8"	ASME B107.21
J4954CF	Wrench, Crowfoot Open End 3/8" DR 1-11/16"	ASME B107.21
J4956CF	Wrench, Crowfoot Open End 3/8" DR 1-3/4"	ASME B107.21
J4958CF	Wrench, Crowfoot Open End 3/8" DR 1-13/16"	ASME B107.21
J4960CF	Wrench, Crowfoot Open End 3/8" DR 1-7/8"	ASME B107.21
J4962CF	Wrench, Crowfoot Open End 3/8" DR 1-15/16"	ASME B107.21
J4964CF	Wrench, Crowfoot Open End 3/8" DR 2"	ASME B107.21



3/8" DRIVE 16 PIECE METRIC CROWFOOT WRENCH SET

METRIC

Product #: J4900MCF

- › Wrenches Included 3/8 Inch Drive: 9, 10, 11, 12, 13, 14, 15, 16, 17, 18, 19, 20, 21, 22, 23, 24 mm.
- › Full Polish Chrome Finish.
- › Weight (lbs): 2.59



Contents	Description	ASME Spec.
J4909MCF	Wrench, Crowfoot Open End 3/8" DR 9 mm	ASME B107.21
J4910MCF	Wrench, Crowfoot Open End 3/8" DR 10 mm	ASME B107.21
J4911MCF	Wrench, Crowfoot Open End 3/8" DR 11 mm	ASME B107.21
J4912MCF	Wrench, Crowfoot Open End 3/8" DR 12 mm	ASME B107.21
J4913MCF	Wrench, Crowfoot Open End 3/8" DR 13 mm	ASME B107.21
J4914MCF	Wrench, Crowfoot Open End 3/8" DR 14 mm	ASME B107.21
J4915MCF	Wrench, Crowfoot Open End 3/8" DR 15 mm	ASME B107.21
J4916MCF	Wrench, Crowfoot Open End 3/8" DR 16 mm	ASME B107.21
J4917MCF	Wrench, Crowfoot Open End 3/8" DR 17 mm	ASME B107.21
J4918MCF	Wrench, Crowfoot Open End 3/8" DR 18 mm	ASME B107.21
J4919MCF	Wrench, Crowfoot Open End 3/8" DR 19 mm	ASME B107.21
J4920MCF	Wrench, Crowfoot Open End 3/8" DR 20 mm	ASME B107.21
J4921MCF	Wrench, Crowfoot Open End 3/8" DR 21 mm	ASME B107.21
J4922MCF	Wrench, Crowfoot Open End 3/8" DR 22 mm	ASME B107.21
J4923MCF	Wrench, Crowfoot Open End 3/8" DR 23 mm	ASME B107.21
J4924MCF	Wrench, Crowfoot Open End 3/8" DR 24 mm	ASME B107.21

3/8" DRIVE 15 PIECE CROWFOOT WRENCH SET

Product #: J49003CF

- › Wrenches Included 3/8 Inch Drive: 3/8, 7/16, 1/2, 9/16, 5/8, 11/16, 3/4, 13/16, 7/8, 15/16, 1, 1-1/16, 1-1/8, 1-3/16, 1-1/4 Inch.
- › Accessories: Socket Clips and Bar.
- › Full Polish Chrome Finish.
- › Weight (lbs): 2.07



Contents	Description	ASME Spec.
J4912CF	Wrench, Crowfoot Open End 3/8" DR 3/8"	ASME B107.21
J4914CF	Wrench, Crowfoot Open End 3/8" DR 7/16"	ASME B107.21
J4916CF	Wrench, Crowfoot Open End 3/8" DR 1/2"	ASME B107.21
J4918CF	Wrench, Crowfoot Open End 3/8" DR 9/16"	ASME B107.21
J4920CF	Wrench, Crowfoot Open End 3/8" DR 5/8"	ASME B107.21
J4922CF	Wrench, Crowfoot Open End 3/8" DR 11/16"	ASME B107.21
J4924CF	Wrench, Crowfoot Open End 3/8" DR 3/4"	ASME B107.21
J4926CF	Wrench, Crowfoot Open End 3/8" DR 13/16"	ASME B107.21
J4928CF	Wrench, Crowfoot Open End 3/8" DR 7/8"	ASME B107.21
J4930CF	Wrench, Crowfoot Open End 3/8" DR 15/16"	ASME B107.21
J4932CF	Wrench, Crowfoot Open End 3/8" DR 1"	ASME B107.21
J4934CF	Wrench, Crowfoot Open End 3/8" DR 1-1/16"	ASME B107.21
J4936CF	Wrench, Crowfoot Open End 3/8" DR 1-1/8"	ASME B107.21
J4938CF	Wrench, Crowfoot Open End 3/8" DR 1-3/16"	ASME B107.21
J4940CF	Wrench, Crowfoot Open End 3/8" DR 1-1/4"	ASME B107.21





3/8" DRIVE 9 PIECE CROWFOOT WRENCH SET

Product #: J49004CF

- › Wrenches Included 3/8 Inch Drive: 3/8, 7/16, 1/2, 9/16, 5/8, 11/16, 3/4, 13/16, 7/8 Inch.
- › Accessories: 13 Inch Socket Bar with 9 Socket Clips.
- › Full Polish Chrome Finish.
- › Weight (lbs): 0.83



Contents	Description	ASME Spec.
J4912CF	Wrench, Crowfoot Open End 3/8" DR 3/8"	ASME B107.21
J4914CF	Wrench, Crowfoot Open End 3/8" DR 7/16"	ASME B107.21
J4916CF	Wrench, Crowfoot Open End 3/8" DR 1/2"	ASME B107.21
J4918CF	Wrench, Crowfoot Open End 3/8" DR 9/16"	ASME B107.21
J4920CF	Wrench, Crowfoot Open End 3/8" DR 5/8"	ASME B107.21
J4922CF	Wrench, Crowfoot Open End 3/8" DR 11/16"	ASME B107.21
J4924CF	Wrench, Crowfoot Open End 3/8" DR 3/4"	ASME B107.21
J4926CF	Wrench, Crowfoot Open End 3/8" DR 13/16"	ASME B107.21
J4928CF	Wrench, Crowfoot Open End 3/8" DR 7/8"	ASME B107.21

3/8" DRIVE 8 PIECE CROWFOOT FLARE NUT WRENCH SET

Product #: J4900FL

- › Weight (lbs): 0.80



Contents	Description	ASME Spec.
J4920FL	Wrench, Crowfoot 3/8" DR 5/8" Flare Nut	ASME B107.21
J4922FL	Wrench, Crowfoot 3/8" DR 11/16" Flare Nut	ASME B107.21
J4924FL	Wrench, Crowfoot 3/8" DR 3/4" Flare Nut	ASME B107.21
J4926FL	Wrench, Crowfoot 3/8" DR 13/16" Flare Nut	ASME B107.21
J4928FL	Wrench, Crowfoot 3/8" DR 7/8" Flare Nut	ASME B107.21
J4930FL	Wrench, Crowfoot 3/8" DR 15/16" Flare Nut	ASME B107.21
J4932FL	Wrench, Crowfoot 3/8" DR 1" Flare Nut	ASME B107.21
J4934FL	Wrench, Crowfoot 3/8" DR 1-1/16" Flare Nut	ASME B107.21
J2586	Socket, Bar 13"	
J2591	Socket, Clip 3/8" DR	

3/8" DRIVE 8 PIECE CROWFOOT FLARE NUT WRENCH SET

Product #: J49000CFN

- › Wrenches Included Flare Nut 3/8 Inch Drive: 5/8, 11/16, 3/4, 13/16, 7/8, 15/16, 1, 1-1/16 Inch.
- › Full Polish Chrome Finish.
- › Weight (lbs): 1.15



Contents	Description	ASME Spec.
J4920FL	Wrench, Crowfoot Flare Nut 3/8" DR 5/8"	ASME B107.21
J4922FL	Wrench, Crowfoot Flare Nut 3/8" DR 11/16"	ASME B107.21
J4924FL	Wrench, Crowfoot Flare Nut 3/8" DR 3/4"	ASME B107.21
J4926FL	Wrench, Crowfoot Flare Nut 3/8" DR 13/16"	ASME B107.21
J4928FL	Wrench, Crowfoot Flare Nut 3/8" DR 7/8"	ASME B107.21
J4930FL	Wrench, Crowfoot Flare Nut 3/8" DR 15/16"	ASME B107.21
J4932FL	Wrench, Crowfoot Flare Nut 3/8" DR 1"	ASME B107.21
J4934FL	Wrench, Crowfoot Flare Nut 3/8" DR 1-1/16"	ASME B107.21





3/8" DRIVE STANDARD LENGTH PREMIUM PEAR HEAD RATCHETS

- › Small pear head design for access in tight, hard to reach work areas.
- › 45-tooth gear provides balance between 8° articulation angle and high torque carrying capacity.
- › Sealed design helps prevent debris from entering the ratchet mechanism reducing wear. Also, helps to keep lubrication contained within the components. Patent pending design.
- › Low profile reversing lever design for quick, one-hand operation.
- › Contoured, ergonomically-designed handle for comfort. Knurled bands allow for increased grip and slip resistance.
- › Double nickel chrome plated for enhanced corrosion protection or Black oxide finish.
- › Field repairable.



Product #	Drive Size (in)	Finish	Overall Length (in)	Weight (lbs)	Repair Kit
J5249XL	3/8	Full Polish	8-1/2	0.86	J5249XLRK
J5249XLBL	3/8	Black Oxide	8-1/2	0.87	J5249XLRK

ASME B107.500

3/8" DRIVE QUICK RELEASE PREMIUM PEAR HEAD RATCHET

- › Small, pear head design for access in tight, hard to reach work areas.
- › 45-tooth gear, 8° swing articulation.
- › Low profile quick release button for access in restricted areas.
- › Low profile reversing lever design for quick, one-hand operation.
- › Patented sealed head design helps prevent debris from entering the ratchet mechanism reducing wear. Also, helps to keep lubrication contained within the components.
- › Contoured, ergonomically-designed handle for comfort. Knurled bands allow for increased grip and slip resistance.
- › Full polished handle, easy to clean.
- › Double nickel chrome plated for enhanced corrosion protection meeting aerospace requirements.
- › Field repairable.



Product #	Drive Size (in)	Finish	Overall Length (in)	Weight (lbs)	Repair Kit
J5249XLQR	3/8	Full Polish	8-1/2	0.86	J5249XLQRRK
J5249XLQRBL	3/8	Black Oxide	8-1/2	0.86	J5249XLQRRK

ASME B107.10

3/8" DRIVE LONG HANDLE PREMIUM PEAR HEAD RATCHETS

- › Small pear head design for access in tight, hard to reach work areas.
- › 45-tooth gear provides balance between 8° articulation angle and high torque carrying capacity.
- › Sealed design helps prevent debris from entering the ratchet mechanism reducing wear. Also, helps to keep lubrication contained within the components. Patent pending design.
- › Low profile reversing lever design for quick, one-hand operation.
- › Contoured, ergonomically-designed handle for comfort. Knurled bands allow for increased grip and slip resistance.
- › Double nickel chrome plated for enhanced corrosion protection or Black oxide finish.
- › Field repairable.



Product #	Drive Size (in)	Finish	Overall Length (in)	Weight (lbs)	Repair Kit
J5250XL	3/8	Full Polish	11	1.03	J5249XLRK
J5250XLBL	3/8	Black Oxide	11	0.98	J5249XLRK

ASME B107.500

3/8" DRIVE AEROSPACE PREMIUM PEAR HEAD RATCHET



- › Vertical hole drilled in drive plug, designed for installation of frangible collars on threaded pins.
- › Unique 45-tooth gear pawl design provides 8° ratcheting angle while maximizing ultimate torque.
- › Thin head design for access into tight work areas.
- › Reversing lever designed for quick, one-hand operation.
- › Full polish nickel chrome plated.



Product #	Drive Size (in)	Finish	Overall Length (in)	Weight (lbs)	Repair Kit
J5249XLHS	3/8	Full Polish	8-1/2	0.86	J5249XLHSRK

ASME B107.500

3/8" DRIVE STUBBY CLASSIC PEAR HEAD RATCHET

- › Robust 24-tooth design with 15° arc swing.
- › Alloy steel drive gear for strength and durability.
- › Low profile head for access in constricted areas.
- › Reversing lever design for quick, one-hand operation.
- › Knurled slip-resistant grip.



Product #	Drive Size (in)	Finish	Overall Length (in)	Weight (lbs)	Repair Kit
J5248S	3/8	Full Polish	5	0.28	J5249RK

ASME B107.500

3/8" DRIVE STANDARD LENGTH CLASSIC PEAR HEAD RATCHETS

- › Tough, replaceable, molded plastic head.
- › Robust 24-tooth design with 15° arc swing.
- › Alloy steel drive gear for strength and durability.
- › Low profile head for access in constricted areas.
- › Reversing lever design for quick, one-hand operation.
- › Knurled slip-resistant grip.



Product #	Drive Size (in)	Finish	Overall Length (in)	Weight (lbs)	Repair Kit
J5249	3/8	Full Polish	7	0.61	J5249RK
J5249BL	3/8	Black Oxide	7	0.62	J5249RK

ASME B107.500

3/8" DRIVE LONG HANDLE CLASSIC PEAR HEAD RATCHETS

- › Robust 24-tooth design with 15° arc swing.
- › Alloy steel drive gear for strength and durability.
- › Low profile head for access in constricted areas.
- › Reversing lever design for quick, one-hand operation.
- › Knurled slip-resistant grip.



Product #	Drive Size (in)	Finish	Overall Length (in)	Weight (lbs)	Repair Kit
J5250	3/8	Full Polish	11	0.89	J5249RK
J5250BL	3/8	Black Oxide	11	0.81	J5249RK

ASME B107.500





3/8" DRIVE AEROSPACE CLASSIC PEAR HEAD RATCHET

- › Vertical hole drilled in drive plug, designed for installation of frangible collars on threaded pins.
- › Metal spring clip on drive plug for positive socket retention.
- › Unique 24-tooth gear pawl design provides 15° ratcheting angle while maximizing ultimate torque.
- › Thin head design for access into tight work areas.
- › Reversing lever designed for quick, one-hand operation.



Product #	Drive Size (in)	Finish	Overall Length (in)	Weight (lbs)	Repair Kit
J5249HS	3/8	Full Polish	7	0.62	J5249HSRK

ASME B107.500

3/8" DRIVE STANDARD LENGTH ROUND HEAD RATCHET

- › Small head design and tight swing arc allows fastener to access tight areas.
- › Full polished shaft with knurled grip for slip-resistant and strong grip.
- › 5° ratcheting angle.



Product #	Drive Size (in)	Finish	Overall Length (in)	Weight (lbs)	Repair Kit
J5252F	3/8	Full Polish	7-3/8	0.57	J5252FRK

ASME B107.500

3/8" DRIVE FLEX-HEAD RATCHET

- › 180° flex.
- › 72-tooth gear.
- › 5° ratcheting angle.
- › Small head design and tight swing to allow access to fastener in a tight area.
- › Full polish shaft with knurled grip allows for a strong slip-resistant grip.



Product #	Drive Size (in)	Finish	Overall Length (in)	Weight (lbs)	Repair Kit
J5257F	3/8	Full Polish	8-1/2	0.86	J5252FRK

ASME B107.500

3/8" DRIVE FEMALE DRIVE RATCHET

- › Robust 24-tooth design with 15° arc swing.
- › Alloy steel drive gear for strength and durability.
- › Low profile head for access in constricted areas.
- › Reversing lever design for quick, one-hand operation.
- › Knurled slip-resistant grip.
- › Made of heat-treated alloy steel.



Product #	Drive Size (in)	Finish	Overall Length (in)	Weight (lbs)	Repair Kit
J5249FW	3/8	Full Polish	7	0.56	J5249FWRK

ASME B107.500

3/8" DRIVE SPINNER RATCHET

- › Made from alloy steel.
- › Heat-treated for strength and durability.
- › Fits on the drive end of the ratchet for quickly running down the fastener before final tightening with the ratchet.




Product #	Drive Size (in)	Finish	Overall Length (in)	Weight (lbs)
J5251	3/8	Full Polish	1-1/2	0.56

ASME B107.500



3/8" DRIVE FLEXIBLE DRIVER


- › Made of heat-treated alloy steel.

Product #	Drive Size (in)	Overall Length (in)	Weight (lbs)
J5267	3/8	9	0.35
			ASME B107.500



3/8" DRIVE RATCHET ADAPTERS

- › Converts standard handles to ratcheting handles.

Product #	Drive Size (in)	Finish	Overall Length (in)	Weight (lbs)
J5247	3/8	Full Polish	2-1/16	0.34
			ASME B107.500	



3/8" DRIVE HINGE HANDLES


- › Made of heat-treated alloy steel
- › Head flexes 90° from horizontal.

Product #	Drive Size (in)	Finish	Overall Length (in)	Weight (lbs)
J5265	3/8	Full Polish	8-1/2	0.58
J5265BL	3/8	Black Oxide	8-1/2	0.58
J5266	3/8	Full Polish	12	0.80
			ASME B107.500	



3/8" DRIVE SPEED HANDLE

- › Made from alloy steel.
- › Heat-treated for strength and durability.

Product #	Drive Size (in)	Finish	Overall Length (in)	Weight (lbs)
J5280G	3/8	Full Polish	17-1/2	0.86
			ASME B107.500	



3/8" DRIVE SLIDING T-HANDLE

- › Made from alloy steel.
- › Heat-treated for strength and durability.

Product #	Drive Size (in)	Finish	Overall Length (in)	Weight (lbs)
J5285	3/8	Full Polish	8	0.41
			ASME B107.500	





3/8" DRIVE STANDARD EXTENSIONS

- › Made from alloy steel.
- › Heat-treated for strength and durability.

Product #	Drive Size (in)	Finish	Overall Length (in)	Weight (lbs)
J5259	3/8	Full Polish	1-3/4	0.11
J5259B	3/8	Black Oxide	1-3/4	0.11
J5260	3/8	Full Polish	3	0.16
J5260B	3/8	Black Oxide	3	0.16
J5260-06	3/8	Full Polish	6	0.31
J5260-06B	3/8	Black Oxide	6	0.30
J5261	3/8	Full Polish	8	0.40
J5261B	3/8	Black Oxide	8	0.46
J5262	3/8	Full Polish	12	0.61
J5262B	3/8	Black Oxide	12	0.62
J5263	3/8	Full Polish	17-3/16	0.94

 ASME B107.500



3/8" DRIVE LOCKING EXTENSIONS

- › One-piece extension design.
- › Provides positive socket retention.
- › Use where accidental socket disengagement may be a concern or safety hazard.

Product #	Drive Size (in)	Finish	Overall Length (in)	Weight (lbs)
J5260-03L	3/8	Full Polish	3	0.21
J5260-06L	3/8	Full Polish	6	0.37
J5261L	3/8	Full Polish	8	0.49
J5262L	3/8	Full Polish	12	0.71

 ASME B107.500



3/8" DRIVE WOBBLE EXTENSIONS

- › Provides up to a 17° angle of operation.
- › Made from alloy steel.
- › Heat-treated for strength and durability.
- › Rigid wobble extension.

Product #	Drive Size (in)	Finish	Overall Length (in)	Weight (lbs)
J5259W	3/8	Full Polish	1-3/4	0.11
J5260W	3/8	Full Polish	3	0.17
J5260-06W	3/8	Full Polish	6	0.29
J5261W	3/8	Full Polish	8	0.42
J5262W	3/8	Full Polish	12	0.65
J5263W	3/8	Full Polish	17-3/16	0.92

 ASME B107.500



3/8" DRIVE FLEXIBLE EXTENSIONS

- › Made of heat-treated alloy steel.

Product #	Drive Size (in)	Finish	Overall Length (in)	Weight (lbs)
J5268	3/8	Black Oxide	8	0.25

 ASME B107.500



3/8" DRIVE DRIVE ADAPTERS

Product #	Size (in)	Finish	Overall Length (in)	Weight (lbs)
J5256	1/4" F x 3/8" M	Full Polish	1	0.04
J5253	3/8" F x 1/2" M	Full Polish	1-7/16	0.11
J5255	3/8" F x 1/4" M	Full Polish	1	0.05
J5254	1/2" F x 3/8" M	Full Polish	1-3/8	0.13

 ASME B107.500



3/8" DRIVE LOCKING ADAPTER

- › Includes hex key for easy locking into drive tool.
- › Knurl locking ring.

Product #	Finish	Overall Length (in)	Weight (lbs)
J5260-02BLS	Black Oxide	2-1/8	0.12





3/8" DRIVE UNIVERSAL JOINTS

Product #	Drive Size (in)	Finish	Overall Length (in)	Weight (lbs)
J5270A	3/8	Full Polish	1-7/8	0.13

 ASME B107.500



3/8" DRIVE SOCKETS - 6 POINT

- › Proto® 6 Point Sockets are ideal for use on stubborn or damaged fasteners, and also on fasteners made from soft materials.
- › TorquePlus™ features apply.



Product #	Size (in) (A)	Nut End Outside Dia. (in) (B)	Drive End Outside Dia. (in) (C)	Nut Depth (in) (D)	Bolt Clearance Depth (in) (E)	Overall Length (in) (L)	Weight (lbs)
J5206H	3/16	5/16	43/64	23/64	21/32	1-3/32	0.07
J5208H	1/4	13/32	43/64	23/64	21/32	1-3/32	0.05
J5209H	9/32	27/64	43/64	23/64	21/32	1-3/32	0.05
J5210H	5/16	15/32	43/64	23/64	21/32	1-3/32	0.06
J5211H	11/32	1/2	43/64	23/64	21/32	1-3/32	0.06
J5212H	3/8	9/16	43/64	23/64	21/32	1-3/32	0.07
J5214H	7/16	41/64	43/64	23/64	21/32	1-3/32	0.06
J5216H	1/2	47/64	47/64	23/64	11/16	1-1/8	0.08
J5218H	9/16	13/16	13/16	1/2	11/16	1-1/8	0.09
J5220H	5/8	7/8	7/8	33/64	11/16	1-1/8	0.11
J5222H	11/16	61/64	61/64	17/32	11/16	1-1/8	0.13
J5224H	3/4	1-1/64	1-1/64	39/64	3/4	1-3/16	0.15
J5226H	13/16	1-3/32	1-3/32	39/64	3/4	1-3/16	0.18
J5228H	7/8	1-3/16	1-3/16	43/64	7/8	1-5/16	0.24
J5230H	15/16	1-1/4	1-1/4	49/64	7/8	1-5/16	0.26
J5232H	1	1-5/16	1-5/16	13/16	15/16	1-3/8	0.30

 ASME B107.1

3/8" DRIVE METRIC SOCKETS - 6 POINT

METRIC

- › Proto® 6 Point Sockets are ideal for use on stubborn or damaged fasteners, and also on fasteners made from soft materials.
- › TorquePlus™ features apply.



Product #	Size (mm) (A)	Nut End Outside Dia. (in) (B)	Drive End Outside Dia. (in) (C)	Nut Depth (in) (D)	Bolt Clearance Depth (in) (E)	Overall Length (in) (L)	Weight (lbs)
J52055MH	5.5	23/64	43/64	1/4	21/32	1-3/32	0.04
J5206MH	6	25/64	43/64	1/4	39/64	1-3/32	0.04
J5207MH	7	27/64	43/64	1/4	39/64	1-3/32	0.05
J5208MH	8	15/32	43/64	1/4	39/64	1-3/32	0.04
J5209MH	9	33/64	43/64	9/32	39/64	1-3/32	0.04
J5210MH	10	19/32	43/64	9/32	1-3/32	1-3/32	0.04
J5211MH	11	41/64	43/64	9/32	39/64	1-3/32	0.04
J5212MH	12	45/64	45/64	9/32	11/16	1-1/8	0.05
J5213MH	13	47/64	47/64	9/32	11/16	1-1/8	0.08
J5214MH	14	25/32	25/32	15/32	11/16	1-1/8	0.08
J5215MH	15	27/32	27/32	17/32	11/16	1-1/8	0.09
J5216MH	16	55/64	55/64	17/32	11/16	1-1/8	0.09
J5217MH	17	15/16	15/16	17/32	11/16	1-1/8	0.13
J5218MH	18	61/64	61/64	17/32	3/4	1-3/16	0.13
J5219MH	19	1	1	17/32	3/4	1-3/16	0.14
J5220MH	20	1-3/32	1-3/32	5/8	3/4	1-3/16	0.16
J5221MH	21	1-3/32	1-3/32	5/8	51/64	1-15/64	0.18
J5222MH	22	1-11/64	1-11/64	43/64	57/64	1-5/16	0.24
J5223MH	23	1-3/16	1-3/16	57/64	57/64	1-5/16	0.23
J5224MH	24	1-1/4	1-1/4	49/64	57/64	1-5/16	0.26
J5225MH	25	9/64	1-21/64	49/64	15/16	1-3/8	0.32
J5226MH	26	1-21/64	1-21/64	49/64	15/16	1-3/8	0.30



ASME B107.5M



THE STORY BEHIND



TorquePlus™ is a fresh look at an old problem in sockets: worn, stripped and stubborn fasteners.

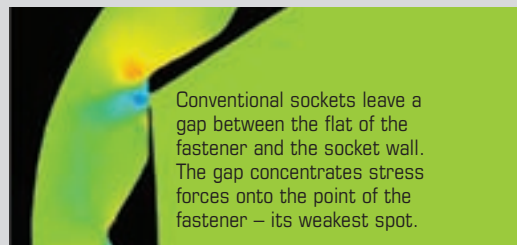
Conventional sockets contact the fasteners near the points of both the fastener and the socket, where they are the weakest.

Excessive force on this combination of fastener and socket can cause fastener rounding, or cut through the socket wall.

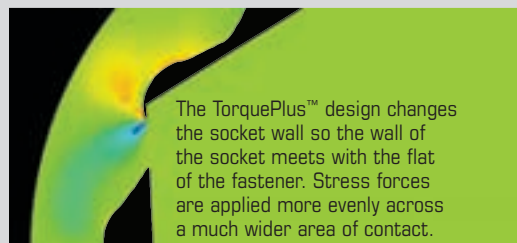
The TorquePlus™ design enables sockets to grip the fastener flats, away from the points.

- › Allows up to 15% more torque to be applied safely to the fastener.
- › Reduces the risk of fastener rounding.
- › Improves the ability to turn worn or rounded fasteners.

The TorquePlus™ design also meets aerospace specifications.



STRESS MAP of a conventional socket.



STRESS MAP of a TorquePlus™ socket.

3/8" DRIVE DEEP SOCKETS - 6 POINT

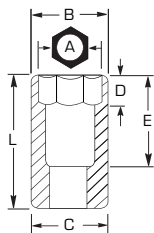
- › Proto® 6 Point Sockets are ideal for use on stubborn or damaged fasteners, and also on fasteners made from soft materials.
- › TorquePlus™ features apply.



Product #	Size (in) (A)	Nut End Outside Dia. (in) (B)	Drive End Outside Dia. (in) (C)	Nut Depth (in) (D)	Bolt Clearance Depth (in) (E)	Overall Length (in) (L)	Weight (lbs)
J5008H	1/4	25/64	41/64	21/64	1-11/16	2-1/8	0.12
J5010H	5/16	11/32	41/64	11/32	1-11/16	2-1/8	0.10
J5011H	11/32	1/2	41/64	21/32	1-11/16	2-1/8	0.10
J5012H	3/8	9/16	41/64	11/32	1-11/16	2-1/8	0.11
J5014H	7/16	41/64	41/64	7/16	1-11/16	2-1/8	0.12
J5016H	1/2	23/32	23/32	33/64	1-11/16	2-1/8	0.14
J5018H	9/16	51/64	51/64	19/32	1-11/16	2-1/8	0.17
J5020H	5/8	7/8	7/8	21/32	1-11/16	2-3/4	0.25
J5022H	11/16	61/64	61/64	21/32	1-23/32	2-3/4	0.29
J5024H	3/4	1-1/64	1-1/64	11/16	1-23/32	2-3/4	0.32
J5026H	13/16	1-5/64	1-5/64	11/16	2-5/64	2-3/4	0.35
J5028H	7/8	1-11/64	1-11/64	11/16	2-5/64	2-3/4	0.40
J5030H	15/16	1-15/64	1-15/64	1-3/16	2-5/64	2-3/4	0.52
J5032H	1	1-21/64	1-21/64	1-3/16	2-5/64	2-3/4	0.58



ASME B107.1



3/8" DRIVE METRIC DEEP SOCKETS - 6 POINT

- › Proto® 6 Point Sockets are ideal for use on stubborn or damaged fasteners, and also on fasteners made from soft materials.
- › TorquePlus™ features apply.



Product #	Size (mm) (A)	Nut End Outside Dia. (in) (B)	Drive End Outside Dia. (in) (C)	Nut Depth (in) (D)	Bolt Clearance Depth (in) (E)	Overall Length (in) (L)	Weight (lbs)
J5006MH	6	25/64	21/32	5/16	1-11/16	2-1/8	0.10
J5007MH	7	27/64	21/32	5/16	1-11/16	2-1/8	0.09
J5008MH	8	15/32	21/32	5/16	1-15/16	2-1/8	0.10
J5009MH	9	33/64	21/32	25/64	1-11/16	2-1/8	0.10
J5010MH	10	37/64	21/32	25/64	1-11/16	2-1/8	0.11
J5011MH	11	21/32	21/32	7/16	1-11/16	2-1/8	0.12
J5012MH	12	45/64	45/64	33/64	1-1/2	2-1/8	0.14
J5013MH	13	23/32	23/32	33/64	1-1/2	2-1/8	0.15
J5014MH	14	25/32	25/32	19/32	1-1/2	2-1/8	0.16
J5015MH	15	55/64	55/64	21/32	2-5/16	2-3/4	0.24
J5016MH	16	55/64	55/64	21/32	2-5/16	2-3/4	0.24
J5017MH	17	15/16	15/16	21/32	2-5/16	2-3/4	0.28
J5018MH	18	15/16	15/16	21/32	2-5/16	2-3/4	0.28
J5019MH	19	1-1/64	1-1/64	11/16	2-5/16	2-3/4	0.33
J5020MH	20	1-5/64	1-5/64	11/16	2-5/16	2-3/4	0.35
J5021MH	21	1-5/64	1-5/64	11/16	2-5/16	2-3/4	0.35
J5022MH	22	1-11/64	1-11/64	11/16	2-5/16	2-3/4	0.46
J5023MH	23	1-15/64	1-15/64	1-3/16	2-5/16	2-3/4	0.55
J5024MH	24	1-9/32	1-9/32	1-3/16	2-5/16	2-3/4	0.56
J5025MH	25	1-9/32	1-9/32	1-3/16	2-5/16	2-3/4	0.56
J5026MH	26	1-9/32	1-9/32	1-3/16	2-5/16	2-3/4	0.65



ASME B107.5M



3/8" DRIVE SUPER SHORT SOCKETS - 6 POINT

- › Proto® 6 Point Sockets can be used on stubborn hex bolts or bolts made from softer materials.
- › TorquePlus™ features apply.
- › Contact stresses are dispersed over a larger area.
- › Risk of rounding the fastener is reduced.
- › Enables users to turn worn, rounded fasteners.



Product #	Size (in) (A)	Nut End Outside Dia. (in) (B)	Overall Length (in) (L)	Weight (lbs)
J5206HS	3/16	5/8	3/4	0.04
J5208HS	1/4	5/8	13/16	0.03
J5210HS	5/16	5/8	3/4	0.03
J5212HS	3/8	5/8	3/4	0.04
J5214HS	7/16	3/4	7/8	0.04
J5216HS	1/2	3/4	7/8	0.05
J5218HS	9/16	3/4	7/8	0.17
J5220HS	5/8	7/8	15/16	0.09
J5222HS	11/16	15/16	15/16	0.09
J5224HS	3/4	15/16	15/16	0.11

3/8" DRIVE SOCKETS - 8 POINT

- › For square fasteners.



Product #	Size (in) (A)	Nut End Outside Dia. (in) (B)	Drive End Outside Dia. (in) (C)	Nut Depth (in) (D)	Bolt Clearance Depth (in) (E)	Overall Length (in) (L)	Weight (lbs)
J5208S	1/4	35/34	5/8	1/4	39/64	1-5/64	0.04
J5210S	5/16	9/16	5/8	1/4	39/64	1-5/64	0.05
J5212S	3/8	11/16	11/16	1/4	39/64	1-5/64	0.07
J5214S	7/16	3/4	3/4	17/64	39/64	1-5/64	0.08
J5216S	1/2	7/8	7/8	5/16	21/32	1-1/8	0.12



ASME B107.1

3/8" DRIVE SOCKETS - 12 POINT

- › Proto® 12 Point Sockets are ideal for use on stubborn or damaged fasteners, and also on fasteners made from soft materials.
- › TorquePlus™ features apply.



Product #	Size (in) (A)	Nut End Outside Dia. (in) (B)	Drive End Outside Dia. (in) (C)	Nut Depth (in) (D)	Bolt Clearance Depth (in) (E)	Overall Length (in) (L)	Weight (lbs)
J5208	1/4	25/64	43/64	23/64	21/32	1-3/32	0.05
J5209	9/32	27/64	43/64	21/32	21/32	1-3/32	0.05
J5210	5/16	15/32	43/64	23/64	21/32	1-3/32	0.05
J5211	11/32	1/2	43/64	23/64	21/32	1-3/32	0.05
J5212	3/8	35/64	43/64	23/64	21/32	1-3/32	0.06
J5214	7/16	41/64	43/64	23/64	21/32	1-3/32	0.06
J5216	1/2	47/64	47/64	23/64	21/64	1-1/8	0.08
J5217	17/32	49/64	49/64	23/64	11/16	1-1/8	0.08
J5218	9/16	13/16	13/16	1/2	11/16	1-1/8	0.09
J5219	19/32	33/64	27/32	1/2	11/16	1-1/8	0.09
J5220	5/8	7/8	7/8	33/64	11/16	1-1/8	0.10
J5222	11/16	61/64	61/64	17/32	11/16	1-1/8	0.13
J5224	3/4	1-1/32	1-1/32	39/64	3/4	1-3/16	0.15
J5225	25/32	1-1/16	1-1/16	39/64	3/4	1-3/16	0.16
J5226	13/16	1-3/32	1-3/32	39/64	3/4	1-3/16	0.17
J5228	7/8	1-3/16	1-3/16	41/64	7/8	1-5/16	0.24
J5230	15/16	1-1/4	1-1/4	49/64	7/8	1-5/16	0.25
J5232	1	1-5/16	1-5/16	13/16	59/64	1-3/8	0.27



AS954E S3.8.1

ASME B107.1

3/8" DRIVE METRIC SOCKETS - 12 POINT

- ▶ Proto® 12 Point Sockets are ideal for use on stubborn or damaged fasteners, and also on fasteners made from soft materials.
- ▶ TorquePlus™ features apply.



Product #	Size (mm) (A)	Nut End Outside Dia. (in) (B)	Drive End Outside Dia. (in) (C)	Nut Depth (in) (D)	Bolt Clearance Depth (in) (E)	Overall Length (in) (L)	Weight (lbs)
J5206M	6	25/64	43/64	1/4	45/64	1-3/32	0.05
J5207M	7	27/64	43/64	1/4	45/64	1-3/32	0.05
J5208M	8	15/32	43/64	1/4	45/64	1-3/32	0.06
J5209M	9	33/64	43/64	9/32	45/64	1-3/32	0.05
J5210M	10	19/32	43/64	5/16	45/64	1-3/32	0.06
J5211M	11	41/64	43/64	21/64	45/64	1-3/32	0.07
J5212M	12	45/64	45/64	9/32	1/2	1-1/8	0.05
J5213M	13	47/64	47/64	9/32	1/2	1-1/8	0.07
J5214M	14	25/32	25/32	15/32	7/16	1-1/8	0.08
J5215M	15	27/32	27/32	17/32	7/16	1-1/8	0.10
J5216M	16	55/64	55/64	17/32	7/16	1-1/8	0.10
J5217M	17	15/16	15/16	17/32	7/16	1-1/8	0.12
J5218M	18	61/64	61/64	17/32	1/2	1-3/16	0.12
J5219M	19	1	1	17/32	1/2	1-3/16	0.14
J5220M	20	1-3/32	1-3/32	5/8	1/2	1-3/16	0.17
J5221M	21	1-3/32	1-3/32	9/16	41/64	1-9/32	0.18
J5222M	22	1-11/64	1-11/64	43/64	5/8	1-5/16	0.22
J5223M	23	1-3/16	1-3/16	47/64	5/8	1-5/16	0.21
J5224M	24	1-1/4	1-1/4	49/64	37/64	1-5/16	0.23
J5225M	25	1-21/64	1-21/64	49/64	5/8	1-3/8	0.29
J5226M	26	1-21/64	1-21/64	49/64	59/64	1-3/8	0.26



AS954E S3.8.1

ASME B107.5M

3/8" DRIVE BLACK OXIDE SOCKETS - 12 POINT

- ▶ Proto® 12 Point Sockets are ideal for use on stubborn or damaged fasteners, and also on fasteners made from soft materials.
- ▶ TorquePlus™ features apply.

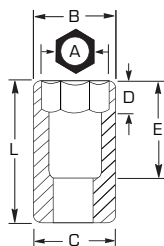


Product #	Size (in) (A)	Nut End Outside Dia. (in) (B)	Drive End Outside Dia. (in) (C)	Nut Depth (in) (D)	Bolt Clearance Depth (in) (E)	Overall Length (in) (L)	Weight (lbs)
J5208B	1/4	25/64	43/64	23/64	21/32	1-3/32	0.05
J5210B	5/16	29/64	43/64	11/32"	39/64	1-3/32	0.06
J5212B	3/8	35/64	43/64	11/32	39/64	1-3/32	0.05
J5214B	7/16	21/32	43/64	11/32	39/64	1-3/32	0.06
J5216B	1/2	47/64	47/64	11/32	11/16	1-1/8	0.08
J5218B	9/16	51/64	51/64	33/64	11/16	1-1/8	0.09
J5220B	5/8	7/8	7/8	1/2	11/16	1-1/8	0.10
J5222B	11/16	61/64	61/64	9/16	5/8	1-1/8	0.13
J5224B	3/4	1-1/64	1-1/64	19/32	5/8	1-3/16	0.15
J5226B	13/16	1-5/64	1-5/64	5/8	5/8	1-7/16	0.17
J5228B	7/8	1-9/64	1-9/64	21/32	11/16	1-7/16	0.22
J5230B	15/16	1-15/64	1-9/64	23/32	11/16	1-9/16	0.23
J5232B	1	1-21/64	1-15/64	3/4	3/4	1-11/16	0.27



AS954E S3.8.1

ASME B107.1





3/8" DRIVE DEEP SOCKETS - 12 POINT

- ▶ Proto® 12 Point Sockets are ideal for use on stubborn or damaged fasteners, and also on fasteners made from soft materials.
- ▶ TorquePlus™ features apply.

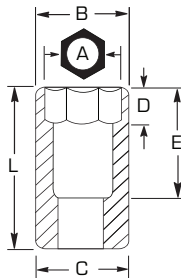


Product #	Size (in) (A)	Nut End Outside Dia. (in) (B)	Drive End Outside Dia. (in) (C)	Nut Depth (in) (D)	Bolt Clearance Depth (in) (E)	Overall Length (in) (L)	Weight (lbs)
J5008	1/4	13/32	21/32	5/16	1-11/16	2-1/8	0.10
J5010	5/16	15/32	21/32	13/32	1-11/16	2-1/8	0.10
J5011	11/32	1/2	21/32	25/64	1-11/16	2-1/8	0.09
J5012	1/4	35/64	21/32	13/32	1-11/16	2-1/8	0.10
J5014	3/32	21/32	21/32	7/16	1-11/16	2-1/8	0.12
J5016	1/2	23/32	23/32	33/64	1-11/16	2-1/8	0.14
J5018	9/16	51/64	51/64	19/32	1-11/16	2-1/8	0.18
J5020	5/8	7/8	7/8	43/64	2-5/16	2-3/4	0.24
J5022	11/16	15/16	15/16	43/64	2-5/16	2-3/4	0.30
J5024	3/4	1-1/64	1-1/64	43/64	2-5/16	2-3/4	0.33
J5026	13/16	1-5/64	1-5/64	43/64	2-5/16	2-3/4	0.36
J5028	7/8	1-15/64	1-15/64	1-3/16	2-5/16	2-3/4	0.43
J5030	15/16	1-15/64	1-15/64	1-3/16	2-5/16	2-3/4	0.46
J5032	1	1-5/16	1-5/16	1-3/16	2-5/16	2-3/4	0.54



AS954E S3.8.1

ASME B107.1



3/8" DRIVE METRIC DEEP SOCKETS - 12 POINT

METRIC

- ▶ Proto® 12 Point Sockets are ideal for use on stubborn or damaged fasteners, and also on fasteners made from soft materials.
- ▶ TorquePlus™ features apply.



Product #	Size (mm) (A)	Nut End Outside Dia. (in) (B)	Drive End Outside Dia. (in) (C)	Nut Depth (in) (D)	Bolt Clearance Depth (in) (E)	Overall Length (in) (L)	Weight (lbs)
J5006M	6	25/64	21/32	5/16	1-13/16	2-1/8	0.11
J5007M	7	25/64	21/32	25/64	1-47/64	2-1/8	0.09
J5008M	8	15/32	21/32	25/64	1-47/64	2-1/8	0.10
J5009M	9	33/64	21/32	25/64	1-47/64	2-1/8	0.11
J5010M	10	37/64	21/32	25/64	1-47/64	2-1/8	0.12
J5011M	11	21/32	7/16	1-11/16	1-47/64	2-1/8	0.13
J5012M	12	45/64	45/64	33/64	1-39/64	2-1/8	0.13
J5013M	13	23/32	23/32	33/64	1-39/64	2-1/8	0.13
J5014M	14	25/32	25/32	19/32	1-17/32	2-1/8	0.15
J5015M	15	55/64	55/64	21/32	2-7/64	2-3/4	0.15
J5016M	16	55/64	55/64	21/32	2-7/64	2-3/4	0.24
J5017M	17	15/16	15/16	21/32	2-7/64	2-3/4	0.27
J5018M	18	15/16	15/16	21/32	2-7/64	2-3/4	0.28
J5019M	19	1-1/64	1-1/64	11/16	2-1/16	2-3/4	0.30
J5020M	20	1-5/64	1-5/64	11/16	2-1/16	2-3/4	0.33
J5021M	21	1-5/64	1-5/64	11/16	2-1/16	2-3/4	0.34
J5022M	22	1-11/64	1-11/64	11/16	2-1/16	2-3/4	0.45
J5023M	23	1-7/32	1-11/64	1-3/16	1-37/64	2-3/4	0.54
J5026M	26	1-5/64	1-5/64	43/64	2-5/16	2-3/4	0.28



AS954E S3.8.1

ASME B107.5M



3/8" DRIVE DEEP BLACK OXIDE SOCKETS - 12 POINT

- › Black oxide finish - hand use only.
- › Proto® 12 Point Sockets are ideal for use on stubborn or damaged fasteners, and also on fasteners made from soft materials.
- › TorquePlus™ features apply.



Product #	Size (in) (A)	Nut End Outside Dia. (in) (B)	Drive End Outside Dia. (in) (C)	Nut Depth (in) (D)	Bolt Clearance Depth (in) (E)	Overall Length (in) (L)	Weight (lbs)
J5012B	3/8	35/64	21/32	25/64	1-3/8	2-1/8	0.10
J5014B	7/16	41/64	41/64	7/16	1-3/8	2-1/8	0.11
J5016B	1/2	23/32	23/32	33/64	1-3/8	2-1/8	0.13
J5018B	9/16	51/64	51/64	19/32	1-3/8	2-1/8	0.16
J5020B	5/8	7/8	7/8	43/64	2	2-3/4	0.26
J5022B	11/16	15/16	15/16	43/64	2	2-3/4	0.27
J5024B	3/4	1-1/64	1-1/64	43/64	2	2-3/4	0.33
J5028B	7/8	1-3/16	1-3/16	11/16	1-11/16	2-3/4	0.39
J5026B	13/16	1-5/64	1-5/64	43/64	2-5/64	2-3/4	0.25
J5030B	15/16	1-15/16	1-15/16	11/16	2-5/16	2-3/4	0.42
J5032B	1	1-5/16	1-5/16	11/16	2-5/16	2-3/4	0.47

AS954E S3.8.1 ASME B107.1

3/8" DRIVE SOCKETS - SPLINE

- › Proto® Spline tools are designed to service high tensile strength fasteners used widely on military and commercial aircraft and in heavy machinery applications where vibration is prevalent. They are also used in automotive and industrial areas where high performance torque needs to be achieved.
- › Spline sockets help tighten high-strength bolts to high torque loads. They help lower the force required to turn standard fasteners by allowing the torque load to be moved away from the corners to help prevent fastener rounding. They also turn fasteners with damaged corners.
- › Spline sockets on spline fasteners help deliver twice the torque of 12 point wrenches on double-box fasteners, and more torque than hex wrenches on hex fasteners.
- › Spline helps reduce foreign object debris (FOD) by having a precise fit between the fastening tool and its fastener.



Product #	Size (in) (A)	Spline Size	Nut End Outside Dia. (in) (B)	Drive End Outside Dia. (in) (C)	Nut Depth (in) (D)	Bolt Clearance Depth (in) (E)	Overall Length (in) (L)	Weight (lbs)
J5212SPL	3/8	#12	9/16	21/32	3/8	11/16	1	0.06
J5214SPL	7/16	#14	5/8	11/16	7/16	3/4	1-1/16	0.06
J5216SPL	1/2	#16	3/4	23/32	7/16	3/4	1-1/16	0.07
J5218SPL	9/16	#18	13/16	13/16	15/32	3/4	1-1/16	0.01
J5220SPL	5/8	#20	7/8	7/8	17/32	7/8	1-3/16	0.13



3/8" DRIVE DEEP SOCKETS - SPLINE

- › Proto® Spline tools are designed to service high tensile strength fasteners used widely on military and commercial aircraft and in heavy machinery applications where vibration is prevalent. They are also used in automotive and industrial areas where high performance torque needs to be achieved.
- › Spline sockets help tighten high-strength bolts to high torque loads. They help lower the force required to turn standard fasteners by allowing the torque load to be moved away from the corners to help prevent fastener rounding. They also turn fasteners with damaged corners.
- › Spline sockets on spline fasteners help deliver twice the torque of 12 point wrenches on double-box fasteners, and more torque than hex wrenches on hex fasteners.
- › Spline helps reduce foreign object debris (FOD) by having a precise fit between the fastening tool and its fastener.



Product #	Size (in) (A)	Spline Size	Nut End Outside Dia. (in) (B)	Drive End Outside Dia. (in) (C)	Nut Depth (in) (D)	Bolt Clearance Depth (in) (E)	Overall Length (in) (L)	Weight (lbs)
J5012DPL	3/8	#12	9/16	21/32	3/8	1-5/8	2-1/8	0.08
J5014DPL	7/16	#14	5/8	11/16	7/16	1-5/8	2-1/8	0.10
J5016DPL	1/2	#16	3/4	23/32	7/16	1-5/8	2-1/8	0.12
J5018DPL	9/16	#18	13/16	13/16	15/32	1-7/8	2-3/8	0.19
J5020DPL	5/8	#22	7/8	7/8	17/32	1-7/8	2-3/8	0.22



3/8" DRIVE UNIVERSAL SOCKETS - 6 POINT

- › Proto® 6 Point Sockets are ideal for use on stubborn or damaged fasteners, and also on fasteners made from soft materials.
- › TorquePlus™ features apply.



Product #	Size (in) (A)	Nut End Outside Dia. (in) (B)	Drive End Outside Dia. (in) (C)	Nut Depth (in) (D)	Bolt Clearance Depth (in) (E)	Overall Length (in) (L)	Weight (lbs)
J5272HA	5/16	15/32	23/32	5/16	27/64	1-3/4	0.10
J5273HA	3/8	35/64	23/32	5/16	27/64	1-3/4	0.11
J5274HA	7/16	41/64	23/32	3/8	27/64	1-3/4	0.10
J5275HA	1/2	23/32	23/32	11/32	33/64	1-3/4	0.10
J5276HA	9/16	25/32	23/32	3/8	17/32	1-27/32	0.11
J5277HA	5/8	7/8	23/32	3/8	39/64	1-27/32	0.15
J5278HA	11/16	31/32	23/32	7/16	5/8	1-7/8	0.15
J5279HA	3/4	1	23/32	7/16	43/64	1-7/8	0.14



ASME B107.1

3/8" DRIVE METRIC UNIVERSAL SOCKETS - 6 POINT

- › Proto® 6 Point Sockets are ideal for use on stubborn or damaged fasteners, and also on fasteners made from soft materials.
- › TorquePlus™ features apply.



METRIC

Product #	Size (mm) (A)	Nut End Outside Dia. (in) (B)	Drive End Outside Dia. (in) (C)	Nut Depth (in) (D)	Bolt Clearance Depth (in) (E)	Overall Length (in) (L)	Weight (lbs)
J5270HAM	7	27/64	23/32	5/16	7/16	1-49/64	0.11
J5271HAM	8	29/64	23/32	5/16	7/16	1-49/64	0.04
J5273HAM	10	35/64	23/32	11/32	7/16	1-49/64	0.11
J5274HAM	11	19/32	23/32	11/32	7/16	1-49/64	0.11
J5275HAM	12	21/32	23/32	11/32	7/16	1-49/64	0.10
J5276HAM	13	23/32	23/32	11/32	7/16	1-49/64	0.10
J5277HAM	14	25/32	23/32	3/8	31/64	1-7/8	0.11
J5278HAM	15	51/64	23/32	3/8	31/64	1-7/8	0.12
J5279HAM	16	55/64	23/32	13/32	33/64	1-57/64	0.15
J5280HAM	17	15/16	23/32	13/32	33/64	1-57/64	0.15
J5281HAM	18	63/64	23/32	7/16	33/64	1-57/64	0.15
J5282HAM	19	1-1/64	23/32	15/32	17/32	1-59/64	0.16



ASME B107.5M

3/8" DRIVE DEEP UNIVERSAL SOCKETS - 6 POINT

- › Universal sockets permit turning at an angle up to 65° where obstructions may prevent a straight application.
- › Proto® 6 Point Sockets are ideal for use on stubborn or damaged fasteners, and also on fasteners made from soft materials.



Product #	Size (in) (A)	Nut End Outside Dia. (in) (B)	Drive End Outside Dia. (in) (C)	Nut Depth (in) (D)	Bolt Clearance Depth (in) (E)	Overall Length (in) (L)	Weight (lbs)
J5274LHA	7/16	5/8	23/32	11/32	1-1/8	1-3/8	0.16
J5275LHA	1/2	23/32	23/32	3/4	1-1/8	1-3/8	0.16
J5276LHA	9/16	25/32	23/32	3/4	1-31/32	2-3/8	0.18
J5277LHA	5/8	7/8	23/32	3/4	1-31/32	2-3/8	0.19





3/8" DRIVE UNIVERSAL SOCKETS - 12 POINT

- › Proto® 12 Point Sockets are ideal for use on stubborn or damaged fasteners, and also on fasteners made from soft materials.
- › TorquePlus™ features apply.



Product #	Size (in) (A)	Nut End Outside Dia. (in) (B)	Drive End Outside Dia. (in) (C)	Nut Depth (in) (D)	Bolt Clearance Depth (in) (E)	Overall Length (in) (L)	Weight (lbs)
J5272A	5/16	15/32	23/32	5/16	27/64	1-3/4	0.10
J5273A	3/8	35/64	23/32	11/32"	27/64	1-3/4	0.11
J5274A	7/16	41/64	23/32	3/8	27/64	1-3/4	0.11
J5275A	1/2	23/32	23/32	11/32	33/64	1-3/4	0.11
J5276A	9/16	25/32	25/32	3/8	17/32	1-27/32	0.15
J5277A	5/8	7/8	7/8	3/8	39/64	1-27/32	0.17
J5278A	11/16	31/32	7/8	7/16	5/8	1-7/8	0.19
J5279A	3/4	1	7/8	7/16	43/64	1-7/8	0.23
J5280A	13/16	1-3/32	25/32	13/32	9/16	1-7/8	0.27
J5281A	7/8	1-3/16	25/32	17/32	5/8	1-61/64	0.31
J5282A	15/16	1-1/4	25/32	17/32	5/8	1-61/64	0.35
J5283A	1	1-11/32	25/32	9/16	45/64	2	0.39

AS954E S3.8.1 ASME B107.1

3/8" DRIVE METRIC UNIVERSAL SOCKETS - 12 POINT

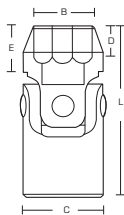
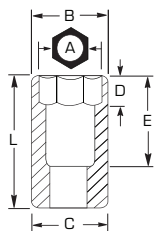
METRIC

- › Proto® 12 Point Sockets are ideal for use on stubborn or damaged fasteners, and also on fasteners made from soft materials.
- › TorquePlus™ features apply.



Product #	Size (mm) (A)	Nut End Outside Dia. (in) (B)	Drive End Outside Dia. (in) (C)	Nut Depth (in) (D)	Bolt Clearance Depth (in) (E)	Overall Length (in) (L)	Weight (lbs)
J5272AM	9	33/64	23/32	5/16	25/64	1-3/4	0.10
J5273AM	10	35/64	23/32	11/32	25/64	1-3/4	0.10
J5274AM	11	19/32	23/32	11/32	25/64	1-3/4	0.12
J5275AM	12	21/32	23/32	11/32	1/2	1-3/4	0.10
J5276AM	13	23/32	23/32	11/32	1/2	1-3/4	0.11
J5277AM	14	25/32	23/32	3/8	33/64	1-7/8	0.13
J5278AM	15	13/16	23/32	3/8	41/64	1-7/8	0.12
J5279AM	16	55/64	23/32	13/32	33/64	1-57/64	0.12
J5280AM	17	15/16	23/32	7/16	33/64	1-57/64	0.15
J5281AM	18	63/64	23/32	7/16	33/64	1-57/64	0.16
J5282AM	19	63/64	23/32	15/32	17/32	1-59/64	0.15

ASME B107.5M



3/8" DRIVE SPARK PLUG SOCKETS - 6 POINT

- › With rubber insert.



Product #	Size (in) (A)	Nut End Outside Dia. (in) (B)	Overall Length (in) (L)	Weight (lbs)
J5020-50	5/8	3/16	2-1/2	0.21
J5026HPA	13/16	19/64	2-3/4	0.35



3/8" DRIVE UNIVERSAL SPARK PLUG SOCKETS - 6 POINT

- ▶ With rubber insert.



Product #	Size (in) (A)	Nut End Outside Dia. (in) (B)	Drive End Outside Dia. (in) (C)	Nut Depth (in) (D)	Overall Length (in) (L)	Weight (lbs)
J5020-70A	5/8	27/32	23/32	5/16	3-19/64	0.26
J5026-50A	13/16	1-1/16	23/32	5/16	3-3/8	0.34

3/8" DRIVE DRAG LINK SOCKET

Product #	Size (in)	Tip Width (in)	Overall Length (in)	Weight (lbs)
J5244	11/16	1/8	1-1/8	0.06



3/8" DRIVE SLOTTED SCREWDRIVER BIT SOCKETS

Product #	Tip Size	Tip Width (in)	Overall Length (in)	Weight (lbs)
J5246	1/4	1/32	1-13/16	0.01
J5240A	5/16	3/64	3	0.13



3/8" DRIVE PHILLIPS® SCREWDRIVER BIT SOCKETS

- ▶ Two piece design allows replacement of worn bits.
- ▶ Bit holders have a hex opening to hold the bit allowing the bit holder to take the full load of torque.

Product #	Tip Size	Overall Length (in)	Weight (lbs)
J5241	#2	1-31/32	0.11
J5242	#3	1-31/32	0.12
J5243	#4	1-31/32	0.12



3/8" DRIVE TORX® SCREWDRIVER BIT SOCKETS

Product #	Torx® Size	Bit Length (in)	Overall Length (in)	Weight (lbs)
J5239-10W	T10	5/8	1-23/32	0.10
J5239-15W	T15	5/8	1-23/32	0.10
J5239-20W	T20	5/8	1-23/32	0.10
J5239-25W	T25	5/8	1-23/32	0.10
J5239-27W	T27	5/8	1-23/32	0.10
J5239-30W	T30	7/8	1-23/32	0.12
J5239-40W	T40	7/8	1-23/32	0.11
J5239-45W	T45	7/8	1-23/32	0.12
J5239-50W	T50	7/8	1-23/32	0.12
J5239-55W	T55	7/8	1-23/32	0.13



3/8" DRIVE HEX BIT SOCKETS

- › Made using a heat-treated alloy for wear-resistance which helps minimize distortion for a long life.
- › Hex opening holds the bit allowing the bit holder to take the torque load.

Product #	Size (in)	Bit Length (in)	Overall Length (in)	Weight (lbs)
J49901/8	1/8	1-5/8	2-23/32	0.12
J49905/32	5/32	1-5/8	2-23/32	0.12
J49903/16	3/16	1-5/8	2-23/32	0.12
J49907/32	7/32	1-5/8	2-23/32	0.12
J49901/4	1/4	1-5/8	2-23/32	0.12
J49905/16	5/16	1-5/8	2-23/32	0.13
J49903/8	3/8	1-5/8	2-23/32	0.15



3/8" DRIVE SHORT HEX BIT SOCKETS

- › Made using a heat-treated alloy for wear-resistance which helps minimize distortion for a long life.
- › Hex opening holds the bit allowing the bit holder to take the torque load.

Product #	Size (in)	Bit Length (in)	Overall Length (in)	Weight (lbs)
J49901/8ST	1/8	3/4	1-13/16	0.10
J49905/32ST	5/32	3/4	1-13/16	0.11
J49903/16ST	3/16	3/4	1-13/16	0.10
J49907/32ST	7/32	3/4	1-13/16	0.10
J49901/4ST	1/4	3/4	1-13/16	0.11
J49905/16ST	5/16	3/4	1-13/16	0.11
J49903/8ST	3/8	3/4	1-13/16	0.12



3/8" DRIVE EXTRA-LONG HEX BIT SOCKETS

- › Made using a heat-treated alloy for wear-resistance which helps minimize distortion for a long life.

Product #	Size (in)	Bit Length (in)	Overall Length (in)	Weight (lbs)
J49901/8XL	1/8	5	6-3/32	0.08
J49905/32XL	5/32	5	6-3/32	0.12
J49903/16XL	3/16	5	6-3/32	0.12
J49907/32XL	7/32	5	6-3/32	0.13
J49901/4XL	1/4	5	6-3/32	0.17
J49905/16XL	5/16	5	6-3/32	0.21
J49903/8XL	3/8	5	6-3/32	0.26



3/8" DRIVE BALL END EXTRA-LONG HEX BIT SOCKETS

- › Ball style head to turn a hex fastener at different angles in hard to reach places.
- › Made of alloy steel.
- › Polished chrome finish socket.

Product #	Size (in)	Bit Length (in)	Overall Length (in)	Weight (lbs)
J4904BD	1/8	5	6-3/32	0.19
J4905BD	5/32	5	6-3/32	0.17
J4906BD	3/16	5	6-3/32	0.17
J4907BD	7/32	5	6-3/32	0.16
J4908BD	1/4	5	6-3/32	0.17
J4910BD	5/16	5	6-3/32	0.22
J4912BD	3/8	5	6-3/32	0.28





3/8" DRIVE METRIC HEX BIT SOCKETS



- › Made using a heat-treated alloy for wear-resistance which helps minimize distortion for a long life.
- › Hex opening holds the bit allowing the bit holder to take the torque load.

Product #	Size (mm)	Bit Length (in)	Overall Length (in)	Weight (lbs)
J4990-4M	4	1-5/8	2-23/32	0.12
J4990-5M	5	1-5/8	2-23/32	0.12
J4990-6M	6	1-5/8	2-23/32	0.12
J4990-7M	7	1-5/8	2-23/32	0.12
J4990-8M	8	1-5/8	2-23/32	0.13
J4990-9M	9	1-5/8	2-23/32	0.15
J4990-10M	10	1-5/8	2-23/32	0.16



3/8" DRIVE METRIC SHORT HEX BIT SOCKETS



- › Made of alloy steel. Polished chrome finish.
- › Made using a heat-treated alloy for wear-resistance which helps minimize distortion for a long life.
- › Hex opening holds the bit allowing the bit holder to take the torque load.

Product #	Size (mm)	Bit Length (in)	Overall Length (in)	Weight (lbs)
J4990-4MST	4	11/16	1-25/32	0.08
J4990-5MST	5	11/16	1-25/32	0.10
J4990-6MST	6	11/16	1-25/32	0.10
J4990-7MST	7	11/16	1-25/32	0.11
J4990-8MST	8	11/16	1-25/32	0.10
J4990-9MST	9	11/16	1-25/32	0.11
J4990-10MST	10	11/16	1-25/32	0.12



3/8" DRIVE METRIC EXTRA-LONG HEX BIT SOCKETS



- › Made using a heat-treated alloy for wear-resistance which helps minimize distortion for a long life.

Product #	Size (mm)	Bit Length (in)	Overall Length (in)	Weight (lbs)
J4990-4MXL	4	13/64	6-3/32	0.10
J4990-5MXL	5	13/64	6-3/32	0.17
J4990-6MXL	6	13/64	6-3/32	0.17
J4990-7MXL	7	13/64	6-3/32	0.17
J4990-8MXL	8	13/64	6-3/32	0.21
J4990-10MXL	10	13/64	6-3/32	0.28



3/8" DRIVE CROWFOOT WRENCHES

Product #	Size (in)	Overall Length (in)	Weight (lbs)
J4912CF	3/8	1-13/64	0.06
J4914CF	7/16	1-3/16	0.06
J4916CF	1/2	1-5/16	0.07
J4918CF	9/16	1-9/32	0.07
J4920CF	5/8	1-1/2	0.09
J4922CF	11/16	1-31/64	0.09
J4924CF	3/4	1-41/64	0.11
J4926CF	13/16	1-5/8	0.11
J4928CF	7/8	1-19/32	0.12
J4930CF	15/16	1-5/8	0.13
J4932CF	1	1-49/64	0.13
J4934CF	1-1/16	2-3/16	0.24
J4936CF	1-1/8	2-7/32	0.24
J4938CF	1-3/16	2-9/32	0.24
J4940CF	1-1/4	2-5/32	0.21
J4942CF	1-5/16	2-1/2	0.25
J4944CF	1-3/8	2-1/2	0.29
J4946CF	1-7/16	2-5/8	0.29
J4948CF	1-1/2	2-11/16	0.33
J4950CF	1-9/16	2-3/4	0.34
J4952CF	1-5/8	2-13/16	0.38
J4954CF	1-11/16	2-15/16	0.36
J4956CF	1-3/4	2-15/16	0.39
J4958CF	1-13/16	3-1/16	0.40
J4960CF	1-7/8	3-1/8	0.45
J4962CF	1-15/16	3-1/4	0.49
J4964CF	2	3-3/8	0.73
J4966CF	2-1/16	3-7/16	0.71
J4968CF	2-1/8	3-7/16	0.74
J4970CF	2-3/16	3-5/8	0.78
J4972CF	2-1/4	3-11/16	0.89
J4974CF	2-5/16	3-3/4	0.90
J4976CF	2-3/8	3-15/16	1.01
J4978CF	2-7/16	4-1/4	1.03
J4980CF	2-1/2	4-1/4	1.10
J4982CF	2-9/16	4-5/16	1.11
J4984CF	2-5/8	4-1/2	1.27
J4986CF	2-11/16	4-9/16	1.34
J4988CF	2-3/4	4-11/16	1.37
J4990CF	2-13/16	4-13/16	1.38
J4992CF	2-7/8	4-15/16	1.52
J4994CF	2-15/16	4-15/16	1.58
J4996CF	3	5	1.55



ASME B107.21

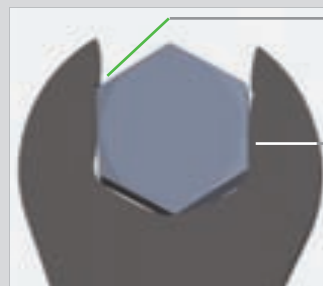


- Crowfoot wrenches are used in hard to reach, restricted access situations where a standard wrench or ratchet cannot reach.
- Anti-Slip Design Open End (ASD).
- The arched surfaces are designed to spread the contact forces over a greater area and they keep the loads off the corners of the fastener which helps prevent fastener rounding.
- Broad size range ensures the right tool for the application will be available.
- Typically used in lower torque applications.
- Full Polish finish provides corrosion resistance and easy to clean surfaces.
- Locking hole on 3/8" drive crowfoot wrenches available on fractional openings 1" and larger.

FEATURES AND BENEFITS — ANTI-SLIP DESIGN (ASD)

Crowfoot Wrenches may feel somewhat loose going onto the fastener.

However, when it turns and the groove engages with the corner of the fastener, the fit will be very precise.



The notch locks the fastener head into position.

The curved jaw holds the fastener tightly.



3/8" DRIVE METRIC CROWFOOT WRENCHES



- › Crowfoot wrenches are used in hard to reach, restricted access situations where a standard wrench or ratchet cannot reach.
- › Anti-Slip Design Open End (ASD).
- › The arched surfaces are designed to spread the contact forces over a greater area and they keep the loads off the corners of the fastener which helps prevent fastener rounding.
- › Broad size range ensures the right tool for the application will be available.
- › Typically used in lower torque applications.
- › Full Polish finish provides corrosion resistance and easy to clean surfaces.
- › Locking hole feature helps keep the crowfoot wrench engaged on the extension during use reducing downtime due to detachment of crowfoot in awkward spaces.
- › Use with locking extensions to reach into spaces too small for a mechanic's arm or where the fastener is out of site.
- › Locking hole on 3/8" drive crowfoot wrenches available on fractional openings 1" and larger.

Product #	Overall Length		Weight (lbs)
	Size (mm)	(in)	
J4909MCF	9	1-5/6	0.05
J4910MCF	10	1-11/32	0.05
J4911MCF	11	1-3/8	0.07
J4912MCF	12	1-15/32	0.07
J4913MCF	13	1-1/2	0.06
J4914MCF	14	1-1/2	0.07
J4915MCF	15	1-5/8	0.10
J4916MCF	16	1-21/32	0.09
J4917MCF	17	1-23/32	0.10
J4918MCF	18	1-15/16	0.13
J4919MCF	19	1-15/16	0.13
J4920MCF	20	2-1/16	0.13
J4921MCF	21	2-3/32	0.14
J4922MCF	22	2-7/32	0.15
J4923MCF	23	2-11/32	0.19
J4924MCF	24	2-13/32	0.19



ASME B107.21



3/8" DRIVE FLARE NUT CROWFOOT WRENCHES - 6 POINT

- › Flare Nut Crowfoot wrenches are used in hard to reach or restricted access situations where a standard flare nut wrench cannot reach.
- › The flare nut slot opening is used to slide over hydraulic lines or other hoses which allows for easy access to hex connectors at ends.
- › Typically used in low torque applications.
- › Full polish finish provides corrosion resistance and easy to clean surfaces.
- › Locking hole feature helps keep the crowfoot engaged on the extension during use, helping to reduce downtime and improve working efficiency.
- › Use with locking extensions to reach into small spaces where the fastener is out of sight.

Product #	Overall Length		Weight (lbs)
	Size (in)	(in)	
J4912HFL	3/8	1-13/16	0.07
J4914HFL	7/16	1-1/2	0.08
J4916HFL	1/2	1-5/8	0.10
J4918HFL	9/16	1-5/8	0.11
J4920HFL	5/8	1-3/4	0.13
J4922HFL	11/16	1-13/16	0.13
J4924HFL	3/4	1-15/16	0.16
J4926HFL	13/16	2	0.18





3/8" DRIVE METRIC FLARE NUT CROWFOOT WRENCHES - 6 POINT



- › Flare Nut Crowfoot wrenches are used in hard to reach or restricted access situations where a standard flare nut wrench cannot reach.
- › The flare nut slot opening is used to slide over hydraulic lines or other hoses which allows for easy access to hex connectors at ends.
- › Typically used in low torque applications.
- › Full polish finish provides corrosion resistance and easy to clean surfaces.
- › Locking hole feature helps keep the crowfoot engaged on the extension during use, helping to reduce downtime and improve working efficiency.
- › Use with locking extensions to reach into small spaces where the fastener is out of sight.

Product #	Size (mm)	Overall Length (in)	Weight (lbs)
J4909MHFL	9	1-5/16	0.07
J4910MHFL	10	1-3/8	0.07
J4911MHFL	11	1-1/2	0.08
J4912MHFL	12	1-1/2	0.08
J4913MHFL	13	1-9/16	0.09
J4914MHFL	14	1-5/8	0.11
J4915MHFL	15	1-11/16	0.11
J4916MHFL	16	1-3/4	0.12
J4917MHFL	17	1-3/4	0.13
J4918MHFL	18	1-13/16	0.14



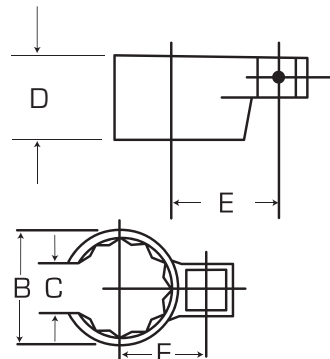
3/8" DRIVE FLARE NUT CROWFOOT WRENCHES - 12 POINT

- › Designed for speed and safety.
- › Special heat-treated alloy steel helps increase strength and durability.
- › 12 point box end allows for fine indexing, helping to improve speed and access. Fits 4, 6 and 12 point fasteners.
- › Full Polish finish provides corrosion resistance and easy to clean surfaces.
- › Locking hole helps hold crowfoot in place during use.
- › Use with a locking extension to help prevent tool loss in awkward locations.

Product #	Size (in) (B)	Weight (lbs)
J4920FL	5/8	0.09
J4922FL	11/16	0.10
J4924FL	3/4	0.12
J4926FL	13/16	0.12
J4928FL	7/8	0.16
J4930FL	15/16	0.17
J4932FL	1	0.18
J4934FL	1-1/16	0.20



ASME B107.21



1/2" DRIVE 65 PIECE COMBINATION SOCKET SET - 8 AND 12 POINT

Product #: J54130

- ▶ 8 Point Standard: 3/8, 7/16, 1/2, 9/16, 5/8, 11/16, 3/4, 13/16, 7/8, 1 Inch.
- ▶ 12 Point Standard: 3/8, 7/16, 1/2, 9/16, 19/32, 5/8, 11/16, 3/4, 25/32, 13/16, 7/8, 29/32, 15/16, 1, 1-1/16, 1-1/8, 1-3/16, 1-1/4, 1-5/16, 1-3/8, 1-7/16, 1-1/2 Inch.
- ▶ 12 Point Deep: 1/2, 9/16, 5/8, 11/16, 3/4, 13/16, 7/8, 15/16, 1, 1-1/16, 1-1/8, 1-1/4 Inch.
- ▶ 12 Point Universal: 1/2, 9/16, 5/8 Inch.
- ▶ Bit Sockets: Hex 1/4, 5/16, 3/8, 7/16, 1/2, 9/16, 5/8 Inch
- ▶ Accessories: 1/2 Inch Drive Drag Link, Heavy-Duty Ratchet, Ratchet Adapter, Long Handle Ratchet, 2-1/2, 5, and 10 Inch Extensions, Hinge Handle, Universal Joint, Speed Handle, Sliding T-Handle.
- ▶ 4-Drawer Top Chest With Tray.
- ▶ Weight (lbs): 82.00



Contents	Description	ASME Spec.	AS Spec.
J5412	Socket, 1/2" DR 3/8" 12 PT	ASME B107.1	AS954E S3.8.1
J5414	Socket, 1/2" DR 7/16" 12 PT	ASME B107.1	AS954E S3.8.1
J5416	Socket, 1/2" DR 1/2" 12 PT	ASME B107.1	AS954E S3.8.1
J5418	Socket, 1/2" DR 9/16" 12 PT	ASME B107.1	AS954E S3.8.1
J5419	Socket, 1/2" DR 19/32" 12 PT	ASME B107.1	AS954E S3.8.1
J5420	Socket, 1/2" DR 5/8" 12 PT	ASME B107.1	AS954E S3.8.1
J5422	Socket, 1/2" DR 11/16" 12 PT	ASME B107.1	AS954E S3.8.1
J5424	Socket, 1/2" DR 3/4" 12 PT	ASME B107.1	AS954E S3.8.1
J5425	Socket, 1/2" DR 25/32" 12 PT	ASME B107.1	AS954E S3.8.1
J5426	Socket, 1/2" DR 13/16" 12 PT	ASME B107.1	AS954E S3.8.1
J5428	Socket, 1/2" DR 7/8" 12 PT	ASME B107.1	AS954E S3.8.1
J5429	Socket, 1/2" DR 29/32" 12 PT	ASME B107.1	AS954E S3.8.1
J5430	Socket, 1/2" DR 15/16" 12 PT	ASME B107.1	AS954E S3.8.1
J5432	Socket, 1/2" DR 1" 12 PT	ASME B107.1	AS954E S3.8.1
J5434	Socket, 1/2" DR 1-1/16" 12 PT	ASME B107.1	AS954E S3.8.1
J5436	Socket, 1/2" DR 1-1/8" 12 PT	ASME B107.1	AS954E S3.8.1
J5438	Socket, 1/2" DR 1-3/16" 12 PT	ASME B107.1	AS954E S3.8.1
J5440	Socket, 1/2" DR 1-1/4" 12 PT	ASME B107.1	AS954E S3.8.1
J5442	Socket, 1/2" DR 1-5/16" 12 PT	ASME B107.1	AS954E S3.8.1

(CONTINUED ON NEXT PAGE)



1/2" DRIVE 65 PIECE COMBINATION SOCKET SET - 8 AND 12 POINT (CONTINUED)

Contents	Description	ASME Spec.	AS Spec.
J5444	Socket, 1/2" DR 1-3/8" 12 PT	ASME B107.1	AS954E S3.8.1
J5446	Socket, 1/2" DR 1-7/16" 12 PT	ASME B107.1	AS954E S3.8.1
J5448	Socket, 1/2" DR 1-1/2" 12 PT	ASME B107.1	AS954E S3.8.1
J5316	Socket, 1/2" DR 1/2" 12 PT Deep	ASME B107.1	AS954E S3.8.1
J5318	Socket, 1/2" DR 9/16" 12 PT Deep	ASME B107.1	AS954E S3.8.1
J5320	Socket, 1/2" DR 5/8" 12 PT Deep	ASME B107.1	AS954E S3.8.1
J5322	Socket, 1/2" DR 11/16" 12 PT Deep	ASME B107.1	AS954E S3.8.1
J5324	Socket, 1/2" DR 3/4" 12 PT Deep	ASME B107.1	AS954E S3.8.1
J5326	Socket, 1/2" DR 13/16" 12 PT Deep	ASME B107.1	AS954E S3.8.1
J5328	Socket, 1/2" DR 7/8" 12 PT Deep	ASME B107.1	AS954E S3.8.1
J5330	Socket, 1/2" DR 15/16" 12 PT Deep	ASME B107.1	AS954E S3.8.1
J5332	Socket, 1/2" DR 1" 12 PT Deep	ASME B107.1	AS954E S3.8.1
J5334	Socket, 1/2" DR 1-1/16" 12 PT Deep	ASME B107.1	AS954E S3.8.1
J5336	Socket, 1/2" DR 1-1/8" 12 PT Deep	ASME B107.1	AS954E S3.8.1
J5340	Socket, 1/2" DR 1-1/4" 12 PT Deep	ASME B107.1	AS954E S3.8.1
J5475	Socket, Universal 1/2" DR 1/2" 12 PT	ASME B107.1	AS954E S3.8.1
J5476	Socket, Universal 1/2" DR 9/16" 12 PT	ASME B107.1	AS954E S3.8.1
J5477	Socket, Universal 1/2" DR 5/8" 12 PT	ASME B107.1	AS954E S3.8.1
J5412S	Socket, 1/2" DR 3/8" 8 PT	ASME B107.1	
J5414S	Socket, 1/2" DR 7/16" 8 PT	ASME B107.1	
J5416S	Socket, 1/2" DR 1/2" 8 PT	ASME B107.1	
J5418S	Socket, 1/2" DR 9/16" 8 PT	ASME B107.1	
J5420S	Socket, 1/2" DR 5/8" 8 PT	ASME B107.1	
J5422S	Socket, 1/2" DR 11/16" 8 PT	ASME B107.1	
J5424S	Socket, 1/2" DR 3/4" 8 PT	ASME B107.1	
J5426S	Socket, 1/2" DR 13/16" 8 PT	ASME B107.1	
J5428S	Socket, 1/2" DR 7/8" 8 PT	ASME B107.1	
J5432S	Socket, 1/2" DR 1" 8 PT	ASME B107.1	
J54411/4	Socket, Hex Bit 1/2" DR 1/4"		
J54415/16	Socket, Hex Bit 1/2" DR 5/16"		
J54413/8	Socket, Hex Bit 1/2" DR 3/8"		
J54417/16	Socket, Hex Bit 1/2" DR 7/16"		
J54411/2	Socket, Hex Bit 1/2" DR 1/2"		
J54419/16	Socket, Hex Bit 1/2" DR 9/16"		
J54415/8	Socket, Hex Bit 1/2" DR 5/8"		
J5444A	Socket, 1/2" DR Drag Link 3/4"		
J5470A	Socket, 1/2" DR Universal Joint	ASME B107.500	
J5447	Ratchet, Adapter 1/2" DR 2-21/32"	ASME B107.500	
J5449	Ratchet, 1/2" DR Standard Length Classic Pear Head 10"	ASME B107.500	
J5450	Ratchet, 1/2" DR Long Classic Pear Head 16"	ASME B107.500	
J5460	Extension, 1/2" DR 2-1/2"	ASME B107.500	AS 4283
J5461	Extension, 1/2" DR 5"	ASME B107.500	AS 4283
J5463	Extension, 1/2" DR 10"	ASME B107.500	AS 4283
J5468	Handle, Hinge 1/2" DR 18-5/8"	ASME B107.500	AS 4283
J5480G	Handle, Speed 1/2" DR 18"	ASME B107.500	
J5485	Handle, Sliding T 1/2" DR 12-15/16"	ASME B107.500	
J442715-4RD-D	27" Chest with Drop Front Red		



1/2" DRIVE 65 PIECE COMBINATION SOCKET SET - 8 AND 12 POINT

Product #: J54132



- ▶ 8 Point Standard: 3/8, 7/16, 1/2, 9/16, 5/8, 11/16, 3/4, 13/16, 7/8, 1 Inch.
- ▶ 12 Point Standard: 3/8, 7/16, 1/2, 9/16, 19/32, 5/8, 11/16, 3/4, 25/32, 13/16, 7/8, 29/32, 15/16, 1, 1-1/16, 1-1/8, 1-3/16, 1-1/4, 1-5/16, 1-3/8, 1-7/16, 1-1/2 Inch.
- ▶ 12 Point Deep: 1/2, 9/16, 5/8, 11/16, 3/4, 13/16, 7/8, 15/16, 1, 1-1/16, 1-1/8, 1-1/4 Inch.
- ▶ 12 Point Universal: 1/2, 9/16, 5/8 Inch.
- ▶ Bit Sockets: Hex 1/4, 5/16, 3/8, 7/16, 1/2, 9/16, and 5/8 Inch.
- ▶ Accessories: 1/2 Inch Drive Drag Link, Heavy-Duty Ratchet, Ratchet Adapter, Long Handle Ratchet, 2-1/2, 5, and 10 Inch Extensions, 18-5/8 Inch Hinge Handle, Universal Joint, 18 Inch Speed Handle, and Sliding T-Handle.
- ▶ Weight (lbs): 27.52



Contents	Description	ASME Spec.	AS Spec.
J5412	Socket, 1/2" DR 3/8" 12 PT	ASME B107.1	AS954E S3.8.1
J5414	Socket, 1/2" DR 7/16" 12 PT	ASME B107.1	AS954E S3.8.1
J5416	Socket, 1/2" DR 1/2" 12 PT	ASME B107.1	AS954E S3.8.1
J5418	Socket, 1/2" DR 9/16" 12 PT	ASME B107.1	AS954E S3.8.1
J5419	Socket, 1/2" DR 19/32" 12 PT	ASME B107.1	AS954E S3.8.1
J5420	Socket, 1/2" DR 5/8" 12 PT	ASME B107.1	AS954E S3.8.1
J5422	Socket, 1/2" DR 11/16" 12 PT	ASME B107.1	AS954E S3.8.1
J5424	Socket, 1/2" DR 3/4" 12 PT	ASME B107.1	AS954E S3.8.1
J5425	Socket, 1/2" DR 25/32" 12 PT	ASME B107.1	AS954E S3.8.1
J5426	Socket, 1/2" DR 13/16" 12 PT	ASME B107.1	AS954E S3.8.1
J5428	Socket, 1/2" DR 7/8" 12 PT	ASME B107.1	AS954E S3.8.1
J5429	Socket, 1/2" DR 29/32" 12 PT	ASME B107.1	AS954E S3.8.1
J5430	Socket, 1/2" DR 15/16" 12 PT	ASME B107.1	AS954E S3.8.1
J5432	Socket, 1/2" DR 1" 12 PT	ASME B107.1	AS954E S3.8.1
J5434	Socket, 1/2" DR 1-1/16" 12 PT	ASME B107.1	AS954E S3.8.1
J5436	Socket, 1/2" DR 1-1/8" 12 PT	ASME B107.1	AS954E S3.8.1

(CONTINUED ON NEXT PAGE)





1/2" DRIVE 65 PIECE COMBINATION SOCKET SET - 8 AND 12 POINT (CONTINUED)

Contents	Description	ASME Spec.	AS Spec.
J5438	Socket, 1/2" DR 1-3/16" 12 PT	ASME B107.1	AS954E S3.8.1
J5440	Socket, 1/2" DR 1-1/4" 12 PT	ASME B107.1	AS954E S3.8.1
J5442	Socket, 1/2" DR 1-5/16" 12 PT	ASME B107.1	AS954E S3.8.1
J5444	Socket, 1/2" DR 1-3/8" 12 PT	ASME B107.1	AS954E S3.8.1
J5446	Socket, 1/2" DR 1-7/16" 12 PT	ASME B107.1	AS954E S3.8.1
J5448	Socket, 1/2" DR 1-1/2" 12 PT	ASME B107.1	AS954E S3.8.1
J5316	Socket, 1/2" DR 1/2" 12 PT Deep	ASME B107.1	AS954E S3.8.1
J5318	Socket, 1/2" DR 9/16" 12 PT Deep	ASME B107.1	AS954E S3.8.1
J5320	Socket, 1/2" DR 5/8" 12 PT Deep	ASME B107.1	AS954E S3.8.1
J5322	Socket, 1/2" DR 11/16" 12 PT Deep	ASME B107.1	AS954E S3.8.1
J5324	Socket, 1/2" DR 3/4" 12 PT Deep	ASME B107.1	AS954E S3.8.1
J5326	Socket, 1/2" DR 13/16" 12 PT Deep	ASME B107.1	AS954E S3.8.1
J5328	Socket, 1/2" DR 7/8" 12 PT Deep	ASME B107.1	AS954E S3.8.1
J5330	Socket, 1/2" DR 15/16" 12 PT Deep	ASME B107.1	AS954E S3.8.1
J5332	Socket, 1/2" DR 1" 12 PT Deep	ASME B107.1	AS954E S3.8.1
J5334	Socket, 1/2" DR 1-1/16" 12 PT Deep	ASME B107.1	AS954E S3.8.1
J5336	Socket, 1/2" DR 1-1/8" 12 PT Deep	ASME B107.1	AS954E S3.8.1
J5340	Socket, 1/2" DR 1-1/4" 12 PT Deep	ASME B107.1	AS954E S3.8.1
J5475	Socket, Universal 1/2" DR 1/2" 12 PT	ASME B107.1	AS954E S3.8.1
J5476	Socket, Universal 1/2" DR 9/16" 12 PT	ASME B107.1	AS954E S3.8.1
J5477	Socket, Universal 1/2" DR 5/8" 12 PT	ASME B107.1	AS954E S3.8.1
J5412S	Socket, 1/2" DR 3/8" 8 PT	ASME B107.1	
J5414S	Socket, 1/2" DR 7/16" 8 PT	ASME B107.1	
J5416S	Socket, 1/2" DR 1/2" 8 PT	ASME B107.1	
J5418S	Socket, 1/2" DR 9/16" 8 PT	ASME B107.1	
J5420S	Socket, 1/2" DR 5/8" 8 PT	ASME B107.1	
J5422S	Socket, 1/2" DR 11/16" 8 PT	ASME B107.1	
J5424S	Socket, 1/2" DR 3/4" 8 PT	ASME B107.1	
J5426S	Socket, 1/2" DR 13/16" 8 PT	ASME B107.1	
J5428S	Socket, 1/2" DR 7/8" 8 PT	ASME B107.1	
J5432S	Socket, 1/2" DR 1" 8 PT	ASME B107.1	
J54411/4	Socket, Hex Bit 1/2" DR 1/4"		
J54415/16	Socket, Hex Bit 1/2" DR 5/16"		
J54413/8	Socket, Hex Bit 1/2" DR 3/8"		
J54417/16	Socket, Hex Bit 1/2" DR 7/16"		
J54411/2	Socket, Hex Bit 1/2" DR 1/2"		
J54419/16	Socket, Hex Bit 1/2" DR 9/16"		
J54415/8	Socket, Hex Bit 1/2" DR 5/8"		
J5444A	Socket, 1/2" DR Drag Link 3/4"		
J5447	Ratchet, Adapter 1/2" DR 2-21/32"	ASME B107.500	
J5449	Ratchet, 1/2" DR Standard Length Classic Pear Head 10"	ASME B107.500	
J5450	Ratchet, 1/2" DR Long Classic Pear Head 16"	ASME B107.500	
J5460	Extension, 1/2" DR 2-1/2"	ASME B107.500	AS 4283
J5461	Extension, 1/2" DR 5"	ASME B107.500	AS 4283
J5463	Extension, 1/2" DR 10"	ASME B107.500	AS 4283
J5468	Handle, Hinge 1/2" DR 18-5/8"	ASME B107.500	AS 4283
J5470A	Socket, 1/2" DR Universal Joint	ASME B107.500	
J5480G	Handle, Speed 1/2" DR 18"	ASME B107.500	
J5485	Handle, Sliding T 1/2" DR 12-15/16"	ASME B107.500	



1/2" DRIVE 54 PIECE METRIC SOCKET SET WITH TOOL BOX - 12 POINT

METRIC

Product #: J54216



- ▶ 12 Point Standard: 10, 11, 12, 13, 14, 15, 16, 17, 18, 19, 20, 21, 22, 23, 24, 25, 26, 27, 28, 29, 30, 32, 36 mm.
- ▶ 12 Point Deep: 10, 11, 12, 13, 14, 15, 16, 17, 18, 19, 20, 21, 22, 24, 25, 26 mm.
- ▶ Bit Sockets: Hex 6, 8, 10, 12, 14, 17 mm.
- ▶ Accessories: Standard and Long Handle Ratchets, 2-1/2, 5, and 10 Inch Extensions, 18-5/8 Inch Hinge Handle, Universal Joint, 18 Inch Speed Handle, Sliding T-Handle.
- ▶ 4-Drawer Drop-Front Top Chest.
- ▶ Weight (lbs): 76.88



Contents	Description	ASME Spec.	AS Spec.
J5410M	Socket, 1/2" DR 10 mm 12 PT	ASME B107.5M	AS954E S3.8.1
J5411M	Socket, 1/2" DR 11 mm 12 PT	ASME B107.5M	AS954E S3.8.1
J5412M	Socket, 1/2" DR 12 mm 12 PT	ASME B107.5M	AS954E S3.8.1
J5413M	Socket, 1/2" DR 13 mm 12 PT	ASME B107.5M	AS954E S3.8.1
J5414M	Socket, 1/2" DR 14 mm 12 PT	ASME B107.5M	AS954E S3.8.1
J5415M	Socket, 1/2" DR 15 mm 12 PT	ASME B107.5M	AS954E S3.8.1
J5416M	Socket, 1/2" DR 16 mm 12 PT	ASME B107.5M	AS954E S3.8.1
J5417M	Socket, 1/2" DR 17 mm 12 PT	ASME B107.5M	AS954E S3.8.1
J5418M	Socket, 1/2" DR 18 mm 12 PT	ASME B107.5M	AS954E S3.8.1
J5419M	Socket, 1/2" DR 19 mm 12 PT	ASME B107.5M	AS954E S3.8.1
J5420M	Socket, 1/2" DR 20 mm 12 PT	ASME B107.5M	AS954E S3.8.1
J5421M	Socket, 1/2" DR 21 mm 12 PT	ASME B107.5M	AS954E S3.8.1

(CONTINUED ON NEXT PAGE)





**1/2" DRIVE 54 PIECE METRIC SOCKET SET
WITH TOOL BOX - 12 POINT (CONTINUED)**

Contents	Description	ASME Spec.	AS Spec.
J5422M	Socket, 1/2" DR 22 mm 12 PT	ASME B107.5M	AS954E S3.8.1
J5423M	Socket, 1/2" DR 23 mm 12 PT	ASME B107.5M	AS954E S3.8.1
J5424M	Socket, 1/2" DR 24 mm 12 PT	ASME B107.5M	AS954E S3.8.1
J5425M	Socket, 1/2" DR 25 mm 12 PT	ASME B107.5M	AS954E S3.8.1
J5426M	Socket, 1/2" DR 26 mm 12 PT	ASME B107.5M	AS954E S3.8.1
J5427M	Socket, 1/2" DR 27 mm 12 PT	ASME B107.5M	AS954E S3.8.1
J5428M	Socket, 1/2" DR 28 mm 12 PT	ASME B107.5M	AS954E S3.8.1
J5429M	Socket, 1/2" DR 29 mm 12 PT	ASME B107.5M	AS954E S3.8.1
J5430M	Socket, 1/2" DR 30 mm 12 PT	ASME B107.5M	AS954E S3.8.1
J5432M	Socket, 1/2" DR 32 mm 12 PT	ASME B107.5M	AS954E S3.8.1
J5436M	Socket, 1/2" DR 36 mm 12 PT	ASME B107.5M	AS954E S3.8.1
J5310M	Socket, 1/2" DR 10 mm 12 PT Deep	ASME B107.5M	AS954E S3.8.1
J5311M	Socket, 1/2" DR 11 mm 12 PT Deep	ASME B107.5M	AS954E S3.8.1
J5312M	Socket, 1/2" DR 12 mm 12 PT Deep	ASME B107.5M	AS954E S3.8.1
J5313M	Socket, 1/2" DR 13 mm 12 PT Deep	ASME B107.5M	AS954E S3.8.1
J5314M	Socket, 1/2" DR 14 mm 12 PT Deep	ASME B107.5M	AS954E S3.8.1
J5315M	Socket, 1/2" DR 15 mm 12 PT Deep	ASME B107.5M	AS954E S3.8.1
J5316M	Socket, 1/2" DR 16 mm 12 PT Deep	ASME B107.5M	AS954E S3.8.1
J5317M	Socket, 1/2" DR 17 mm 12 PT Deep	ASME B107.5M	AS954E S3.8.1
J5318M	Socket, 1/2" DR 18 mm 12 PT Deep	ASME B107.5M	AS954E S3.8.1
J5319M	Socket, 1/2" DR 19 mm 12 PT Deep	ASME B107.5M	AS954E S3.8.1
J5320M	Socket, 1/2" DR 20 mm 12 PT Deep	ASME B107.5M	AS954E S3.8.1
J5321M	Socket, 1/2" DR 21 mm 12 PT Deep	ASME B107.5M	AS954E S3.8.1
J5322M	Socket, 1/2" DR 22 mm 12 PT Deep	ASME B107.5M	AS954E S3.8.1
J5324M	Socket, 1/2" DR 24 mm 12 PT Deep	ASME B107.5M	AS954E S3.8.1
J5325M	Socket, 1/2" DR 25 mm 12 PT Deep	ASME B107.5M	AS954E S3.8.1
J5326M	Socket, 1/2" DR 26 mm 12 PT Deep	ASME B107.5M	AS954E S3.8.1
J5441-6M	Socket, Hex Bit 1/2" DR 6 mm		
J5441-8M	Socket, Hex Bit 1/2" DR 8 mm		
J5441-10M	Socket, Hex Bit 1/2" DR 10 mm		
J5441-12M	Socket, Hex Bit 1/2" DR 12 mm		
J5441-14M	Socket, Hex Bit 1/2" DR 14 mm		
J5441-17M	Socket, Hex Bit 3/8" DR 17 mm		
J5449	Ratchet, 1/2" DR Standard Length Classic Pear Head 10"	ASME B107.500	
J5450	Ratchet, 1/2" DR Long Classic Pear Head 16"	ASME B107.500	
J5460	Extension, 1/2" DR 2-1/2"	ASME B107.500	AS 4283
J5461	Extension, 1/2" DR 5"	ASME B107.500	AS 4283
J5463	Extension, 1/2" DR 10"	ASME B107.500	AS 4283
J5468	Handle, Hinge 1/2" DR 18-5/8"	ASME B107.500	AS 4283
J5470A	Socket, 1/2" DR Universal Joint	ASME B107.500	
J5480G	Handle, Speed 1/2" DR 18"	ASME B107.500	
J5485	Handle, Sliding T 1/2" DR 12-15/16"	ASME B107.500	
J442715-4RD-D	27" Chest with Drop Front Red		



1/2" DRIVE 54 PIECE METRIC SOCKET SET - 12 POINT

METRIC



Product #: J54218

- ▶ 12 Point Standard: 10, 11, 12, 13, 14, 15, 16, 17, 18, 19, 20, 21, 22, 23, 24, 25, 26, 27, 28, 29, 30, 32, 36 mm
- ▶ 12 Point Deep: 10, 11, 12, 13, 14, 15, 16, 17, 18, 19, 20, 21, 22, 24, 25, 26 mm.
- ▶ Hex Bits: 6, 8, 10, 12, 14, 17 mm.
- ▶ Accessories: Standard and Long Handle Ratchets, 2-1/2, 5, and 10 Inch Extensions, 18-5/8 Inch Hinge Handle, Universal Joint, 18 Inch Speed Handle, and Sliding T-Handle.
- ▶ Weight (lbs): 25.75



Contents	Description	ASME Spec.	AS Spec.
J5410M	Socket, 1/2" DR 10 mm 12 PT	ASME B107.5M	AS954E S3.8.1
J5411M	Socket, 1/2" DR 11 mm 12 PT	ASME B107.5M	AS954E S3.8.1
J5412M	Socket, 1/2" DR 12 mm 12 PT	ASME B107.5M	AS954E S3.8.1
J5413M	Socket, 1/2" DR 13 mm 12 PT	ASME B107.5M	AS954E S3.8.1
J5414M	Socket, 1/2" DR 14 mm 12 PT	ASME B107.5M	AS954E S3.8.1
J5415M	Socket, 1/2" DR 15 mm 12 PT	ASME B107.5M	AS954E S3.8.1
J5416M	Socket, 1/2" DR 16 mm 12 PT	ASME B107.5M	AS954E S3.8.1
J5417M	Socket, 1/2" DR 17 mm 12 PT	ASME B107.5M	AS954E S3.8.1
J5418M	Socket, 1/2" DR 18 mm 12 PT	ASME B107.5M	AS954E S3.8.1
J5419M	Socket, 1/2" DR 19 mm 12 PT	ASME B107.5M	AS954E S3.8.1

(CONTINUED ON NEXT PAGE)





1/2" DRIVE 54 PIECE METRIC SOCKET SET - 12 POINT (CONTINUED)

Contents	Description	ASME Spec.	AS Spec.
J5420M	Socket, 1/2" DR 20 mm 12 PT	ASME B107.5M	AS954E S3.8.1
J5421M	Socket, 1/2" DR 21 mm 12 PT	ASME B107.5M	AS954E S3.8.1
J5422M	Socket, 1/2" DR 22 mm 12 PT	ASME B107.5M	AS954E S3.8.1
J5423M	Socket, 1/2" DR 23 mm 12 PT	ASME B107.5M	AS954E S3.8.1
J5424M	Socket, 1/2" DR 24 mm 12 PT	ASME B107.5M	AS954E S3.8.1
J5425M	Socket, 1/2" DR 25 mm 12 PT	ASME B107.5M	AS954E S3.8.1
J5426M	Socket, 1/2" DR 26 mm 12 PT	ASME B107.5M	AS954E S3.8.1
J5427M	Socket, 1/2" DR 27 mm 12 PT	ASME B107.5M	AS954E S3.8.1
J5428M	Socket, 1/2" DR 28 mm 12 PT	ASME B107.5M	AS954E S3.8.1
J5429M	Socket, 1/2" DR 29 mm 12 PT	ASME B107.5M	AS954E S3.8.1
J5430M	Socket, 1/2" DR 30 mm 12 PT	ASME B107.5M	AS954E S3.8.1
J5432M	Socket, 1/2" DR 32 mm 12 PT	ASME B107.5M	AS954E S3.8.1
J5436M	Socket, 1/2" DR 36 mm 12 PT	ASME B107.5M	AS954E S3.8.1
J5310M	Socket, 1/2" DR 10 mm 12 PT Deep	ASME B107.5M	AS954E S3.8.1
J5311M	Socket, 1/2" DR 11 mm 12 PT Deep	ASME B107.5M	AS954E S3.8.1
J5312M	Socket, 1/2" DR 12 mm 12 PT Deep	ASME B107.5M	AS954E S3.8.1
J5313M	Socket, 1/2" DR 13 mm 12 PT Deep	ASME B107.5M	AS954E S3.8.1
J5314M	Socket, 1/2" DR 14 mm 12 PT Deep	ASME B107.5M	AS954E S3.8.1
J5315M	Socket, 1/2" DR 15 mm 12 PT Deep	ASME B107.5M	AS954E S3.8.1
J5316M	Socket, 1/2" DR 16 mm 12 PT Deep	ASME B107.5M	AS954E S3.8.1
J5317M	Socket, 1/2" DR 17 mm 12 PT Deep	ASME B107.5M	AS954E S3.8.1
J5318M	Socket, 1/2" DR 18 mm 12 PT Deep	ASME B107.5M	AS954E S3.8.1
J5319M	Socket, 1/2" DR 19 mm 12 PT Deep	ASME B107.5M	AS954E S3.8.1
J5320M	Socket, 1/2" DR 20 mm 12 PT Deep	ASME B107.5M	AS954E S3.8.1
J5321M	Socket, 1/2" DR 21 mm 12 PT Deep	ASME B107.5M	AS954E S3.8.1
J5322M	Socket, 1/2" DR 22 mm 12 PT Deep	ASME B107.5M	AS954E S3.8.1
J5324M	Socket, 1/2" DR 24 mm 12 PT Deep	ASME B107.5M	AS954E S3.8.1
J5325M	Socket, 1/2" DR 25 mm 12 PT Deep	ASME B107.5M	AS954E S3.8.1
J5326M	Socket, 1/2" DR 26 mm 12 PT Deep	ASME B107.5M	AS954E S3.8.1
J5441-6M	Socket, Hex Bit 1/2" DR 6 mm		
J5441-8M	Socket, Hex Bit 1/2" DR 8 mm		
J5441-10M	Socket, Hex Bit 1/2" DR 10 mm		
J5441-12M	Socket, Hex Bit 1/2" DR 12 mm		
J5441-14M	Socket, Hex Bit 1/2" DR 14 mm		
J5441-17M	Socket, Hex Bit 3/8" DR 17 mm		
J5449	Ratchet, 1/2" DR Standard Length Classic Pear Head 10"	ASME B107.500	
J5450	Ratchet, 1/2" DR Long Classic Pear Head 16"	ASME B107.500	
J5460	Extension, 1/2" DR 2-1/2"	ASME B107.500	AS 4283
J5461	Extension, 1/2" DR 5"	ASME B107.500	AS 4283
J5463	Extension, 1/2" DR 10"	ASME B107.500	AS 4283
J5468	Handle, HInge 1/2" DR 18-5/8"	ASME B107.500	AS 4283
J5470A	Socket, 1/2" DR Universal Joint	ASME B107.500	
J5480G	Handle, Speed 1/2" DR 18"	ASME B107.500	
J5485	Handle, Sliding T 1/2" DR 12-15/16"	ASME B107.500	



1/2" DRIVE 31 PIECE METRIC SOCKET SET - 12 POINT

METRIC

Product #: J54214

- ▶ 12 Point Standard: 10, 11, 12, 13, 14, 15, 16, 17, 18, 19, 20, 21, 22, 23, 24, 25, 26 mm.
- ▶ 12 Point Deep: 16, 17, 18, 19, 20, 21, 22, 24, 25, 26 mm.
- ▶ Accessories: Pear Head Ratchet, 5 and 10 Inch Extensions, 15-3/4 Inch Hinge Handle, and Blow-Molded Case.
- ▶ Weight (lbs): 18.41



Contents	Description	ASME Spec.	AS Spec.
J5410M	Socket, 1/2" DR 10 mm 12 PT	ASME B107.5M	AS954E S3.8.1
J5411M	Socket, 1/2" DR 11 mm 12 PT	ASME B107.5M	AS954E S3.8.1
J5412M	Socket, 1/2" DR 12 mm 12 PT	ASME B107.5M	AS954E S3.8.1
J5413M	Socket, 1/2" DR 13 mm 12 PT	ASME B107.5M	AS954E S3.8.1
J5414M	Socket, 1/2" DR 14 mm 12 PT	ASME B107.5M	AS954E S3.8.1
J5415M	Socket, 1/2" DR 15 mm 12 PT	ASME B107.5M	AS954E S3.8.1
J5416M	Socket, 1/2" DR 16 mm 12 PT	ASME B107.5M	AS954E S3.8.1
J5417M	Socket, 1/2" DR 17 mm 12 PT	ASME B107.5M	AS954E S3.8.1
J5418M	Socket, 1/2" DR 18 mm 12 PT	ASME B107.5M	AS954E S3.8.1
J5419M	Socket, 1/2" DR 19 mm 12 PT	ASME B107.5M	AS954E S3.8.1
J5420M	Socket, 1/2" DR 20 mm 12 PT	ASME B107.5M	AS954E S3.8.1
J5421M	Socket, 1/2" DR 21 mm 12 PT	ASME B107.5M	AS954E S3.8.1
J5422M	Socket, 1/2" DR 22 mm 12 PT	ASME B107.5M	AS954E S3.8.1
J5423M	Socket, 1/2" DR 23 mm 12 PT	ASME B107.5M	AS954E S3.8.1
J5424M	Socket, 1/2" DR 24 mm 12 PT	ASME B107.5M	AS954E S3.8.1
J5425M	Socket, 1/2" DR 25 mm 12 PT	ASME B107.5M	AS954E S3.8.1
J5426M	Socket, 1/2" DR 26 mm 12 PT	ASME B107.5M	AS954E S3.8.1
J5316M	Socket, 1/2" DR 16 mm 12 PT Deep	ASME B107.5M	AS954E S3.8.1
J5317M	Socket, 1/2" DR 17 mm 12 PT Deep	ASME B107.5M	AS954E S3.8.1
J5318M	Socket, 1/2" DR 18 mm 12 PT Deep	ASME B107.5M	AS954E S3.8.1
J5319M	Socket, 1/2" DR 19 mm 12 PT Deep	ASME B107.5M	AS954E S3.8.1
J5320M	Socket, 1/2" DR 20 mm 12 PT Deep	ASME B107.5M	AS954E S3.8.1
J5321M	Socket, 1/2" DR 21 mm 12 PT Deep	ASME B107.5M	AS954E S3.8.1
J5322M	Socket, 1/2" DR 22 mm 12 PT Deep	ASME B107.5M	AS954E S3.8.1
J5324M	Socket, 1/2" DR 24 mm 12 PT Deep	ASME B107.5M	AS954E S3.8.1
J5325M	Socket, 1/2" DR 25 mm 12 PT Deep	ASME B107.5M	AS954E S3.8.1
J5326M	Socket, 1/2" DR 26 mm 12 PT Deep	ASME B107.5M	AS954E S3.8.1
J5449	Ratchet, 1/2" DR Standard Length Classic Pear Head 10"	ASME B107.500	
J5461	Extension, 1/2" DR 5"	ASME B107.500	AS 4283
J5463	Extension, 1/2" DR 10"	ASME B107.500	AS 4283
J5467	Handle, Hinge 1/2" DR 15-3/4"	ASME B107.500	AS 4283
JBM1207	Blow-Molded Case		





1/2" DRIVE 31 PIECE METRIC SOCKET SET - 12 POINT



Product #: J54214XL

- › 12 Point Standard: 10, 11, 12, 13, 14, 15, 16, 17, 18, 19, 20, 21, 22, 23, 24, 25, 26 mm.
- › 12 Point Deep: 16, 17, 18, 19, 20, 21, 22, 23, 24, 25, 26 mm.
- › Accessories: Premium Ratchet, 5 and 10 Inch Extensions, Hinge Handle, and Blow-Molded Case.
- › Weight (lbs): 18.48



Contents	Description	ASME Spec.	AS Spec.
J5316M	Socket, 1/2" DR 16 mm 12 PT Deep	ASME B107.5M	AS954E S3.8.1
J5317M	Socket, 1/2" DR 17 mm 12 PT Deep	ASME B107.5M	AS954E S3.8.1
J5318M	Socket, 1/2" DR 18 mm 12 PT Deep	ASME B107.5M	AS954E S3.8.1
J5319M	Socket, 1/2" DR 19 mm 12 PT Deep	ASME B107.5M	AS954E S3.8.1
J5320M	Socket, 1/2" DR 20 mm 12 PT Deep	ASME B107.5M	AS954E S3.8.1
J5321M	Socket, 1/2" DR 21 mm 12 PT Deep	ASME B107.5M	AS954E S3.8.1
J5322M	Socket, 1/2" DR 22 mm 12 PT Deep	ASME B107.5M	AS954E S3.8.1
J5324M	Socket, 1/2" DR 24 mm 12 PT Deep	ASME B107.5M	AS954E S3.8.1
J5325M	Socket, 1/2" DR 25 mm 12 PT Deep	ASME B107.5M	AS954E S3.8.1
J5326M	Socket, 1/2" DR 26 mm 12 PT Deep	ASME B107.5M	AS954E S3.8.1
J5410M	Socket, 1/2" DR 10 mm 12 PT	ASME B107.5M	AS954E S3.8.1
J5411M	Socket, 1/2" DR 11 mm 12 PT	ASME B107.5M	AS954E S3.8.1
J5412M	Socket, 1/2" DR 12 mm 12 PT	ASME B107.5M	AS954E S3.8.1
J5413M	Socket, 1/2" DR 13 mm 12 PT	ASME B107.5M	AS954E S3.8.1
J5414M	Socket, 1/2" DR 14 mm 12 PT	ASME B107.5M	AS954E S3.8.1
J5415M	Socket, 1/2" DR 15 mm 12 PT	ASME B107.5M	AS954E S3.8.1
J5416M	Socket, 1/2" DR 16 mm 12 PT	ASME B107.5M	AS954E S3.8.1
J5417M	Socket, 1/2" DR 17 mm 12 PT	ASME B107.5M	AS954E S3.8.1
J5418M	Socket, 1/2" DR 18 mm 12 PT	ASME B107.5M	AS954E S3.8.1
J5419M	Socket, 1/2" DR 19 mm 12 PT	ASME B107.5M	AS954E S3.8.1
J5420M	Socket, 1/2" DR 20 mm 12 PT	ASME B107.5M	AS954E S3.8.1
J5421M	Socket, 1/2" DR 21 mm 12 PT	ASME B107.5M	AS954E S3.8.1
J5422M	Socket, 1/2" DR 22 mm 12 PT	ASME B107.5M	AS954E S3.8.1
J5423M	Socket, 1/2" DR 23 mm 12 PT	ASME B107.5M	AS954E S3.8.1
J5424M	Socket, 1/2" DR 24 mm 12 PT	ASME B107.5M	AS954E S3.8.1
J5425M	Socket, 1/2" DR 25 mm 12 PT	ASME B107.5M	AS954E S3.8.1
J5426M	Socket, 1/2" DR 26 mm 12 PT	ASME B107.5M	AS954E S3.8.1
J5449XL	Ratchet, 1/2" DR Standard Length Premium Pear Head 10-1/2"	ASME B107.500	
J5461	Extension, 1/2" DR 5"	ASME B107.500	AS 4283
J5463	Extension, 1/2" DR 10"	ASME B107.500	AS 4283
J5467	Handle, Hinge 1/2" DR 15-3/4"	ASME B107.500	AS 4283
JBM1207	Blow-Molded Case		



1/2" DRIVE 30 PIECE SOCKET SET - 12 POINT

Product #: J54126

- ▶ 12 Point Standard: 3/8, 7/16, 1/2, 9/16, 5/8, 11/16, 3/4, 13/16, 7/8, 15/16, 1, 1-1/16, 1-1/8, 1-1/4 Inch.
- ▶ 12 Point Deep: 1/2, 9/16, 5/8, 11/16, 3/4, 13/16, 7/8, 15/16, 1, 1-1/16, 1-1/8, 1-1/4 Inch.
- ▶ Accessories: Pear Head Ratchet, 5 and 10 Inch Extensions, 15-3/4 Inch Hinge Handle, and Blow-Molded Case.
- ▶ Weight (lbs): 19.90



Contents	Description	ASME Spec.	AS Spec.
J5412	Socket, 1/2" DR 3/8" 12 PT	ASME B107.1	AS954E S3.8.1
J5414	Socket, 1/2" DR 7/16" 12 PT	ASME B107.1	AS954E S3.8.1
J5416	Socket, 1/2" DR 1/2" 12 PT	ASME B107.1	AS954E S3.8.1
J5418	Socket, 1/2" DR 9/16" 12 PT	ASME B107.1	AS954E S3.8.1
J5420	Socket, 1/2" DR 5/8" 12 PT	ASME B107.1	AS954E S3.8.1
J5422	Socket, 1/2" DR 11/16" 12 PT	ASME B107.1	AS954E S3.8.1
J5424	Socket, 1/2" DR 3/4" 12 PT	ASME B107.1	AS954E S3.8.1
J5426	Socket, 1/2" DR 13/16" 12 PT	ASME B107.1	AS954E S3.8.1
J5428	Socket, 1/2" DR 7/8" 12 PT	ASME B107.1	AS954E S3.8.1
J5430	Socket, 1/2" DR 15/16" 12 PT	ASME B107.1	AS954E S3.8.1
J5432	Socket, 1/2" DR 1" 12 PT	ASME B107.1	AS954E S3.8.1
J5434	Socket, 1/2" DR 1-1/16" 12 PT	ASME B107.1	AS954E S3.8.1
J5436	Socket, 1/2" DR 1-1/8" 12 PT	ASME B107.1	AS954E S3.8.1
J5440	Socket, 1/2" DR 1-1/4" 12 PT	ASME B107.1	AS954E S3.8.1
J5316	Socket, 1/2" DR 1/2" 12 PT Deep	ASME B107.1	AS954E S3.8.1
J5318	Socket, 1/2" DR 9/16" 12 PT Deep	ASME B107.1	AS954E S3.8.1
J5320	Socket, 1/2" DR 5/8" 12 PT Deep	ASME B107.1	AS954E S3.8.1
J5322	Socket, 1/2" DR 11/16" 12 PT Deep	ASME B107.1	AS954E S3.8.1
J5324	Socket, 1/2" DR 3/4" 12 PT Deep	ASME B107.1	AS954E S3.8.1
J5326	Socket, 1/2" DR 13/16" 12 PT Deep	ASME B107.1	AS954E S3.8.1
J5328	Socket, 1/2" DR 7/8" 12 PT Deep	ASME B107.1	AS954E S3.8.1
J5330	Socket, 1/2" DR 15/16" 12 PT Deep	ASME B107.1	AS954E S3.8.1
J5332	Socket, 1/2" DR 1" 12 PT Deep	ASME B107.1	AS954E S3.8.1
J5334	Socket, 1/2" DR 1-1/16" 12 PT Deep	ASME B107.1	AS954E S3.8.1
J5336	Socket, 1/2" DR 1-1/8" 12 PT Deep	ASME B107.1	AS954E S3.8.1
J5340	Socket, 1/2" DR 1-1/4" 12 PT Deep	ASME B107.1	AS954E S3.8.1
J5449	Ratchet, 1/2" DR Standard Length Classic Pear Head 10"	ASME B107.500	
J5461	Extension, 1/2" DR 5"	ASME B107.500	AS 4283
J5463	Extension, 1/2" DR 10"	ASME B107.500	AS 4283
J5467	Handle, Hinge 1/2" DR 15-3/4"	ASME B107.500	AS 4283
JBM1206	Blow-Molded Case		



1/2" DRIVE 30 PIECE SOCKET SET - 12 POINT

Product #: **J54126XL**



- ▶ 12 Point Standard: 3/8, 7/16, 1/2, 9/16, 5/8, 11/16, 3/4, 13/16, 7/8, 15/16, 1, 1-1/16, 1-1/8, 1-3/16, 1-1/4 Inch.
- ▶ 12 Point Deep: 1/2, 9/16, 5/8, 11/16, 3/4, 13/16, 7/8, 15/16, 1, 1-1/16, 1-1/8, 1-3/16, 1-1/4 Inch.
- ▶ Accessories: Premium Ratchet, 5 and 10 Inch Extensions, Hinge Handle, and Blow-Molded Case.
- ▶ Weight (lbs): 20.28



Contents	Description	ASME Spec.	AS Spec.
J5316	Socket, 1/2" DR 1/2" 12 PT Deep	ASME B107.1	AS954E S3.8.1
J5318	Socket, 1/2" DR 9/16" 12 PT Deep	ASME B107.1	AS954E S3.8.1
J5320	Socket, 1/2" DR 5/8" 12 PT Deep	ASME B107.1	AS954E S3.8.1
J5322	Socket, 1/2" DR 11/16" 12 PT Deep	ASME B107.1	AS954E S3.8.1
J5324	Socket, 1/2" DR 3/4" 12 PT Deep	ASME B107.1	AS954E S3.8.1
J5326	Socket, 1/2" DR 13/16" 12 PT Deep	ASME B107.1	AS954E S3.8.1
J5328	Socket, 1/2" DR 7/8" 12 PT Deep	ASME B107.1	AS954E S3.8.1
J5330	Socket, 1/2" DR 15/16" 12 PT Deep	ASME B107.1	AS954E S3.8.1
J5332	Socket, 1/2" DR 1" 12 PT Deep	ASME B107.1	AS954E S3.8.1
J5334	Socket, 1/2" DR 1-1/16" 12 PT Deep	ASME B107.1	AS954E S3.8.1
J5336	Socket, 1/2" DR 1-1/8" 12 PT Deep	ASME B107.1	AS954E S3.8.1
J5340	Socket, 1/2" DR 1-1/4" 12 PT Deep	ASME B107.1	AS954E S3.8.1
J5412	Socket, 1/2" DR 3/8" 12 PT	ASME B107.1	AS954E S3.8.1
J5414	Socket, 1/2" DR 7/16" 12 PT	ASME B107.1	AS954E S3.8.1
J5416	Socket, 1/2" DR 1/2" 12 PT	ASME B107.1	AS954E S3.8.1
J5418	Socket, 1/2" DR 9/16" 12 PT	ASME B107.1	AS954E S3.8.1
J5420	Socket, 1/2" DR 5/8" 12 PT	ASME B107.1	AS954E S3.8.1
J5422	Socket, 1/2" DR 11/16" 12 PT	ASME B107.1	AS954E S3.8.1
J5424	Socket, 1/2" DR 3/4" 12 PT	ASME B107.1	AS954E S3.8.1
J5426	Socket, 1/2" DR 13/16" 12 PT	ASME B107.1	AS954E S3.8.1
J5428	Socket, 1/2" DR 7/8" 12 PT	ASME B107.1	AS954E S3.8.1
J5430	Socket, 1/2" DR 15/16" 12 PT	ASME B107.1	AS954E S3.8.1
J5432	Socket, 1/2" DR 1" 12 PT	ASME B107.1	AS954E S3.8.1
J5434	Socket, 1/2" DR 1-1/16" 12 PT	ASME B107.1	AS954E S3.8.1
J5436	Socket, 1/2" DR 1-1/8" 12 PT	ASME B107.1	AS954E S3.8.1
J5440	Socket, 1/2" DR 1-1/4" 12 PT	ASME B107.1	AS954E S3.8.1
J5449XL	Ratchet, 1/2" DR Standard Length Premium Pear Head 10-1/2"	ASME B107.500	
J5461	Extension, 1/2" DR 5"	ASME B107.500	AS 4283
J5463	Extension, 1/2" DR 10"	ASME B107.500	AS 4283
J5467	Handle, Hinge 1/2" DR 15-3/4"	ASME B107.500	AS 4283
JBM1205	Blow-Molded Case		



1/2" DRIVE 29 PIECE METRIC SOCKET SET - 12 POINT

METRIC



Product #: J54212

- ▶ 12 Point Standard: 10, 11, 12, 13, 14, 15, 16, 17, 18, 19, 20, 21, 22, 23, 24, 25, 26, 27, 28, 29, 30, 32, 36 mm.
- ▶ Accessories: Pear Head Ratchet, 2-1/2, 5, and 10 Inch Extensions, Hinge Handle, Universal Joint, and Blow-Molded Case.
- ▶ Weight (lbs): 17.50



Contents	Description	ASME Spec.	AS Spec.
J5410M	Socket, 1/2" DR 10 mm 12 PT	ASME B107.5M	AS954E S3.8.1
J5411M	Socket, 1/2" DR 11 mm 12 PT	ASME B107.5M	AS954E S3.8.1
J5412M	Socket, 1/2" DR 12 mm 12 PT	ASME B107.5M	AS954E S3.8.1
J5413M	Socket, 1/2" DR 13 mm 12 PT	ASME B107.5M	AS954E S3.8.1
J5414M	Socket, 1/2" DR 14 mm 12 PT	ASME B107.5M	AS954E S3.8.1
J5415M	Socket, 1/2" DR 15 mm 12 PT	ASME B107.5M	AS954E S3.8.1
J5416M	Socket, 1/2" DR 16 mm 12 PT	ASME B107.5M	AS954E S3.8.1
J5417M	Socket, 1/2" DR 17 mm 12 PT	ASME B107.5M	AS954E S3.8.1
J5418M	Socket, 1/2" DR 18 mm 12 PT	ASME B107.5M	AS954E S3.8.1
J5419M	Socket, 1/2" DR 19 mm 12 PT	ASME B107.5M	AS954E S3.8.1
J5420M	Socket, 1/2" DR 20 mm 12 PT	ASME B107.5M	AS954E S3.8.1
J5421M	Socket, 1/2" DR 21 mm 12 PT	ASME B107.5M	AS954E S3.8.1
J5422M	Socket, 1/2" DR 22 mm 12 PT	ASME B107.5M	AS954E S3.8.1
J5423M	Socket, 1/2" DR 23 mm 12 PT	ASME B107.5M	AS954E S3.8.1
J5424M	Socket, 1/2" DR 24 mm 12 PT	ASME B107.5M	AS954E S3.8.1
J5425M	Socket, 1/2" DR 25 mm 12 PT	ASME B107.5M	AS954E S3.8.1
J5426M	Socket, 1/2" DR 26 mm 12 PT	ASME B107.5M	AS954E S3.8.1
J5427M	Socket, 1/2" DR 27 mm 12 PT	ASME B107.5M	AS954E S3.8.1
J5428M	Socket, 1/2" DR 28 mm 12 PT	ASME B107.5M	AS954E S3.8.1
J5429M	Socket, 1/2" DR 29 mm 12 PT	ASME B107.5M	AS954E S3.8.1
J5430M	Socket, 1/2" DR 30 mm 12 PT	ASME B107.5M	AS954E S3.8.1
J5432M	Socket, 1/2" DR 32 mm 12 PT	ASME B107.5M	AS954E S3.8.1
J5436M	Socket, 1/2" DR 36 mm 12 PT	ASME B107.5M	AS954E S3.8.1
J5449	Ratchet, 1/2" DR Standard Length Classic Pear Head 10"	ASME B107.500	
J5460	Extension, 1/2" DR 2-1/2"	ASME B107.500	AS 4283
J5461	Extension, 1/2" DR 5"	ASME B107.500	AS 4283
J5463	Extension, 1/2" DR 10"	ASME B107.500	AS 4283
J5467	Handle, Hinge 1/2" DR 15-3/4"	ASME B107.500	AS 4283
J5470A	Socket, 1/2" DR Universal Joint	ASME B107.500	
JBM1206	Blow-Molded Case		





1/2" DRIVE 29 PIECE METRIC SOCKET SET - 12 POINT



Product #: J54212XL

- › 12 Point Standard: 10, 11, 12, 13, 14, 15, 16, 17, 18, 19, 20, 21, 22, 23, 24, 25, 26, 27, 28, 29, 30, 32, 36 mm.
- › Accessories: Premium Ratchet, 2-1/2", 5", and 10 Inch Extensions, Universal Joint, Hinge Handle, and Blow-Molded Case.
- › Weight (lbs): 17.96



Contents	Description	ASME Spec.	AS Spec.
J5410M	Socket, 1/2" DR 10 mm 12 PT	ASME B107.5M	AS954E S3.8.1
J5411M	Socket, 1/2" DR 11 mm 12 PT	ASME B107.5M	AS954E S3.8.1
J5412M	Socket, 1/2" DR 12 mm 12 PT	ASME B107.5M	AS954E S3.8.1
J5413M	Socket, 1/2" DR 13 mm 12 PT	ASME B107.5M	AS954E S3.8.1
J5414M	Socket, 1/2" DR 14 mm 12 PT	ASME B107.5M	AS954E S3.8.1
J5415M	Socket, 1/2" DR 15 mm 12 PT	ASME B107.5M	AS954E S3.8.1
J5416M	Socket, 1/2" DR 16 mm 12 PT	ASME B107.5M	AS954E S3.8.1
J5417M	Socket, 1/2" DR 17 mm 12 PT	ASME B107.5M	AS954E S3.8.1
J5418M	Socket, 1/2" DR 18 mm 12 PT	ASME B107.5M	AS954E S3.8.1
J5419M	Socket, 1/2" DR 19 mm 12 PT	ASME B107.5M	AS954E S3.8.1
J5420M	Socket, 1/2" DR 20 mm 12 PT	ASME B107.5M	AS954E S3.8.1
J5421M	Socket, 1/2" DR 21 mm 12 PT	ASME B107.5M	AS954E S3.8.1
J5422M	Socket, 1/2" DR 22 mm 12 PT	ASME B107.5M	AS954E S3.8.1
J5423M	Socket, 1/2" DR 23 mm 12 PT	ASME B107.5M	AS954E S3.8.1
J5424M	Socket, 1/2" DR 24 mm 12 PT	ASME B107.5M	AS954E S3.8.1
J5425M	Socket, 1/2" DR 25 mm 12 PT	ASME B107.5M	AS954E S3.8.1
J5426M	Socket, 1/2" DR 26 mm 12 PT	ASME B107.5M	AS954E S3.8.1
J5427M	Socket, 1/2" DR 27 mm 12 PT	ASME B107.5M	AS954E S3.8.1
J5428M	Socket, 1/2" DR 28 mm 12 PT	ASME B107.5M	AS954E S3.8.1
J5429M	Socket, 1/2" DR 29 mm 12 PT	ASME B107.5M	AS954E S3.8.1
J5430M	Socket, 1/2" DR 30 mm 12 PT	ASME B107.5M	AS954E S3.8.1
J5432M	Socket, 1/2" DR 32 mm 12 PT	ASME B107.5M	AS954E S3.8.1
J5436M	Socket, 1/2" DR 36 mm 12 PT	ASME B107.5M	AS954E S3.8.1
J5449XL	Ratchet, 1/2" DR Standard Length Premium Pear Head 10-1/2"	ASME B107.500	
J5460	Extension, 1/2" DR 2-1/2"	ASME B107.500	AS 4283
J5461	Extension, 1/2" DR 5"	ASME B107.500	AS 4283
J5463	Extension, 1/2" DR 10"	ASME B107.500	AS 4283
J5467	Handle, Hinge 1/2" DR 15-3/4"	ASME B107.500	AS 4283
J5470A	Socket, 1/2" DR Universal Joint	ASME B107.500	
JBM1206	Blow-Molded Case		



1/2" DRIVE 27 PIECE TOOL SET - 12 POINT

Product #: J54128

- ▶ 12 Point Standard: 7/16, 1/2, 9/16, 5/8, 11/16, 3/4, 13/16, 7/8, 15/16, 1, 1-1/16, 1-1/8, 1-1/4, 5/8 Inch Spark Plug.
- ▶ Accessories: Combination Wrenches 3/8, 7/16, 1/2, 9/16, 5/8, 11/16, and 3/4 Inch. 9-1/2 Inch Tongue and Groove Pliers, Pear Head Ratchet, 5 and 10 Inch Extensions, 15-3/4 Inch Hinge Handle, Universal Joint, and Metal Box.
- ▶ Weight (lbs): 19.09



Contents	Description	ASME Spec.	AS Spec.
J1212ASD	Wrench, Combination 3/8" 12 PT	ASME B107.100	AS 954
J1214ASD	Wrench, Combination 7/16" 12 PT	ASME B107.100	AS 954
J1216ASD	Wrench, Combination 1/2" 12 PT	ASME B107.100	AS 954
J1218ASD	Wrench, Combination 9/16" 12 PT	ASME B107.100	AS 954
J1220ASD	Wrench, Combination 5/8" 12 PT	ASME B107.100	AS 954
J1222ASD	Wrench, Combination 11/16" 12 PT	ASME B107.100	AS 954
J1224ASD	Wrench, Combination 3/4" 12 PT	ASME B107.100	AS 954
J5320-50	Socket, 1/2" DR Spark Plug 5/8"	ASME B107.34	
J5414	Socket, 1/2" DR 7/16" 12 PT	ASME B107.1	AS954E S3.8.1
J5416	Socket, 1/2" DR 1/2" 12 PT	ASME B107.1	AS954E S3.8.1
J5418	Socket, 1/2" DR 9/16" 12 PT	ASME B107.1	AS954E S3.8.1
J5420	Socket, 1/2" DR 5/8" 12 PT	ASME B107.1	AS954E S3.8.1
J5422	Socket, 1/2" DR 11/16" 12 PT	ASME B107.1	AS954E S3.8.1
J5424	Socket, 1/2" DR 3/4" 12 PT	ASME B107.1	AS954E S3.8.1
J5426	Socket, 1/2" DR 13/16" 12 PT	ASME B107.1	AS954E S3.8.1
J5428	Socket, 1/2" DR 7/8" 12 PT	ASME B107.1	AS954E S3.8.1
J5430	Socket, 1/2" DR 15/16" 12 PT	ASME B107.1	AS954E S3.8.1
J5432	Socket, 1/2" DR 1" 12 PT	ASME B107.1	AS954E S3.8.1
J5434	Socket, 1/2" DR 1-1/16" 12 PT	ASME B107.1	AS954E S3.8.1
J5436	Socket, 1/2" DR 1-1/8" 12 PT	ASME B107.1	AS954E S3.8.1
J5440	Socket, 1/2" DR 1-1/4" 12 PT	ASME B107.1	AS954E S3.8.1
J5449	Ratchet, 1/2" DR Standard Length Classic Pear Head 10"	ASME B107.500	
J5461	Extension, 1/2" DR 5"	ASME B107.500	AS 4283
J5463	Extension, 1/2" DR 10"	ASME B107.500	AS 4283
J5467	Handle, Hinge 1/2" DR 15-3/4"	ASME B107.500	AS 4283
J5470A	Socket, 1/2" DR Universal Joint	ASME B107.500	
J5496	Set Box		



1/2" DRIVE 26 PIECE SOCKET SET - 12 POINT

Product #: **J54124**



- › 12 Point Standard: 3/8, 7/16, 1/2, 9/16, 19/32, 5/8, 21/32, 11/16, 3/4, 25/32, 13/16, 7/8, 15/16, 31/32, 1, 1-1/16, 1-1/8, 1-3/16, 1-1/4 Inch.
- › Accessories: Pear Head Ratchet, 2-1/2, 5, and 10 Inch Extensions, Hinge Handle, Universal Joint, Speed Handle, and Metal Box.
- › Weight (lbs): 17.69



Contents	Description	ASME Spec.	AS Spec.
J5412	Socket, 1/2" DR 3/8" 12 PT	ASME B107.1	AS954E S3.8.1
J5414	Socket, 1/2" DR 7/16" 12 PT	ASME B107.1	AS954E S3.8.1
J5416	Socket, 1/2" DR 1/2" 12 PT	ASME B107.1	AS954E S3.8.1
J5418	Socket, 1/2" DR 9/16" 12 PT	ASME B107.1	AS954E S3.8.1
J5419	Socket, 1/2" DR 19/32" 12 PT	ASME B107.1	AS954E S3.8.1
J5420	Socket, 1/2" DR 5/8" 12 PT	ASME B107.1	AS954E S3.8.1
J5421	Socket, 1/2" DR 21/32" 12 PT	ASME B107.1	AS954E S3.8.1
J5422	Socket, 1/2" DR 11/16" 12 PT	ASME B107.1	AS954E S3.8.1
J5424	Socket, 1/2" DR 3/4" 12 PT	ASME B107.1	AS954E S3.8.1
J5425	Socket, 1/2" DR 25/32" 12 PT	ASME B107.1	AS954E S3.8.1
J5426	Socket, 1/2" DR 13/16" 12 PT	ASME B107.1	AS954E S3.8.1
J5428	Socket, 1/2" DR 7/8" 12 PT	ASME B107.1	AS954E S3.8.1
J5430	Socket, 1/2" DR 15/16" 12 PT	ASME B107.1	AS954E S3.8.1
J5431	Socket, 1/2" DR 31/32" 12 PT	ASME B107.1	AS954E S3.8.1
J5432	Socket, 1/2" DR 1" 12 PT	ASME B107.1	AS954E S3.8.1
J5434	Socket, 1/2" DR 1-1/16" 12 PT	ASME B107.1	AS954E S3.8.1
J5436	Socket, 1/2" DR 1-1/8" 12 PT	ASME B107.1	AS954E S3.8.1
J5438	Socket, 1/2" DR 1-3/16" 12 PT	ASME B107.1	AS954E S3.8.1
J5440	Socket, 1/2" DR 1-1/4" 12 PT	ASME B107.1	AS954E S3.8.1
J5449	Ratchet, 1/2" DR Standard Length Classic Pear Head 10"	ASME B107.500	
J5460	Extension, 1/2" DR 2-1/2"	ASME B107.500	AS 4283
J5461	Extension, 1/2" DR 5"	ASME B107.500	AS 4283
J5463	Extension, 1/2" DR 10"	ASME B107.500	AS 4283
J5468	Hinge Handle, 1/2" DR 18-5/8"	ASME B107.500	AS 4283
J5470A	Socket, 1/2" DR Universal Joint	ASME B107.500	
J5480G	Handle, Speed 1/2" DR 18"	ASME B107.500	
J5496	Set Box		



1/2" DRIVE 22 PIECE METRIC SOCKET SET - 12 POINT

METRIC



Product #: J54210

- ▶ 12 Point Standard: 10, 11, 12, 13, 14, 15, 16, 17, 18, 19, 20, 21, 22, 23, 24, 25, 26 mm.
- ▶ Accessories: Pear Head Ratchet, 5 and 10 Inch Extensions, Hinge Handle, Universal Joint, and Metal Box.
- ▶ Weight (lbs): 15.21



Contents	Description	ASME Spec.	AS Spec.
J5410M	Socket, 1/2" DR 10 mm 12 PT	ASME B107.5M	AS954E S3.8.1
J5411M	Socket, 1/2" DR 11 mm 12 PT	ASME B107.5M	AS954E S3.8.1
J5412M	Socket, 1/2" DR 12 mm 12 PT	ASME B107.5M	AS954E S3.8.1
J5413M	Socket, 1/2" DR 13 mm 12 PT	ASME B107.5M	AS954E S3.8.1
J5414M	Socket, 1/2" DR 14 mm 12 PT	ASME B107.5M	AS954E S3.8.1
J5415M	Socket, 1/2" DR 15 mm 12 PT	ASME B107.5M	AS954E S3.8.1
J5416M	Socket, 1/2" DR 16 mm 12 PT	ASME B107.5M	AS954E S3.8.1
J5417M	Socket, 1/2" DR 17 mm 12 PT	ASME B107.5M	AS954E S3.8.1
J5418M	Socket, 1/2" DR 18 mm 12 PT	ASME B107.5M	AS954E S3.8.1
J5419M	Socket, 1/2" DR 19 mm 12 PT	ASME B107.5M	AS954E S3.8.1
J5420M	Socket, 1/2" DR 20 mm 12 PT	ASME B107.5M	AS954E S3.8.1
J5421M	Socket, 1/2" DR 21 mm 12 PT	ASME B107.5M	AS954E S3.8.1
J5422M	Socket, 1/2" DR 22 mm 12 PT	ASME B107.5M	AS954E S3.8.1
J5423M	Socket, 1/2" DR 23 mm 12 PT	ASME B107.5M	AS954E S3.8.1
J5424M	Socket, 1/2" DR 24 mm 12 PT	ASME B107.5M	AS954E S3.8.1
J5425M	Socket, 1/2" DR 25 mm 12 PT	ASME B107.5M	AS954E S3.8.1
J5426M	Socket, 1/2" DR 26 mm 12 PT	ASME B107.5M	AS954E S3.8.1
J5449	Ratchet, 1/2" DR Standard Length Classic Pear Head 10"	ASME B107.500	
J5461	Extension, 1/2" DR 5"	ASME B107.500	AS 4283
J5463	Extension, 1/2" DR 10"	ASME B107.500	AS 4283
J5468	Handle, Hinge 1/2" DR 18-5/8"	ASME B107.500	AS 4283
J5470A	Socket, 1/2" DR Universal Joint	ASME B107.500	
J5496	Set Box		





1/2" DRIVE 18 PIECE SOCKET SET - 12 POINT

Product #: J54120

- › 12 Point Standard: 3/8, 7/16, 1/2, 9/16, 5/8, 11/16, 3/4, 13/16, 7/8, 15/16, 1, 1-1/16, 1-1/8, 1-3/16, 1-1/4 Inch.
- › Accessories: Pear Head Ratchet, 5 Inch Extension, 15-3/4 Inch Hinge Handle, and Blow-Molded Case.
- › Weight (lbs): 11.80



Contents	Description	ASME Spec.	AS Spec.
J5412	Socket, 1/2" DR 3/8" 12 PT	ASME B107.1	AS954E S3.8.1
J5414	Socket, 1/2" DR 7/16" 12 PT	ASME B107.1	AS954E S3.8.1
J5416	Socket, 1/2" DR 1/2" 12 PT	ASME B107.1	AS954E S3.8.1
J5418	Socket, 1/2" DR 9/16" 12 PT	ASME B107.1	AS954E S3.8.1
J5420	Socket, 1/2" DR 5/8" 12 PT	ASME B107.1	AS954E S3.8.1
J5422	Socket, 1/2" DR 11/16" 12 PT	ASME B107.1	AS954E S3.8.1
J5424	Socket, 1/2" DR 3/4" 12 PT	ASME B107.1	AS954E S3.8.1
J5426	Socket, 1/2" DR 13/16" 12 PT	ASME B107.1	AS954E S3.8.1
J5428	Socket, 1/2" DR 7/8" 12 PT	ASME B107.1	AS954E S3.8.1
J5430	Socket, 1/2" DR 15/16" 12 PT	ASME B107.1	AS954E S3.8.1
J5432	Socket, 1/2" DR 1" 12 PT	ASME B107.1	AS954E S3.8.1
J5434	Socket, 1/2" DR 1-1/16" 12 PT	ASME B107.1	AS954E S3.8.1
J5436	Socket, 1/2" DR 1-1/8" 12 PT	ASME B107.1	AS954E S3.8.1
J5438	Socket, 1/2" DR 1-3/16" 12 PT	ASME B107.1	AS954E S3.8.1
J5440	Socket, 1/2" DR 1-1/4" 12 PT	ASME B107.1	AS954E S3.8.1
J5449	Ratchet, 1/2" DR Standard Length Classic Pear Head 10"	ASME B107.500	
J5461	Extension, 1/2" DR 5"	ASME B107.500	AS 4283
J5467	Handle, Hinge 1/2" DR 15-3/4"	ASME B107.500	AS 4283
JBM1204	Blow-Molded Case		

1/2" DRIVE 18 PIECE SOCKET SET - 12 POINT

Product #: J54120XL

- › 12 Point Standard: 3/8, 7/16, 1/2, 9/16, 5/8, 11/16, 3/4, 13/16, 7/8, 15/16, 1, 1-1/16, 1-1/8, 1-3/16, 1-1/4 Inch.
- › Accessories: Premium Ratchet, 5 Inch Extension, Hinge Handle, and Blow-Molded Case.
- › Weight (lbs): 11.77



Contents	Description	ASME Spec.	AS Spec.
J5412	Socket, 1/2" DR 3/8" 12 PT	ASME B107.1	AS954E S3.8.1
J5414	Socket, 1/2" DR 7/16" 12 PT	ASME B107.1	AS954E S3.8.1
J5416	Socket, 1/2" DR 1/2" 12 PT	ASME B107.1	AS954E S3.8.1
J5418	Socket, 1/2" DR 9/16" 12 PT	ASME B107.1	AS954E S3.8.1
J5420	Socket, 1/2" DR 5/8" 12 PT	ASME B107.1	AS954E S3.8.1
J5422	Socket, 1/2" DR 11/16" 12 PT	ASME B107.1	AS954E S3.8.1
J5424	Socket, 1/2" DR 3/4" 12 PT	ASME B107.1	AS954E S3.8.1
J5426	Socket, 1/2" DR 13/16" 12 PT	ASME B107.1	AS954E S3.8.1
J5428	Socket, 1/2" DR 7/8" 12 PT	ASME B107.1	AS954E S3.8.1
J5430	Socket, 1/2" DR 15/16" 12 PT	ASME B107.1	AS954E S3.8.1
J5432	Socket, 1/2" DR 1" 12 PT	ASME B107.1	AS954E S3.8.1
J5434	Socket, 1/2" DR 1-1/16" 12 PT	ASME B107.1	AS954E S3.8.1
J5436	Socket, 1/2" DR 1-1/8" 12 PT	ASME B107.1	AS954E S3.8.1
J5438	Socket, 1/2" DR 1-3/16" 12 PT	ASME B107.1	AS954E S3.8.1
J5440	Socket, 1/2" DR 1-1/4" 12 PT	ASME B107.1	AS954E S3.8.1
J5449XL	Ratchet, 1/2" DR Standard Length Premium Pear Head 10-1/2"	ASME B107.500	
J5461	Extension, 1/2" DR 5"	ASME B107.500	AS 4283
J5467	Handle, Hinge 1/2" DR 15-3/4"	ASME B107.500	AS 4283
JBM1204	Blow-Molded Case		



1/2" DRIVE 18 PIECE SOCKET SET - 6 POINT

Product #: J54122

- ▶ 6 Point Standard: 3/8, 7/16, 1/2, 9/16, 5/8, 11/16, 3/4, 13/16, 7/8, 15/16, 1, 1-1/16, 1-1/8, 1-3/16, 1-1/4 Inch.
- ▶ Accessories: Pear Head Ratchet, 5 Inch Extension, Hinge Handle, and Blow-Molded Case.
- ▶ Weight (lbs): 12.04



Contents	Description	ASME Spec.	AS Spec.
J5412H	Socket, 1/2" DR 3/8" 6 PT	ASME B107.1	
J5414H	Socket, 1/2" DR 7/16" 6 PT	ASME B107.1	
J5416H	Socket, 1/2" DR 1/2" 6 PT	ASME B107.1	
J5418H	Socket, 1/2" DR 9/16" 6 PT	ASME B107.1	
J5420H	Socket, 1/2" DR 5/8" 6 PT	ASME B107.1	
J5422H	Socket, 1/2" DR 11/16" 6 PT	ASME B107.1	
J5424H	Socket, 1/2" DR 3/4" 6 PT	ASME B107.1	
J5426H	Socket, 1/2" DR 13/16" 6 PT	ASME B107.1	
J5428H	Socket, 1/2" DR 7/8" 6 PT	ASME B107.1	
J5430H	Socket, 1/2" DR 15/16" 6 PT	ASME B107.1	
J5432H	Socket, 1/2" DR 1" 6 PT	ASME B107.1	
J5434H	Socket, 1/2" DR 1-1/16" 6 PT	ASME B107.1	
J5436H	Socket, 1/2" DR 1-1/8" 6 PT	ASME B107.1	
J5438H	Socket, 1/2" DR 1-3/16" 6 PT	ASME B107.1	
J5440H	Socket, 1/2" DR 1-1/4" 6 PT	ASME B107.1	
J5449	Ratchet, 1/2" DR Standard Length Classic Pear Head 10"	ASME B107.500	
J5461	Extension, 1/2" DR 5"	ASME B107.500	AS 4283
J5467	Handle, Hinge 1/2" DR 15-3/4"	ASME B107.500	AS 4283
JBM1204	Blow-Molded Case		

1/2" DRIVE 18 PIECE SOCKET SET - 6 POINT

Product #: J54122XL

- ▶ 6 Point Standard: 3/8, 7/16, 1/2, 9/16, 5/8, 11/16, 3/4, 13/16, 7/8, 15/16, 1, 1-1/16, 1-1/8, 1-3/16, 1-1/4 Inch.
- ▶ Accessories: Premium Ratchet, 5 Inch Extension, Hinge Handle, and Blow-Molded Case.
- ▶ Weight (lbs): 12.02



Contents	Description	ASME Spec.	AS Spec.
J5412H	Socket, 1/2" DR 3/8" 6 PT	ASME B107.1	
J5414H	Socket, 1/2" DR 7/16" 6 PT	ASME B107.1	
J5416H	Socket, 1/2" DR 1/2" 6 PT	ASME B107.1	
J5418H	Socket, 1/2" DR 9/16" 6 PT	ASME B107.1	
J5420H	Socket, 1/2" DR 5/8" 6 PT	ASME B107.1	
J5422H	Socket, 1/2" DR 11/16" 6 PT	ASME B107.1	
J5424H	Socket, 1/2" DR 3/4" 6 PT	ASME B107.1	
J5426H	Socket, 1/2" DR 13/16" 6 PT	ASME B107.1	
J5428H	Socket, 1/2" DR 7/8" 6 PT	ASME B107.1	
J5430H	Socket, 1/2" DR 15/16" 6 PT	ASME B107.1	
J5432H	Socket, 1/2" DR 1" 6 PT	ASME B107.1	
J5434H	Socket, 1/2" DR 1-1/16" 6 PT	ASME B107.1	
J5436H	Socket, 1/2" DR 1-1/8" 6 PT	ASME B107.1	
J5438H	Socket, 1/2" DR 1-3/16" 6 PT	ASME B107.1	
J5440H	Socket, 1/2" DR 1-1/4" 6 PT	ASME B107.1	
J5449XL	Ratchet, 1/2" DR Standard Length Premium Pear Head 10-1/2"	ASME B107.500	
J5461	Extension, 1/2" DR 5"	ASME B107.500	AS 4283
J5467	Handle, Hinge 1/2" DR 15-3/4"	ASME B107.500	AS 4283
JBM1204	Blow-Molded Case		



1/2" DRIVE 16 PIECE SOCKET SET - 12 POINT

Product #: J54118

- › 12 Point Standard: 7/16, 1/2, 9/16, 5/8, 11/16, 3/4, 13/16, 7/8, 15/16, 1 Inch.
- › Accessories: Pear Head Ratchet, 5 and 10 Inch Extensions, Hinge Handle, Universal Joint, Speed Handle, and Blow-Molded Case.
- › Weight (lbs): 13.48



Contents	Description	ASME Spec.	AS Spec.
J5414	Socket, 1/2" DR 7/16" 12 PT	ASME B107.1	AS954E S3.8.1
J5416	Socket, 1/2" DR 1/2" 12 PT	ASME B107.1	AS954E S3.8.1
J5418	Socket, 1/2" DR 9/16" 12 PT	ASME B107.1	AS954E S3.8.1
J5420	Socket, 1/2" DR 5/8" 12 PT	ASME B107.1	AS954E S3.8.1
J5422	Socket, 1/2" DR 11/16" 12 PT	ASME B107.1	AS954E S3.8.1
J5424	Socket, 1/2" DR 3/4" 12 PT	ASME B107.1	AS954E S3.8.1
J5426	Socket, 1/2" DR 13/16" 12 PT	ASME B107.1	AS954E S3.8.1
J5428	Socket, 1/2" DR 7/8" 12 PT	ASME B107.1	AS954E S3.8.1
J5430	Socket, 1/2" DR 15/16" 12 PT	ASME B107.1	AS954E S3.8.1
J5432	Socket, 1/2" DR 1" 12 PT	ASME B107.1	AS954E S3.8.1
J5449	Ratchet, 1/2" DR Standard Length Classic Pear Head 10"	ASME B107.500	
J5461	Extension, 1/2" DR 5"	ASME B107.500	AS 4283
J5463	Extension, 1/2" DR 10"	ASME B107.500	AS 4283
J5467	Handle, Hinge 1/2" DR 15-3/4"	ASME B107.500	AS 4283
J5470A	Socket, 1/2" DR Universal Joint	ASME B107.500	
J5480G	Handle, Speed 1/2" DR 18"	ASME B107.500	
JBM1208	Blow-Molded Case		

1/2" DRIVE 16 PIECE SOCKET SET - 12 POINT

Product #: J54118XL

- › 12 Point Standard: 7/16, 1/2, 9/16, 5/8, 11/16, 3/4, 13/16, 7/8, 15/16, 1 Inch.
- › Accessories: Premium Ratchet, 5 and 10 Inch Extensions, Universal Joint, Hinge Handle, Speed Handle, and Blow-Molded Case.
- › Weight (lbs): 14.11



Contents	Description	ASME Spec.	AS Spec.
J5414	Socket, 1/2" DR 7/16" 12 PT	ASME B107.1	AS954E S3.8.1
J5416	Socket, 1/2" DR 1/2" 12 PT	ASME B107.1	AS954E S3.8.1
J5418	Socket, 1/2" DR 9/16" 12 PT	ASME B107.1	AS954E S3.8.1
J5420	Socket, 1/2" DR 5/8" 12 PT	ASME B107.1	AS954E S3.8.1
J5422	Socket, 1/2" DR 11/16" 12 PT	ASME B107.1	AS954E S3.8.1
J5424	Socket, 1/2" DR 3/4" 12 PT	ASME B107.1	AS954E S3.8.1
J5426	Socket, 1/2" DR 13/16" 12 PT	ASME B107.1	AS954E S3.8.1
J5428	Socket, 1/2" DR 7/8" 12 PT	ASME B107.1	AS954E S3.8.1
J5430	Socket, 1/2" DR 15/16" 12 PT	ASME B107.1	AS954E S3.8.1
J5432	Socket, 1/2" DR 1" 12 PT	ASME B107.1	AS954E S3.8.1
J5449XL	Ratchet, 1/2" DR Standard Length Premium Pear Head 10-1/2"	ASME B107.500	
J5461	Extension, 1/2" DR 5"	ASME B107.500	AS 4283
J5463	Extension, 1/2" DR 10"	ASME B107.500	AS 4283
J5467	Handle, Hinge 1/2" DR 15-3/4"	ASME B107.500	AS 4283
J5470A	Socket, 1/2" DR Universal Joint	ASME B107.500	
J5480G	Handle, Speed 1/2" DR 18"	ASME B107.500	AS4283
JBM1208	Blow-Molded Case		



1/2" DRIVE 16 PIECE METRIC SOCKET SET - 12 POINT

METRIC



Product #: J54208

- › 12 Point Standard: 10, 11, 12, 13, 14, 15, 16, 17, 18, 19, 20, 21, 22, 23 mm.
- › Accessories: Pear Head Ratchet, 5 Inch Extension, and Blow-Molded Case.
- › Weight (lbs): 7.32



Contents	Description	ASME Spec.	AS Spec.
J5410M	Socket, 1/2" DR 10 mm 12 PT	ASME B107.5M	AS954E S3.8.1
J5411M	Socket, 1/2" DR 11 mm 12 PT	ASME B107.5M	AS954E S3.8.1
J5412M	Socket, 1/2" DR 12 mm 12 PT	ASME B107.5M	AS954E S3.8.1
J5413M	Socket, 1/2" DR 13 mm 12 PT	ASME B107.5M	AS954E S3.8.1
J5414M	Socket, 1/2" DR 14 mm 12 PT	ASME B107.5M	AS954E S3.8.1
J5415M	Socket, 1/2" DR 15 mm 12 PT	ASME B107.5M	AS954E S3.8.1
J5416M	Socket, 1/2" DR 16 mm 12 PT	ASME B107.5M	AS954E S3.8.1
J5417M	Socket, 1/2" DR 17 mm 12 PT	ASME B107.5M	AS954E S3.8.1
J5418M	Socket, 1/2" DR 18 mm 12 PT	ASME B107.5M	AS954E S3.8.1
J5419M	Socket, 1/2" DR 19 mm 12 PT	ASME B107.5M	AS954E S3.8.1
J5420M	Socket, 1/2" DR 20 mm 12 PT	ASME B107.5M	AS954E S3.8.1
J5421M	Socket, 1/2" DR 21 mm 12 PT	ASME B107.5M	AS954E S3.8.1
J5422M	Socket, 1/2" DR 22 mm 12 PT	ASME B107.5M	AS954E S3.8.1
J5423M	Socket, 1/2" DR 23 mm 12 PT	ASME B107.5M	AS954E S3.8.1
J5449	Ratchet, 1/2" DR Standard Length Classic Pear Head 10"	ASME B107.500	
J5461	Extension, 1/2" DR 5"	ASME B107.500	AS 4283
JBM1202	Blow-Molded Case		

1/2" DRIVE 16 PIECE METRIC SOCKET SET - 12 POINT

METRIC



Product #: J54208XL

- › 12 Point Standard: 10, 11, 12, 13, 14, 15, 16, 17, 18, 19, 20, 21, 22, 23 mm.
- › Accessories: Premium Ratchet, 5 Inch Extension, and Blow-Molded Case.
- › Weight (lbs): 7.52



Contents	Description	ASME Spec.	AS Spec.
J5410M	Socket, 1/2" DR 10 mm 12 PT	ASME B107.5M	AS954E S3.8.1
J5411M	Socket, 1/2" DR 11 mm 12 PT	ASME B107.5M	AS954E S3.8.1
J5412M	Socket, 1/2" DR 12 mm 12 PT	ASME B107.5M	AS954E S3.8.1
J5413M	Socket, 1/2" DR 13 mm 12 PT	ASME B107.5M	AS954E S3.8.1
J5414M	Socket, 1/2" DR 14 mm 12 PT	ASME B107.5M	AS954E S3.8.1
J5415M	Socket, 1/2" DR 15 mm 12 PT	ASME B107.5M	AS954E S3.8.1
J5416M	Socket, 1/2" DR 16 mm 12 PT	ASME B107.5M	AS954E S3.8.1
J5417M	Socket, 1/2" DR 17 mm 12 PT	ASME B107.5M	AS954E S3.8.1
J5418M	Socket, 1/2" DR 18 mm 12 PT	ASME B107.5M	AS954E S3.8.1
J5419M	Socket, 1/2" DR 19 mm 12 PT	ASME B107.5M	AS954E S3.8.1
J5420M	Socket, 1/2" DR 20 mm 12 PT	ASME B107.5M	AS954E S3.8.1
J5421M	Socket, 1/2" DR 21 mm 12 PT	ASME B107.5M	AS954E S3.8.1
J5422M	Socket, 1/2" DR 22 mm 12 PT	ASME B107.5M	AS954E S3.8.1
J5423M	Socket, 1/2" DR 23 mm 12 PT	ASME B107.5M	AS954E S3.8.1
J5449XL	Ratchet, 1/2" DR Standard Length Premium Pear Head 10-1/2"	ASME B107.500	
J5461	Extension, 1/2" DR 5"	ASME B107.500	AS 4283
JBM1202	Blow-Molded Case		





1/2" DRIVE 12 PIECE SOCKET SET - 12 POINT

Product #: J54116

- › 12 Point Standard: 7/16, 1/2, 9/16, 5/8, 11/16, 3/4, 13/16, 7/8, 15/16, 1 Inch.
- › Accessories: Pear Head Ratchet, 5 Inch Extension, and Blow-Molded Case.
- › Weight (lbs): 5.88



Contents	Description	ASME Spec.	AS Spec.
J5414	Socket, 1/2" DR 7/16" 12 PT	ASME B107.1	AS954E S3.8.1
J5416	Socket, 1/2" DR 1/2" 12 PT	ASME B107.1	AS954E S3.8.1
J5418	Socket, 1/2" DR 9/16" 12 PT	ASME B107.1	AS954E S3.8.1
J5420	Socket, 1/2" DR 5/8" 12 PT	ASME B107.1	AS954E S3.8.1
J5422	Socket, 1/2" DR 11/16" 12 PT	ASME B107.1	AS954E S3.8.1
J5424	Socket, 1/2" DR 3/4" 12 PT	ASME B107.1	AS954E S3.8.1
J5426	Socket, 1/2" DR 13/16" 12 PT	ASME B107.1	AS954E S3.8.1
J5428	Socket, 1/2" DR 7/8" 12 PT	ASME B107.1	AS954E S3.8.1
J5430	Socket, 1/2" DR 15/16" 12 PT	ASME B107.1	AS954E S3.8.1
J5432	Socket, 1/2" DR 1" 12 PT	ASME B107.1	AS954E S3.8.1
J5449	Ratchet, 1/2" DR Standard Length Classic Pear Head 10"	ASME B107.500	
J5461	Extension, 1/2" DR 5"	ASME B107.500	AS 4283
JBM1201	Blow-Molded Case		

1/2" DRIVE 12 PIECE SOCKET SET - 12 POINT

Product #: J54116XL

- › 12 Point Standard: 7/16, 1/2, 9/16, 5/8, 11/16, 3/4, 13/16, 7/8, 15/16, 1 Inch.
- › Accessories: Premium Ratchet, 5 Inch Extension, and Blow-Molded Case.
- › Weight (lbs): 6.22



Contents	Description	ASME Spec.	AS Spec.
J5414	Socket, 1/2" DR 7/16" 12 PT	ASME B107.1	AS954E S3.8.1
J5416	Socket, 1/2" DR 1/2" 12 PT	ASME B107.1	AS954E S3.8.1
J5418	Socket, 1/2" DR 9/16" 12 PT	ASME B107.1	AS954E S3.8.1
J5420	Socket, 1/2" DR 5/8" 12 PT	ASME B107.1	AS954E S3.8.1
J5422	Socket, 1/2" DR 11/16" 12 PT	ASME B107.1	AS954E S3.8.1
J5424	Socket, 1/2" DR 3/4" 12 PT	ASME B107.1	AS954E S3.8.1
J5426	Socket, 1/2" DR 13/16" 12 PT	ASME B107.1	AS954E S3.8.1
J5428	Socket, 1/2" DR 7/8" 12 PT	ASME B107.1	AS954E S3.8.1
J5430	Socket, 1/2" DR 15/16" 12 PT	ASME B107.1	AS954E S3.8.1
J5432	Socket, 1/2" DR 1" 12 PT	ASME B107.1	AS954E S3.8.1
J5449XL	Ratchet, 1/2" DR Standard Length Premium Pear Head 10-1/2"	ASME B107.500	
J5461	Extension, 1/2" DR 5"	ASME B107.500	AS 4283
JBM1201	Blow-Molded Case		



1/2" DRIVE 24 PIECE METRIC SOCKET SET - 12 POINT

METRIC



Product #: J54211

- › 12 Point Standard: 10, 11, 12, 13, 14, 15, 16, 17, 18, 19, 20, 21, 22, 23, 24, 25, 26, 27, 28, 29, 30, 31, 32, 36 mm.
- › Accessories: (2) 17 Inch Socket Bars with 24 Socket Clips.
- › Weight (lbs): 7.69



Contents	Description	ASME Spec.	AS Spec.
J5410M	Socket, 1/2" DR 10 mm 12 PT	ASME B107.5M	AS954E S3.8.1
J5411M	Socket, 1/2" DR 11 mm 12 PT	ASME B107.5M	AS954E S3.8.1
J5412M	Socket, 1/2" DR 12 mm 12 PT	ASME B107.5M	AS954E S3.8.1
J5413M	Socket, 1/2" DR 13 mm 12 PT	ASME B107.5M	AS954E S3.8.1
J5414M	Socket, 1/2" DR 14 mm 12 PT	ASME B107.5M	AS954E S3.8.1
J5415M	Socket, 1/2" DR 15 mm 12 PT	ASME B107.5M	AS954E S3.8.1
J5416M	Socket, 1/2" DR 16 mm 12 PT	ASME B107.5M	AS954E S3.8.1
J5417M	Socket, 1/2" DR 17 mm 12 PT	ASME B107.5M	AS954E S3.8.1
J5418M	Socket, 1/2" DR 18 mm 12 PT	ASME B107.5M	AS954E S3.8.1
J5419M	Socket, 1/2" DR 19 mm 12 PT	ASME B107.5M	AS954E S3.8.1
J5420M	Socket, 1/2" DR 20 mm 12 PT	ASME B107.5M	AS954E S3.8.1
J5421M	Socket, 1/2" DR 21 mm 12 PT	ASME B107.5M	AS954E S3.8.1
J5422M	Socket, 1/2" DR 22 mm 12 PT	ASME B107.5M	AS954E S3.8.1
J5423M	Socket, 1/2" DR 23 mm 12 PT	ASME B107.5M	AS954E S3.8.1
J5424M	Socket, 1/2" DR 24 mm 12 PT	ASME B107.5M	AS954E S3.8.1
J5425M	Socket, 1/2" DR 25 mm 12 PT	ASME B107.5M	AS954E S3.8.1
J5426M	Socket, 1/2" DR 26 mm 12 PT	ASME B107.5M	AS954E S3.8.1
J5427M	Socket, 1/2" DR 27 mm 12 PT	ASME B107.5M	AS954E S3.8.1
J5428M	Socket, 1/2" DR 28 mm 12 PT	ASME B107.5M	AS954E S3.8.1
J5429M	Socket, 1/2" DR 29 mm 12 PT	ASME B107.5M	AS954E S3.8.1
J5430M	Socket, 1/2" DR 30 mm 12 PT	ASME B107.5M	AS954E S3.8.1
J5431M	Socket, 1/2" DR 31 mm 12 PT	ASME B107.5M	AS954E S3.8.1
J5432M	Socket, 1/2" DR 32 mm 12 PT	ASME B107.5M	AS954E S3.8.1
J5436M	Socket, 1/2" DR 36 mm 12 PT	ASME B107.5M	AS954E S3.8.1
J2586	Socket, Bar 13"		
J2587	Socket, Bar 17"		
J2592	Socket, Clip 1/2" DR		





1/2" DRIVE 23 PIECE METRIC SOCKET SET - 6 POINT



Product #: J54209

- ▶ 6 Point Standard: 10, 11, 12, 13, 14, 15, 16, 17, 18, 19, 20, 21, 22, 23, 24, 25, 26, 27, 28, 29, 30, 31, 32 mm.
- ▶ Accessories: 13 and 17 Inch Socket Bars with 23 Socket Clips.
- ▶ Weight (lbs): 6.97



Contents	Description	ASME Spec.
J5408MH	Socket, 1/2" DR 8 mm 6 PT	ASME B107.5M
J5409MH	Socket, 1/2" DR 9 mm 6 PT	ASME B107.5M
J5410MH	Socket, 1/2" DR 10 mm 6 PT	ASME B107.5M
J5411MH	Socket, 1/2" DR 11 mm 6 PT	ASME B107.5M
J5412MH	Socket, 1/2" DR 12 mm 6 PT	ASME B107.5M
J5413MH	Socket, 1/2" DR 13 mm 6 PT	ASME B107.5M
J5414MH	Socket, 1/2" DR 14 mm 6 PT	ASME B107.5M
J5415MH	Socket, 1/2" DR 15 mm 6 PT	ASME B107.5M
J5416MH	Socket, 1/2" DR 16 mm 6 PT	ASME B107.5M
J5417MH	Socket, 1/2" DR 17 mm 6 PT	ASME B107.5M
J5418MH	Socket, 1/2" DR 18 mm 6 PT	ASME B107.5M
J5419MH	Socket, 1/2" DR 19 mm 6 PT	ASME B107.5M
J5420MH	Socket, 1/2" DR 20 mm 6 PT	ASME B107.5M
J5421MH	Socket, 1/2" DR 21 mm 6 PT	ASME B107.5M
J5422MH	Socket, 1/2" DR 22 mm 6 PT	ASME B107.5M
J5423MH	Socket, 1/2" DR 23 mm 6 PT	ASME B107.5M
J5424MH	Socket, 1/2" DR 24 mm 6 PT	ASME B107.5M
J5425MH	Socket, 1/2" DR 25 mm 6 PT	ASME B107.5M
J5426MH	Socket, 1/2" DR 26 mm 6 PT	ASME B107.5M
J5427MH	Socket, 1/2" DR 27 mm 6 PT	ASME B107.5M
J5428MH	Socket, 1/2" DR 28 mm 6 PT	ASME B107.5M
J5429MH	Socket, 1/2" DR 29 mm 6 PT	ASME B107.5M
J5430MH	Socket, 1/2" DR 30 mm 6 PT	ASME B107.5M
J5431MH	Socket, 1/2" DR 31 mm 6 PT	ASME B107.5M
J5432MH	Socket, 1/2" DR 32 mm 6 PT	ASME B107.5M
J5434MH	Socket, 1/2" DR 34 mm 6 PT	ASME B107.5M
J5436MH	Socket, 1/2" DR 36 mm 6 PT	ASME B107.5M
J2586	Socket, Bar 13"	
J2587	Socket, Bar 17"	
J2592	Socket, Clip 1/2" DR	





1/2" DRIVE 19 PIECE DEEP SOCKET SET - 6 POINT

Product #: J54101

- ▶ 6 Point Deep: 3/8, 7/16, 1/2, 9/16, 5/8, 11/16, 3/4, 13/16, 7/8, 15/16, 1, 1-1/16, 1-1/8, 1-3/16, 1-1/4, 1-5/16, 1-3/8, 1-7/16, 1-1/2 Inch.
- ▶ Accessories: 17 Inch Socket Bar with 19 Socket Clips.
- ▶ Weight (lbs): 14.18



Contents	Description	ASME Spec.
J5312H	Socket, 1/2" DR 3/8" 6 PT Deep	ASME B107.1
J5314H	Socket, 1/2" DR 7/16" 6 PT Deep	ASME B107.1
J5316H	Socket, 1/2" DR 1/2" 6 PT Deep	ASME B107.1
J5318H	Socket, 1/2" DR 9/16" 6 PT Deep	ASME B107.1
J5320H	Socket, 1/2" DR 5/8" 6 PT Deep	ASME B107.1
J5322H	Socket, 1/2" DR 11/16" 6 PT Deep	ASME B107.1
J5324H	Socket, 1/2" DR 3/4" 6 PT Deep	ASME B107.1
J5326H	Socket, 1/2" DR 13/16" 6 PT Deep	ASME B107.1
J5328H	Socket, 1/2" DR 7/8" 6 PT Deep	ASME B107.1
J5330H	Socket, 1/2" DR 15/16" 6 PT Deep	ASME B107.1
J5332H	Socket, 1/2" DR 1" 6 PT Deep	ASME B107.1
J5334H	Socket, 1/2" DR 1-1/16" 6 PT Deep	ASME B107.1
J5336H	Socket, 1/2" DR 1-1/8" 6 PT Deep	ASME B107.1
J5338H	Socket, 1/2" DR 1-3/16" 6 PT Deep	ASME B107.1
J5340H	Socket, 1/2" DR 1-1/4" 6 PT Deep	ASME B107.1
J5342H	Socket, 1/2" DR 1-5/16" 6 PT Deep	ASME B107.1
J5344H	Socket, 1/2" DR 1-3/8" 6 PT Deep	ASME B107.1
J5346H	Socket, 1/2" DR 1-7/16" 6 PT Deep	ASME B107.1
J5348H	Socket, 1/2" DR 1-1/2" 6 PT Deep	ASME B107.1
J2587	Socket, Bar 17"	
J2592	Socket, Clip 1/2" DR	

1/2" DRIVE 15 PIECE DEEP SOCKET SET - 6 POINT

Product #: J54103

- ▶ 6 Point Deep: 3/8, 7/16, 1/2, 9/16, 5/8, 11/16, 3/4, 13/16, 7/8, 15/16, 1, 1-1/16, 1-1/8, 1-3/16, 1-1/4 Inch.
- ▶ Accessories: 17 Inch Socket Bar with 15 Socket Clips.
- ▶ Weight (lbs): 8.18



Contents	Description	ASME Spec.
J5312H	Socket, 1/2" DR 3/8" 6 PT Deep	ASME B107.1
J5314H	Socket, 1/2" DR 7/16" 6 PT Deep	ASME B107.1
J5316H	Socket, 1/2" DR 1/2" 6 PT Deep	ASME B107.1
J5318H	Socket, 1/2" DR 9/16" 6 PT Deep	ASME B107.1
J5320H	Socket, 1/2" DR 5/8" 6 PT Deep	ASME B107.1
J5322H	Socket, 1/2" DR 11/16" 6 PT Deep	ASME B107.1
J5324H	Socket, 1/2" DR 3/4" 6 PT Deep	ASME B107.1
J5326H	Socket, 1/2" DR 13/16" 6 PT Deep	ASME B107.1
J5328H	Socket, 1/2" DR 7/8" 6 PT Deep	ASME B107.1
J5330H	Socket, 1/2" DR 15/16" 6 PT Deep	ASME B107.1
J5332H	Socket, 1/2" DR 1" 6 PT Deep	ASME B107.1
J5334H	Socket, 1/2" DR 1-1/16" 6 PT Deep	ASME B107.1
J5336H	Socket, 1/2" DR 1-1/8" 6 PT Deep	ASME B107.1
J5338H	Socket, 1/2" DR 1-3/16" 6 PT Deep	ASME B107.1
J5340H	Socket, 1/2" DR 1-1/4" 6 PT Deep	ASME B107.1
J2587	Socket, Bar 17"	
J2592	Socket, Clip 1/2" DR	



1/2" DRIVE 19 PIECE DEEP SOCKET SET - 12 POINT

Product #: J54105

- ▶ 12 Point Deep: 3/8, 7/16, 1/2, 9/16, 5/8, 11/16, 3/4, 13/16, 7/8, 15/16, 1, 1-1/16, 1-1/8, 1-3/16, 1-1/4, 1-5/16, 1-3/8, 1-7/16, 1-1/2 Inch.
- ▶ Accessories: 17 Inch Socket Bar with 19 Socket Clips.
- ▶ Weight (lbs): 14.00



Contents	Description	ASME Spec.	AS Spec.
J5312	Socket, 1/2" DR 3/8" 12 PT Deep	ASME B107.1	AS954E S3.8.1
J5314	Socket, 1/2" DR 7/16" 12 PT Deep	ASME B107.1	AS954E S3.8.1
J5316	Socket, 1/2" DR 1/2" 12 PT Deep	ASME B107.1	AS954E S3.8.1
J5318	Socket, 1/2" DR 9/16" 12 PT Deep	ASME B107.1	AS954E S3.8.1
J5320	Socket, 1/2" DR 5/8" 12 PT Deep	ASME B107.1	AS954E S3.8.1
J5322	Socket, 1/2" DR 11/16" 12 PT Deep	ASME B107.1	AS954E S3.8.1
J5324	Socket, 1/2" DR 3/4" 12 PT Deep	ASME B107.1	AS954E S3.8.1
J5326	Socket, 1/2" DR 13/16" 12 PT Deep	ASME B107.1	AS954E S3.8.1
J5328	Socket, 1/2" DR 7/8" 12 PT Deep	ASME B107.1	AS954E S3.8.1
J5330	Socket, 1/2" DR 15/16" 12 PT Deep	ASME B107.1	AS954E S3.8.1
J5332	Socket, 1/2" DR 1" 12 PT Deep	ASME B107.1	AS954E S3.8.1
J5334	Socket, 1/2" DR 1-1/16" 12 PT Deep	ASME B107.1	AS954E S3.8.1
J5336	Socket, 1/2" DR 1-1/8" 12 PT Deep	ASME B107.1	AS954E S3.8.1
J5338	Socket, 1/2" DR 1-3/16" 12 PT Deep	ASME B107.1	AS954E S3.8.1
J5340	Socket, 1/2" DR 1-1/4" 12 PT Deep	ASME B107.1	AS954E S3.8.1
J5342	Socket, 1/2" DR 1-5/16" 12 PT Deep	ASME B107.1	AS954E S3.8.1
J5344	Socket, 1/2" DR 1-3/8" 12 PT Deep	ASME B107.1	AS954E S3.8.1
J5346	Socket, 1/2" DR 1-7/16" 12 PT Deep	ASME B107.1	AS954E S3.8.1
J5348	Socket, 1/2" DR 1-1/2" 12 PT Deep	ASME B107.1	AS954E S3.8.1
J2587	Socket, Bar 17"		
J2592	Socket, Clip 1/2" DR		

1/2" DRIVE 15 PIECE DEEP SOCKET SET - 12 POINT

Product #: J54107

- ▶ 12 Point Deep: 3/8, 7/16, 1/2, 9/16, 5/8, 11/16, 3/4, 13/16, 7/8, 15/16, 1, 1-1/16, 1-1/8, 1-3/16, 1-1/4 Inch.
- ▶ Accessories: 17 Inch Socket Bar with 15 Socket Clips.
- ▶ Weight (lbs): 7.95



Contents	Description	ASME Spec.	AS Spec.
J5312	Socket, 1/2" DR 3/8" 12 PT Deep	ASME B107.1	AS954E S3.8.1
J5314	Socket, 1/2" DR 7/16" 12 PT Deep	ASME B107.1	AS954E S3.8.1
J5316	Socket, 1/2" DR 1/2" 12 PT Deep	ASME B107.1	AS954E S3.8.1
J5318	Socket, 1/2" DR 9/16" 12 PT Deep	ASME B107.1	AS954E S3.8.1
J5320	Socket, 1/2" DR 5/8" 12 PT Deep	ASME B107.1	AS954E S3.8.1
J5322	Socket, 1/2" DR 11/16" 12 PT Deep	ASME B107.1	AS954E S3.8.1
J5324	Socket, 1/2" DR 3/4" 12 PT Deep	ASME B107.1	AS954E S3.8.1
J5326	Socket, 1/2" DR 13/16" 12 PT Deep	ASME B107.1	AS954E S3.8.1
J5328	Socket, 1/2" DR 7/8" 12 PT Deep	ASME B107.1	AS954E S3.8.1
J5330	Socket, 1/2" DR 15/16" 12 PT Deep	ASME B107.1	AS954E S3.8.1
J5332	Socket, 1/2" DR 1" 12 PT Deep	ASME B107.1	AS954E S3.8.1
J5334	Socket, 1/2" DR 1-1/16" 12 PT Deep	ASME B107.1	AS954E S3.8.1
J5336	Socket, 1/2" DR 1-1/8" 12 PT Deep	ASME B107.1	AS954E S3.8.1
J5338	Socket, 1/2" DR 1-3/16" 12 PT Deep	ASME B107.1	AS954E S3.8.1
J5340	Socket, 1/2" DR 1-1/4" 12 PT Deep	ASME B107.1	AS954E S3.8.1
J2587	Socket, Bar 17"		
J2592	Socket, Clip 1/2" DR		





1/2" DRIVE 19 PIECE SOCKET SET - 6 POINT

Product #: J54109

- ▶ 6 Point Standard: 3/8, 7/16, 1/2, 9/16, 5/8, 11/16, 3/4, 13/16, 7/8, 15/16, 1, 1-1/16, 1-1/8, 1-3/16, 1-1/4, 1-5/16, 1-3/8, 1-7/16, 1-1/2 Inch.
- ▶ Accessories: 17 Inch Socket Bar with 19 Socket Clips.
- ▶ Weight (lbs): 7.58



Contents	Description	ASME Spec.
J5412H	Socket, 1/2" DR 3/8" 6 PT	ASME B107.1
J5414H	Socket, 1/2" DR 7/16" 6 PT	ASME B107.1
J5416H	Socket, 1/2" DR 1/2" 6 PT	ASME B107.1
J5418H	Socket, 1/2" DR 9/16" 6 PT	ASME B107.1
J5420H	Socket, 1/2" DR 5/8" 6 PT	ASME B107.1
J5422H	Socket, 1/2" DR 11/16" 6 PT	ASME B107.1
J5424H	Socket, 1/2" DR 3/4" 6 PT	ASME B107.1
J5426H	Socket, 1/2" DR 13/16" 6 PT	ASME B107.1
J5428H	Socket, 1/2" DR 7/8" 6 PT	ASME B107.1
J5430H	Socket, 1/2" DR 15/16" 6 PT	ASME B107.1
J5432H	Socket, 1/2" DR 1" 6 PT	ASME B107.1
J5434H	Socket, 1/2" DR 1-1/16" 6 PT	ASME B107.1
J5436H	Socket, 1/2" DR 1-1/8" 6 PT	ASME B107.1
J5438H	Socket, 1/2" DR 1-3/16" 6 PT	ASME B107.1
J5440H	Socket, 1/2" DR 1-1/4" 6 PT	ASME B107.1
J5442H	Socket, 1/2" DR 1-5/16" 6 PT	ASME B107.1
J5444H	Socket, 1/2" DR 1-3/8" 6 PT	ASME B107.1
J5446H	Socket, 1/2" DR 1-7/16" 6 PT	ASME B107.1
J5448H	Socket, 1/2" DR 1-1/2" 6 PT	ASME B107.1
J2587	Socket, Bar 17"	
J2592	Socket, Clip 1/2" DR	

1/2" DRIVE 19 PIECE SOCKET SET - 12 POINT

Product #: J54113

- ▶ 12 Point Standard: 3/8, 7/16, 1/2, 9/16, 5/8, 11/16, 3/4, 13/16, 7/8, 15/16, 1, 1-1/16, 1-1/8, 1-3/16, 1-1/4, 1-5/16, 1-3/8, 1-7/16, 1-1/2 Inch.
- ▶ Accessories: 17 Inch Socket Bar with 19 Socket Clips.
- ▶ Weight (lbs): 7.25



Contents	Description	ASME Spec.	AS Spec.
J5412	Socket, 1/2" DR 3/8" 12 PT	ASME B107.1	AS954E S3.8.1
J5414	Socket, 1/2" DR 7/16" 12 PT	ASME B107.1	AS954E S3.8.1
J5416	Socket, 1/2" DR 1/2" 12 PT	ASME B107.1	AS954E S3.8.1
J5418	Socket, 1/2" DR 9/16" 12 PT	ASME B107.1	AS954E S3.8.1
J5420	Socket, 1/2" DR 5/8" 12 PT	ASME B107.1	AS954E S3.8.1
J5422	Socket, 1/2" DR 11/16" 12 PT	ASME B107.1	AS954E S3.8.1
J5424	Socket, 1/2" DR 3/4" 12 PT	ASME B107.1	AS954E S3.8.1
J5426	Socket, 1/2" DR 13/16" 12 PT	ASME B107.1	AS954E S3.8.1
J5428	Socket, 1/2" DR 7/8" 12 PT	ASME B107.1	AS954E S3.8.1
J5430	Socket, 1/2" DR 15/16" 12 PT	ASME B107.1	AS954E S3.8.1
J5432	Socket, 1/2" DR 1" 12 PT	ASME B107.1	AS954E S3.8.1
J5434	Socket, 1/2" DR 1-1/16" 12 PT	ASME B107.1	AS954E S3.8.1
J5436	Socket, 1/2" DR 1-1/8" 12 PT	ASME B107.1	AS954E S3.8.1
J5438	Socket, 1/2" DR 1-3/16" 12 PT	ASME B107.1	AS954E S3.8.1
J5440	Socket, 1/2" DR 1-1/4" 12 PT	ASME B107.1	AS954E S3.8.1
J5442	Socket, 1/2" DR 1-5/16" 12 PT	ASME B107.1	AS954E S3.8.1
J5444	Socket, 1/2" DR 1-3/8" 12 PT	ASME B107.1	AS954E S3.8.1
J5446	Socket, 1/2" DR 1-7/16" 12 PT	ASME B107.1	AS954E S3.8.1
J5448	Socket, 1/2" DR 1-1/2" 12 PT	ASME B107.1	AS954E S3.8.1
J2587	Socket, Bar 17"		
J2592	Socket, Clip 1/2" DR		



1/2" DRIVE 15 PIECE SOCKET SET - 6 POINT

Product #: J54110

- › 6 Point Standard: 3/8, 7/16, 1/2, 9/16, 5/8, 11/16, 3/4, 13/16, 7/8, 15/16, 1, 1-1/16, 1-1/8, 1-3/16, 1-1/4 Inch.
- › Accessories: 17 Inch Socket Bar with 15 Socket Clips.
- › Weight (lbs): 4.45




Contents	Description	ASME Spec.
J5412H	Socket, 1/2" DR 3/8" 6 PT	ASME B107.1
J5414H	Socket, 1/2" DR 7/16" 6 PT	ASME B107.1
J5416H	Socket, 1/2" DR 1/2" 6 PT	ASME B107.1
J5418H	Socket, 1/2" DR 9/16" 6 PT	ASME B107.1
J5420H	Socket, 1/2" DR 5/8" 6 PT	ASME B107.1
J5422H	Socket, 1/2" DR 11/16" 6 PT	ASME B107.1
J5424H	Socket, 1/2" DR 3/4" 6 PT	ASME B107.1
J5426H	Socket, 1/2" DR 13/16" 6 PT	ASME B107.1
J5428H	Socket, 1/2" DR 7/8" 6 PT	ASME B107.1
J5430H	Socket, 1/2" DR 15/16" 6 PT	ASME B107.1
J5432H	Socket, 1/2" DR 1" 6 PT	ASME B107.1
J5434H	Socket, 1/2" DR 1-1/16" 6 PT	ASME B107.1
J5436H	Socket, 1/2" DR 1-1/8" 6 PT	ASME B107.1
J5438H	Socket, 1/2" DR 1-3/16" 6 PT	ASME B107.1
J5440H	Socket, 1/2" DR 1-1/4" 6 PT	ASME B107.1
J2587	Socket, Bar 17"	
J2592	Socket, Clip 1/2" DR	

1/2" DRIVE 23 PIECE METRIC DEEP SOCKET SET - 12 POINT

Product #: J54201

- › 12 Point Deep: 10, 11, 12, 13, 14, 15, 16, 17, 18, 19, 20, 21, 22, 23, 24, 25, 26, 27, 28, 29, 30, 31, 32 mm.
- › Accessories: (2) 17 Inch Socket Bars with 23 Socket Clips.
- › Weight (lbs): 8.95



METRIC



Contents	Description	ASME Spec.	AS Spec.
J5310M	Socket, 1/2" DR 10 mm 12 PT Deep	ASME B107.5M	AS954E S3.8.1
J5311M	Socket, 1/2" DR 11 mm 12 PT Deep	ASME B107.5M	AS954E S3.8.1
J5312M	Socket, 1/2" DR 12 mm 12 PT Deep	ASME B107.5M	AS954E S3.8.1
J5313M	Socket, 1/2" DR 13 mm 12 PT Deep	ASME B107.5M	AS954E S3.8.1
J5314M	Socket, 1/2" DR 14 mm 12 PT Deep	ASME B107.5M	AS954E S3.8.1
J5315M	Socket, 1/2" DR 15 mm 12 PT Deep	ASME B107.5M	AS954E S3.8.1
J5316M	Socket, 1/2" DR 16 mm 12 PT Deep	ASME B107.5M	AS954E S3.8.1
J5317M	Socket, 1/2" DR 17 mm 12 PT Deep	ASME B107.5M	AS954E S3.8.1
J5318M	Socket, 1/2" DR 18 mm 12 PT Deep	ASME B107.5M	AS954E S3.8.1
J5319M	Socket, 1/2" DR 19 mm 12 PT Deep	ASME B107.5M	AS954E S3.8.1
J5320M	Socket, 1/2" DR 20 mm 12 PT Deep	ASME B107.5M	AS954E S3.8.1
J5321M	Socket, 1/2" DR 21 mm 12 PT Deep	ASME B107.5M	AS954E S3.8.1
J5322M	Socket, 1/2" DR 22 mm 12 PT Deep	ASME B107.5M	AS954E S3.8.1
J5323M	Socket, 1/2" DR 23 mm 12 PT Deep	ASME B107.5M	AS954E S3.8.1
J5324M	Socket, 1/2" DR 24 mm 12 PT Deep	ASME B107.5M	AS954E S3.8.1
J5325M	Socket, 1/2" DR 25 mm 12 PT Deep	ASME B107.5M	AS954E S3.8.1
J5326M	Socket, 1/2" DR 26 mm 12 PT Deep	ASME B107.5M	AS954E S3.8.1
J5327M	Socket, 1/2" DR 27 mm 12 PT Deep	ASME B107.5M	AS954E S3.8.1
J5328M	Socket, 1/2" DR 28 mm 12 PT Deep	ASME B107.5M	AS954E S3.8.1
J5329M	Socket, 1/2" DR 29 mm 12 PT Deep	ASME B107.5M	AS954E S3.8.1
J5330M	Socket, 1/2" DR 30 mm 12 PT Deep	ASME B107.5M	AS954E S3.8.1
J5331M	Socket, 1/2" DR 31 mm 12 PT Deep	ASME B107.5M	AS954E S3.8.1
J5332M	Socket, 1/2" DR 32 mm 12 PT Deep	ASME B107.5M	AS954E S3.8.1
J2586	Socket, Bar 13"		
J2587	Socket, Bar 17"		
J2592	Socket, Clip 1/2" DR		



1/2" DRIVE 15 PIECE METRIC SOCKET SET - 6 POINT

METRIC



Product #: J54205

- › 6 Point Standard: 10, 11, 12, 13, 14, 15, 16, 17, 18, 19, 20, 21, 22, 23, 24 mm.
- › Accessories: 17 Inch Socket Bar with 15 Socket Clips.
- › Weight (lbs): 3.30



Contents	Description	ASME Spec.
J5410MH	Socket, 1/2" DR 10 mm 6 PT	ASME B107.5M
J5411MH	Socket, 1/2" DR 11 mm 6 PT	ASME B107.5M
J5412MH	Socket, 1/2" DR 12 mm 6 PT	ASME B107.5M
J5413MH	Socket, 1/2" DR 13 mm 6 PT	ASME B107.5M
J5414MH	Socket, 1/2" DR 14 mm 6 PT	ASME B107.5M
J5415MH	Socket, 1/2" DR 15 mm 6 PT	ASME B107.5M
J5416MH	Socket, 1/2" DR 16 mm 6 PT	ASME B107.5M
J5417MH	Socket, 1/2" DR 17 mm 6 PT	ASME B107.5M
J5418MH	Socket, 1/2" DR 18 mm 6 PT	ASME B107.5M
J5419MH	Socket, 1/2" DR 19 mm 6 PT	ASME B107.5M
J5420MH	Socket, 1/2" DR 20 mm 6 PT	ASME B107.5M
J5421MH	Socket, 1/2" DR 21 mm 6 PT	ASME B107.5M
J5422MH	Socket, 1/2" DR 22 mm 6 PT	ASME B107.5M
J5423MH	Socket, 1/2" DR 23 mm 6 PT	ASME B107.5M
J5424MH	Socket, 1/2" DR 24 mm 6 PT	ASME B107.5M
J2587	Socket, Bar 17"	
J2592	Socket, Clip 1/2" DR	

1/2" DRIVE 15 PIECE METRIC SOCKET SET - 12 POINT

METRIC



Product #: J54206

- › 12 Point Standard: 10, 11, 12, 13, 14, 15, 16, 17, 18, 19, 20, 21, 22, 23, 24 mm.
- › Accessories: 17 Inch Socket Bar with 15 Socket Clips.
- › Weight (lbs): 3.08



Contents	Description	ASME Spec.	AS Spec.
J5410M	Socket, 1/2" DR 10 mm 12 PT	ASME B107.5M	AS954E S3.8.1
J5411M	Socket, 1/2" DR 11 mm 12 PT	ASME B107.5M	AS954E S3.8.1
J5412M	Socket, 1/2" DR 12 mm 12 PT	ASME B107.5M	AS954E S3.8.1
J5413M	Socket, 1/2" DR 13 mm 12 PT	ASME B107.5M	AS954E S3.8.1
J5414M	Socket, 1/2" DR 14 mm 12 PT	ASME B107.5M	AS954E S3.8.1
J5415M	Socket, 1/2" DR 15 mm 12 PT	ASME B107.5M	AS954E S3.8.1
J5416M	Socket, 1/2" DR 16 mm 12 PT	ASME B107.5M	AS954E S3.8.1
J5417M	Socket, 1/2" DR 17 mm 12 PT	ASME B107.5M	AS954E S3.8.1
J5418M	Socket, 1/2" DR 18 mm 12 PT	ASME B107.5M	AS954E S3.8.1
J5419M	Socket, 1/2" DR 19 mm 12 PT	ASME B107.5M	AS954E S3.8.1
J5420M	Socket, 1/2" DR 20 mm 12 PT	ASME B107.5M	AS954E S3.8.1
J5421M	Socket, 1/2" DR 21 mm 12 PT	ASME B107.5M	AS954E S3.8.1
J5422M	Socket, 1/2" DR 22 mm 12 PT	ASME B107.5M	AS954E S3.8.1
J5423M	Socket, 1/2" DR 23 mm 12 PT	ASME B107.5M	AS954E S3.8.1
J5424M	Socket, 1/2" DR 24 mm 12 PT	ASME B107.5M	AS954E S3.8.1
J2587	Socket, Bar 17"		
J2592	Socket, Clip 1/2" DR		





1/2" DRIVE 15 PIECE METRIC DEEP SOCKET SET - 12 POINT

METRIC



Product #: J54207

- › 12 Point Deep: 10, 11, 12, 13, 14, 15, 16, 17, 18, 19, 20, 21, 22, 23, 24 mm.
- › Accessories: 17 Inch Socket Bar with 15 Socket Clips.
- › Weight (lbs): 6.04



Contents	Description	ASME Spec.	AS Spec.
J5310M	Socket, 1/2" DR 10 mm 12 PT Deep	ASME B107.5M	AS954E S3.8.1
J5311M	Socket, 1/2" DR 11 mm 12 PT Deep	ASME B107.5M	AS954E S3.8.1
J5312M	Socket, 1/2" DR 12 mm 12 PT Deep	ASME B107.5M	AS954E S3.8.1
J5313M	Socket, 1/2" DR 13 mm 12 PT Deep	ASME B107.5M	AS954E S3.8.1
J5314M	Socket, 1/2" DR 14 mm 12 PT Deep	ASME B107.5M	AS954E S3.8.1
J5315M	Socket, 1/2" DR 15 mm 12 PT Deep	ASME B107.5M	AS954E S3.8.1
J5316M	Socket, 1/2" DR 16 mm 12 PT Deep	ASME B107.5M	AS954E S3.8.1
J5317M	Socket, 1/2" DR 17 mm 12 PT Deep	ASME B107.5M	AS954E S3.8.1
J5318M	Socket, 1/2" DR 18 mm 12 PT Deep	ASME B107.5M	AS954E S3.8.1
J5319M	Socket, 1/2" DR 19 mm 12 PT Deep	ASME B107.5M	AS954E S3.8.1
J5320M	Socket, 1/2" DR 20 mm 12 PT Deep	ASME B107.5M	AS954E S3.8.1
J5321M	Socket, 1/2" DR 21 mm 12 PT Deep	ASME B107.5M	AS954E S3.8.1
J5322M	Socket, 1/2" DR 22 mm 12 PT Deep	ASME B107.5M	AS954E S3.8.1
J5323M	Socket, 1/2" DR 23 mm 12 PT Deep	ASME B107.5M	AS954E S3.8.1
J5324M	Socket, 1/2" DR 24 mm 12 PT Deep	ASME B107.5M	AS954E S3.8.1
J2587	Socket, Bar 17"		
J2592	Socket, Clip 1/2" DR		

1/2" DRIVE 15 PIECE SOCKET SET - 12 POINT

Product #: J54114



- › 12 Point Standard: 3/8, 7/16, 1/2, 9/16, 5/8, 11/16, 3/4, 13/16, 7/8, 15/16, 1, 1-1/16, 1-1/8, 1-3/16, 1-1/4 Inch.
- › Accessories: 17 Inch Socket Bar with 15 Socket Clips.
- › Weight (lbs): 4.26



Contents	Description	ASME Spec.	AS Spec.
J5412	Socket, 1/2" DR 3/8" 12 PT	ASME B107.1	AS954E S3.8.1
J5414	Socket, 1/2" DR 7/16" 12 PT	ASME B107.1	AS954E S3.8.1
J5416	Socket, 1/2" DR 1/2" 12 PT	ASME B107.1	AS954E S3.8.1
J5418	Socket, 1/2" DR 9/16" 12 PT	ASME B107.1	AS954E S3.8.1
J5420	Socket, 1/2" DR 5/8" 12 PT	ASME B107.1	AS954E S3.8.1
J5422	Socket, 1/2" DR 11/16" 12 PT	ASME B107.1	AS954E S3.8.1
J5424	Socket, 1/2" DR 3/4" 12 PT	ASME B107.1	AS954E S3.8.1
J5426	Socket, 1/2" DR 13/16" 12 PT	ASME B107.1	AS954E S3.8.1
J5428	Socket, 1/2" DR 7/8" 12 PT	ASME B107.1	AS954E S3.8.1
J5430	Socket, 1/2" DR 15/16" 12 PT	ASME B107.1	AS954E S3.8.1
J5432	Socket, 1/2" DR 1" 12 PT	ASME B107.1	AS954E S3.8.1
J5434	Socket, 1/2" DR 1-1/16" 12 PT	ASME B107.1	AS954E S3.8.1
J5436	Socket, 1/2" DR 1-1/8" 12 PT	ASME B107.1	AS954E S3.8.1
J5438	Socket, 1/2" DR 1-3/16" 12 PT	ASME B107.1	AS954E S3.8.1
J5440	Socket, 1/2" DR 1-1/4" 12 PT	ASME B107.1	AS954E S3.8.1
J2587	Socket, Bar 17"		
J2592	Socket, Clip 1/2" DR		





1/2" DRIVE 11 PIECE DEEP SOCKET SET - 12 POINT

Product #: J54104

- ▶ 12 Point Deep: 1/2, 9/16, 5/8, 11/16, 3/4, 13/16, 7/8, 15/16, 1, 1-1/16, 1-1/8.
- ▶ Accessories: 17 Inch Socket Bar and Socket Clips.
- ▶ Weight (lbs): 5.68



Contents	Description	ASME Spec.	AS Spec.
J5316	Socket, 1/2" DR 1/2" 12 PT Deep	ASME B107.1	AS954E S3.8.1
J5318	Socket, 1/2" DR 9/16" 12 PT Deep	ASME B107.1	AS954E S3.8.1
J5320	Socket, 1/2" DR 5/8" 12 PT Deep	ASME B107.1	AS954E S3.8.1
J5322	Socket, 1/2" DR 11/16" 12 PT Deep	ASME B107.1	AS954E S3.8.1
J5324	Socket, 1/2" DR 3/4" 12 PT Deep	ASME B107.1	AS954E S3.8.1
J5326	Socket, 1/2" DR 13/16" 12 PT Deep	ASME B107.1	AS954E S3.8.1
J5328	Socket, 1/2" DR 7/8" 12 PT Deep	ASME B107.1	AS954E S3.8.1
J5330	Socket, 1/2" DR 15/16" 12 PT Deep	ASME B107.1	AS954E S3.8.1
J5332	Socket, 1/2" DR 1" 12 PT Deep	ASME B107.1	AS954E S3.8.1
J5334	Socket, 1/2" DR 1-1/16" 12 PT Deep	ASME B107.1	AS954E S3.8.1
J5336	Socket, 1/2" DR 1-1/8" 12 PT Deep	ASME B107.1	AS954E S3.8.1
J2587	Socket, Bar 17"		
J2592	Socket, Clip 1/2" DR		

1/2" DRIVE 15 PIECE BLACK OXIDE SOCKET SET - 12 POINT

Product #: J54302

- ▶ 12 Point Standard: 3/8, 7/16, 1/2, 9/16, 5/8, 11/16, 3/4, 13/16, 7/8, 15/16, 1, 1-1/16, 1-1/8, 1-3/16, 1-1/4 Inch.
- ▶ Accessories: 17 Inch Socket Bar with 15 Socket Clips.
- ▶ Weight (lbs): 4.47



Contents	Description	ASME Spec.	AS Spec.
J5412B	Socket, 1/2" DR 3/8" 12 PT Black Oxide	ASME B107.1	AS954E S3.8.1
J5414B	Socket, 1/2" DR 7/16" 12 PT Black Oxide	ASME B107.1	AS954E S3.8.1
J5416B	Socket, 1/2" DR 1/2" 12 PT Black Oxide	ASME B107.1	AS954E S3.8.1
J5418B	Socket, 1/2" DR 9/16" 12 PT Black Oxide	ASME B107.1	AS954E S3.8.1
J5420B	Socket, 1/2" DR 5/8" 12 PT Black Oxide	ASME B107.1	AS954E S3.8.1
J5422B	Socket, 1/2" DR 11/16" 12 PT Black Oxide	ASME B107.1	AS954E S3.8.1
J5424B	Socket, 1/2" DR 3/4" 12 PT Black Oxide	ASME B107.1	AS954E S3.8.1
J5426B	Socket, 1/2" DR 13/16" 12 PT Black Oxide	ASME B107.1	AS954E S3.8.1
J5428B	Socket, 1/2" DR 7/8" 12 PT Black Oxide	ASME B107.1	AS954E S3.8.1
J5430B	Socket, 1/2" DR 15/16" 12 PT Black Oxide	ASME B107.1	AS954E S3.8.1
J5432B	Socket, 1/2" DR 1" 12 PT Black Oxide	ASME B107.1	AS954E S3.8.1
J5434B	Socket, 1/2" DR 1-1/16" 12 PT Black Oxide	ASME B107.1	AS954E S3.8.1
J5436B	Socket, 1/2" DR 1-1/8" 12 PT Black Oxide	ASME B107.1	AS954E S3.8.1
J5438B	Socket, 1/2" DR 1-3/16" 12 PT Black Oxide	ASME B107.1	AS954E S3.8.1
J5440B	Socket, 1/2" DR 1-1/4" 12 PT Black Oxide	ASME B107.1	AS954E S3.8.1
J2587	Socket, Bar 17"		
J2592	Socket, Clip 1/2" DR		

1/2" DRIVE 10 PIECE METRIC HEX BIT SET

METRIC

Product #: **J5441-MA**



- › Sockets: 6, 8, 10, 12, 13, 14, 15, 17, 18, 19 mm.
- › Accessories: 13 Inch Socket Bar, 10 Socket Clips.
- › Weight (lbs): 5.40

Contents	Description
J5441-6M	Socket, Hex Bit 1/2" DR 6 mm
J5441-8M	Socket, Hex Bit 1/2" DR 8 mm
J5441-10M	Socket, Hex Bit 1/2" DR 10 mm
J5441-12M	Socket, Hex Bit 1/2" DR 12 mm
J5441-13M	Socket, Hex Bit 1/2" DR 13 mm
J5441-14M	Socket, Hex Bit 1/2" DR 14 mm
J5441-15M	Socket, Hex Bit 1/2" DR 15 mm
J5441-17M	Socket, Hex Bit 1/2" DR 17 mm
J5441-18M	Socket, Hex Bit 1/2" DR 18 mm
J5441-19M	Socket, Hex Bit 1/2" DR 19 mm
J2586	Socket, Bar 13"
J2592	Socket, Clip 1/2" DR

1/2" DRIVE 7 PIECE HEX BIT SET

Product #: **J5441-7**



- › Sockets: 1/4, 5/16, 3/8, 7/16, 1/2, 9/16, 5/8 Inch.
- › Accessories: 9 Inch Socket Bar with 7 Socket Clips.
- › Weight (lbs): 2.93

Contents	Description
J54411/4	Socket, Hex Bit 1/2" DR 1/4"
J54415/16	Socket, Hex Bit 1/2" DR 5/16"
J54413/8	Socket, Hex Bit 1/2" DR 3/8"
J54417/16	Socket, Hex Bit 1/2" DR 7/16"
J54411/2	Socket, Hex Bit 1/2" DR 1/2"
J54419/16	Socket, Hex Bit 1/2" DR 9/16"
J54415/8	Socket, Hex Bit 1/2" DR 5/8"
J2585	Socket, Bar 9"
J2592	Socket, Clip 1/2" DR



1/2" DRIVE 6 PIECE METRIC HEX BIT SET

METRIC



Product #: J5441-SM

- › Sockets: 6, 8, 10, 12, 14, 17 mm.
- › Accessories: 9 Inch Socket Bar with 6 Socket Clips.
- › Weight (lbs): 2.55

Contents	Description
J5441-6M	Socket, Hex Bit 1/2" DR 6 mm
J5441-8M	Socket, Hex Bit 1/2" DR 8 mm
J5441-10M	Socket, Hex Bit 1/2" DR 10 mm
J5441-12M	Socket, Hex Bit 1/2" DR 12 mm
J5441-14M	Socket, Hex Bit 1/2" DR 14 mm
J5441-17M	Socket, Hex Bit 1/2" DR 17 mm
J2585	Socket, Bar 9"
J2592	Socket, Clip 1/2" DR



1/2" DRIVE 6 PIECE EXTRA-LONG HEX BIT SET

Product #: J5441-6XL

- › Sockets: 1/4, 5/16, 3/8, 1/2, 9/16, 5/8 Inch.
- › Accessories: 9 Inch Socket Bar with 6 Socket Clips.
- › Weight (lbs): 3.59

Contents	Description
J54411/4XL	Socket, Hex Bit 1/2" DR 1/4" Extra-Long
J54415/16XL	Socket, Hex Bit 1/2" DR 5/16" Extra-Long
J5441/8XL	Socket, Hex Bit 1/2" DR 3/8" Extra-Long
J54411/2XL	Socket, Hex Bit 1/2" DR 1/2" Extra-Long
J54419/16XL	Socket, Hex Bit 1/2" DR 9/16" Extra-Long
J54415/8XL	Socket, Hex Bit 1/2" DR 5/8" Extra-Long
J2585	Socket, Bar 9"
J2592	Socket, Clip 1/2" DR





1/2" DRIVE 39 PIECE FLARE NUT CROWFOOT WRENCH SET

Product #: J53000CLFN



- › (39) Crowfoot Wrenches including 15 Crowfoot Flare Nut Wrenches.
- › Crowfoot Open End: 15/16, 1, 1-1/16, 1-1/8, 1-3/16, 1-1/4, 1-5/16, 1-3/8, 1-7/16, 1-1/2, 1-9/16, 1-5/8, 1-11/16, 1-3/4, 1-13/16, 1-7/8, 2, 2-1/8, 2-1/4, 2-3/8, 2-7/16, 2-1/2 Inch.
- › Flare Nut Crowfoot: 1-1/8, 1-3/16, 1-1/4, 1-5/16, 1-3/8, 1-7/8, 1-1/2, 1-9/16, 1-5/8, 1-11/16, 1-3/4, 1-13/16, 1-7/8, 1-15/16, 2 Inch.
- › Accessories: 5 and 10 Inch Locking Extensions.
- › Weight (lbs): 23.80



Contents	Description	ASME Spec.
J5330CF	Wrench, Crowfoot Open End 1/2" DR 15/16"	ASME B107.21
J5332CF	Wrench, Crowfoot Open End 1/2" DR 1"	ASME B107.21
J5334CF	Wrench, Crowfoot Open End 1/2" DR 1-1/16"	ASME B107.21
J5336CF	Wrench, Crowfoot Open End 1/2" DR 1-1/8"	ASME B107.21
J5338CF	Wrench, Crowfoot Open End 1/2" DR 1-3/16"	ASME B107.21
J5340CF	Wrench, Crowfoot Open End 1/2" DR 1-1/4"	ASME B107.21
J5342CF	Wrench, Crowfoot Open End 1/2" DR 1-5/16"	ASME B107.21
J5344CF	Wrench, Crowfoot Open End 1/2" DR 1-3/8"	ASME B107.21
J5346CF	Wrench, Crowfoot Open End 1/2" DR 1-7/16"	ASME B107.21
J5348CF	Wrench, Crowfoot Open End 1/2" DR 1-1/2"	ASME B107.21
J5350CF	Wrench, Crowfoot Open End 1/2" DR 1-9/16"	ASME B107.21
J5352CF	Wrench, Crowfoot Open End 1/2" DR 1-5/8"	ASME B107.21
J5354CF	Wrench, Crowfoot Open End 1/2" DR 1-11/16"	ASME B107.21
J5356CF	Wrench, Crowfoot Open End 1/2" DR 1-3/4"	ASME B107.21
J5358CF	Wrench, Crowfoot Open End 1/2" DR 1-13/16"	ASME B107.21
J5360CF	Wrench, Crowfoot Open End 1/2" DR 1-7/8"	ASME B107.21
J5364CF	Wrench, Crowfoot Open End 1/2" DR 2"	ASME B107.21
J5368CF	Wrench, Crowfoot Open End 1/2" DR 2-1/8"	ASME B107.21
J5372CF	Wrench, Crowfoot Open End 1/2" DR 2-1/4"	ASME B107.21
J5376CF	Wrench, Crowfoot Open End 1/2" DR 2-3/8"	ASME B107.21
J5378CF	Wrench, Crowfoot Open End 1/2" DR 2-7/16"	ASME B107.21
J5380CF	Wrench, Crowfoot Open End 1/2" DR 2-1/2"	ASME B107.21
J5336FL	Wrench, Crowfoot Flare Nut 1/2" DR 1-1/8"	ASME B107.21
J5338FL	Wrench, Crowfoot Flare Nut 1/2" DR 1-3/16"	ASME B107.21
J5340FL	Wrench, Crowfoot Flare Nut 1/2" DR 1-1/4"	ASME B107.21
J5342FL	Wrench, Crowfoot Flare Nut 1/2" DR 1-5/16"	ASME B107.21
J5344FL	Wrench, Crowfoot Flare Nut 1/2" DR 1-3/8"	ASME B107.21
J5346FL	Wrench, Crowfoot Flare Nut 1/2" DR 1-7/16"	ASME B107.21
J5348FL	Wrench, Crowfoot Flare Nut 1/2" DR 1-1/2"	ASME B107.21
J5350FL	Wrench, Crowfoot Flare Nut 1/2" DR 1-9/16"	ASME B107.21
J5352FL	Wrench, Crowfoot Flare Nut 1/2" DR 1-5/8"	ASME B107.21
J5354FL	Wrench, Crowfoot Flare Nut 1/2" DR 1-11/16"	ASME B107.21
J5356FL	Wrench, Crowfoot Flare Nut 1/2" DR 1-3/4"	ASME B107.21
J5358FL	Wrench, Crowfoot Flare Nut 1/2" DR 1-13/16"	ASME B107.21
J5360FL	Wrench, Crowfoot Flare Nut 1/2" DR 1-7/8"	ASME B107.21
J5362FL	Wrench, Crowfoot Flare Nut 1/2" DR 1-15/16"	ASME B107.21
J5364FL	Wrench, Crowfoot Flare Nut 1/2" DR 2"	ASME B107.21
J5461L	Extension, 1/2 DR 5" Locking	ASME B107.500
J5463L	Extension, 1/2 DR 10" Locking	ASME B107.500





1/2" DRIVE 22 PIECE CROWFOOT WRENCH SET

Product #: J5300CF

- › Crowfoot Open End: 15/16, 1, 1-1/16, 1-1/8, 1-3/16, 1-1/4, 1-5/16, 1-3/8, 1-7/16, 1-1/2, 1-9/16, 1-5/8, 1-11/16, 1-3/4, 1-13/16, 1-7/8, 2, 2-1/8, 2-3/8, 2-7/16, 2-1/2 Inch.
- › Weight (lbs): 16.35



Contents	Description	ASME Spec.
J5330CF	Wrench, Crowfoot Open End 1/2" DR 15/16"	ASME B107.21
J5332CF	Wrench, Crowfoot Open End 1/2" DR 1"	ASME B107.21
J5334CF	Wrench, Crowfoot Open End 1/2" DR 1-1/16"	ASME B107.21
J5336CF	Wrench, Crowfoot Open End 1/2" DR 1-1/8"	ASME B107.21
J5338CF	Wrench, Crowfoot Open End 1/2" DR 1-3/16"	ASME B107.21
J5340CF	Wrench, Crowfoot Open End 1/2" DR 1-1/4"	ASME B107.21
J5342CF	Wrench, Crowfoot Open End 1/2" DR 1-5/16"	ASME B107.21
J5344CF	Wrench, Crowfoot Open End 1/2" DR 1-3/8"	ASME B107.21
J5346CF	Wrench, Crowfoot Open End 1/2" DR 1-7/16"	ASME B107.21
J5348CF	Wrench, Crowfoot Open End 1/2" DR 1-1/2"	ASME B107.21
J5350CF	Wrench, Crowfoot Open End 1/2" DR 1-9/16"	ASME B107.21
J5352CF	Wrench, Crowfoot Open End 1/2" DR 1-5/8"	ASME B107.21
J5354CF	Wrench, Crowfoot Open End 1/2" DR 1-11/16"	ASME B107.21
J5356CF	Wrench, Crowfoot Open End 1/2" DR 1-3/4"	ASME B107.21
J5358CF	Wrench, Crowfoot Open End 1/2" DR 1-13/16"	ASME B107.21
J5360CF	Wrench, Crowfoot Open End 1/2" DR 1-7/8"	ASME B107.21
J5364CF	Wrench, Crowfoot Open End 1/2" DR 2"	ASME B107.21
J5368CF	Wrench, Crowfoot Open End 1/2" DR 2-1/8"	ASME B107.21
J5372CF	Wrench, Crowfoot Open End 1/2" DR 2-1/4"	ASME B107.21
J5376CF	Wrench, Crowfoot Open End 1/2" DR 2-3/8"	ASME B107.21
J5378CF	Wrench, Crowfoot Open End 1/2" DR 2-7/16"	ASME B107.21
J5380CF	Wrench, Crowfoot Open End 1/2" DR 2-1/2"	ASME B107.21

1/2" DRIVE 15 PIECE CROWFOOT WRENCH SET

Product #: J53001CF

- › Crowfoot Open End: 1-1/16, 1-1/8, 1-3/16, 1-1/4, 1-5/16, 1-3/8, 1-7/16, 1-1/2, 1-9/16, 1-5/8, 1-11/16, 1-3/4, 1-13/16, 1-7/8, 2 Inch.
- › Accessories: Socket Clips and Bar, Full Polish Finish.
- › Weight (lbs): 9.88



Contents	Description	ASME Spec.
J5334CF	Wrench, Crowfoot Open End 1/2" DR 1-1/16"	ASME B107.21
J5336CF	Wrench, Crowfoot Open End 1/2" DR 1-1/8"	ASME B107.21
J5338CF	Wrench, Crowfoot Open End 1/2" DR 1-3/16"	ASME B107.21
J5340CF	Wrench, Crowfoot Open End 1/2" DR 1-1/4"	ASME B107.21
J5342CF	Wrench, Crowfoot Open End 1/2" DR 1-5/16"	ASME B107.21
J5344CF	Wrench, Crowfoot Open End 1/2" DR 1-3/8"	ASME B107.21
J5346CF	Wrench, Crowfoot Open End 1/2" DR 1-7/16"	ASME B107.21
J5348CF	Wrench, Crowfoot Open End 1/2" DR 1-1/2"	ASME B107.21
J5350CF	Wrench, Crowfoot Open End 1/2" DR 1-9/16"	ASME B107.21
J5352CF	Wrench, Crowfoot Open End 1/2" DR 1-5/8"	ASME B107.21
J5354CF	Wrench, Crowfoot Open End 1/2" DR 1-11/16"	ASME B107.21
J5356CF	Wrench, Crowfoot Open End 1/2" DR 1-3/4"	ASME B107.21
J5358CF	Wrench, Crowfoot Open End 1/2" DR 1-13/16"	ASME B107.21
J5360CF	Wrench, Crowfoot Open End 1/2" DR 1-7/8"	ASME B107.21
J5364CF	Wrench, Crowfoot Open End 1/2" DR 2"	ASME B107.21



1/2" DRIVE 15 PIECE CROWFOOT FLARE NUT WRENCH SET

Product #: J53000CFFN



- › Crowfoot: 1-1/8, 1-3/16, 1-1/4, 1-5/16, 1-3/8, 1-7/16, 1-1/2, 1-9/16, 1-5/8, 1-11/16, 1-3/4, 1-13/16, 1-7/8, 1-15/16, 2 Inch.
- › Accessories: Socket Clips and Bar, Full Polish Finish.
- › Weight (lbs): 5.86



Contents	Description	ASME Spec.
J5336FL	Wrench, Crowfoot Flare Nut 1/2" DR 1-1/8"	ASME B107.21
J5338FL	Wrench, Crowfoot Flare Nut 1/2" DR 1-3/16"	ASME B107.21
J5340FL	Wrench, Crowfoot Flare Nut 1/2" DR 1-1/4"	ASME B107.21
J5342FL	Wrench, Crowfoot Flare Nut 1/2" DR 1-5/16"	ASME B107.21
J5344FL	Wrench, Crowfoot Flare Nut 1/2" DR 1-3/8"	ASME B107.21
J5346FL	Wrench, Crowfoot Flare Nut 1/2" DR 1-7/16"	ASME B107.21
J5348FL	Wrench, Crowfoot Flare Nut 1/2" DR 1-1/2"	ASME B107.21
J5350FL	Wrench, Crowfoot Flare Nut 1/2" DR 1-9/16"	ASME B107.21
J5352FL	Wrench, Crowfoot Flare Nut 1/2" DR 1-5/8"	ASME B107.21
J5354FL	Wrench, Crowfoot Flare Nut 1/2" DR 1-11/16"	ASME B107.21
J5356FL	Wrench, Crowfoot Flare Nut 1/2" DR 1-3/4"	ASME B107.21
J5358FL	Wrench, Crowfoot Flare Nut 1/2" DR 1-13/16"	ASME B107.21
J5360FL	Wrench, Crowfoot Flare Nut 1/2" DR 1-7/8"	ASME B107.21
J5362FL	Wrench, Crowfoot Flare Nut 1/2" DR 1-15/16"	ASME B107.21
J5364FL	Wrench, Crowfoot Flare Nut 1/2" DR 2"	ASME B107.21





1/2" DRIVE STANDARD LENGTH PREMIUM PEAR HEAD RATCHETS



- ▶ Small pear head design for access in tight, hard to reach work areas.
- ▶ 45-tooth gear provides balance between 8° articulation angle and high torque carrying capacity.
- ▶ Sealed design helps prevent debris from entering the ratchet mechanism reducing wear. Also, helps to keep lubrication contained within the components. Patent pending design.
- ▶ Low profile reversing lever design for quick, one-hand operation.
- ▶ Contoured, ergonomically-designed handle for comfort. Knurled bands allow for increased grip and slip resistance.
- ▶ Double nickel chrome plated for enhanced corrosion protection or black oxide finish.
- ▶ Field repairable.



Product #	Drive Size (in)	Finish	Overall Length (in)	Weight (lbs)	Repair Kit
J5449XL	1/2	Full Polish	10-1/2	1.72	J5449XLARK
J5449XLBL	1/2	Black Oxide	10-1/2	1.72	J5449XLARK

ASME B107.500

1/2" DRIVE QUICK RELEASE PREMIUM PEAR HEAD RATCHETS



- ▶ Small, pear head design for access in tight, hard to reach work areas.
- ▶ 45-tooth gear, 8° swing articulation.
- ▶ Low profile quick release button for access in restricted areas.
- ▶ Low profile reversing lever design for quick, one-hand operation.
- ▶ Patented sealed head design helps prevent debris from entering the ratchet mechanism reducing wear. Also, helps to keep lubrication contained within the components.
- ▶ Contoured, ergonomically-designed handle for comfort. Knurled bands allow for increased grip and slip resistance.
- ▶ Full polished handle, easy to clean.
- ▶ Double nickel chrome plated for enhanced corrosion protection meeting aerospace requirements.
- ▶ Also available in black oxide finish.
- ▶ Field repairable.



Product #	Drive Size (in)	Finish	Overall Length (in)	Weight (lbs)	Repair Kit
J5449XLQR	1/2	Full Polish	10-1/2	1.72	J5449XLQARRK
J5449XLQRBL	1/2	Black Oxide	10-1/2	1.72	J5449XLQARRK
J5450XLQR	1/2	Full Polish	15	2.18	J5449XLQARRK
J5450XLQRBL	1/2	Black Oxide	15	2.18	J5449XLQARRK

ASME B107.10

1/2" DRIVE LONG HANDLE PREMIUM PEAR HEAD RATCHETS



- ▶ Small pear head design for access in tight, hard to reach work areas.
- ▶ 45-tooth gear provides balance between 8° articulation angle and high torque carrying capacity.
- ▶ Sealed design helps prevent debris from entering the ratchet mechanism reducing wear. Also, helps to keep lubrication contained within the components. Patent pending design.
- ▶ Low profile reversing lever design for quick, one-hand operation.
- ▶ Contoured, ergonomically-designed handle for comfort. Knurled bands allow for increased grip and slip resistance.
- ▶ Double nickel chrome plated for enhanced corrosion protection or black oxide finish.
- ▶ Field repairable.



Product #	Drive Size (in)	Finish	Overall Length (in)	Weight (lbs)	Repair Kit
J5450XL	1/2	Full Polish	15	2.18	J5449XLARK
J5450XLBL	1/2	Black Oxide	15	2.18	J5449XLARK

ASME B107.500

1/2" DRIVE OVERSIZED LEVER CLASSIC PEAR HEAD RATCHET



- › Oversized reverse lever for easy reversing while wearing work gloves.
- › Reversing lever designed for quick one-hand operation.
- › Ideal ratchet for lineman operations.
- › Unique 24-tooth gear design provides 15° ratcheting angle while maximizing ultimate torque.

Product #	Drive Size (in)	Finish	Overall Length (in)	Weight (lbs)	Repair Kit
J5449UT	1/2	Full Polish	10	1.50	J5449UTRK


 ASME B107.500

1/2" DRIVE STANDARD LENGTH CLASSIC PEAR HEAD RATCHETS



- › Robust 24-tooth design with 15° arc swing.
- › Alloy steel drive gear for strength and durability.
- › Low profile head for access in constricted areas.
- › Reversing lever design for quick, one-hand operation.
- › Knurled slip-resistant grip.

Product #	Drive Size (in)	Finish	Overall Length (in)	Weight (lbs)	Repair Kit
J5449	1/2	Full Polish	10	1.57	J5449RK
J5449BL	1/2	Black Oxide	10	1.74	J5449RK


 ASME B107.500

1/2" DRIVE LONG HANDLE CLASSIC PEAR HEAD RATCHETS



- › Robust 24-tooth design with 15° arc swing.
- › Alloy steel drive gear for strength and durability.
- › Low profile head for access in constricted areas.
- › Reversing lever design for quick, one-hand operation.
- › Knurled slip-resistant grip.
- › Field repairable.

Product #	Drive Size (in)	Finish	Overall Length (in)	Weight (lbs)	Repair Kit
J5450	1/2	Full Polish	16	2.03	J5449RK
J5450BL	1/2	Black Oxide	16	2.03	J5449RK

 ASME B107.500



1/2" DRIVE LONG HANDLE FEMALE DRIVE RATCHET

- › Robust 24-tooth design with 15° arc swing.
- › Alloy steel drive gear for strength and durability.
- › Low profile head for access in constricted areas.
- › Reversing lever design for quick, one-hand operation.
- › Knurled slip-resistant grip.
- › Made of heat-treated alloy steel.



Product #	Drive Size (in)	Finish	Overall Length (in)	Weight (lbs)	Repair Kit
J5450FW	1/2	Full Polish	16	1.82	J5450FWRK
					ASME B107.500

1/2" DRIVE STANDARD LENGTH ROUND HEAD RATCHETS

- › Small head design and tight swing allow fastener to access tight areas.
- › Full polish or black oxide finish with knurled grip for strong slip-resistant grip.
- › 5° ratcheting angle.



Product #	Drive Size (in)	Finish	Overall Length (in)	Weight (lbs)	Repair Kit
J5452F	1/2	Full Polish	9-3/8	1.12	J5452FRK
J5452FBL	1/2	Black Oxide	9-3/8	1.12	J5452FRK
					ASME B107.500

1/2" DRIVE LONG HANDLE ROUND HEAD RATCHET

- › Round head ratchet mechanism allows for a compact head.
- › 72-tooth = 5° swing arc.
- › Small head design and tight swing arc allow for fastener access in tight areas.
- › Full polish shaft with knurled grip for strong slip-resistant grip.



Product #	Drive Size (in)	Finish	Overall Length (in)	Weight (lbs)	Repair Kit
J5454F	1/2	Full Polish	15	1.65	J5452FRK

1/2" DRIVE FLEX-HEAD RATCHET

- › 180° flex.
- › 72-tooth gear.
- › 5° ratcheting angle.
- › Small head design and tight swing arc allow fastener to access tight area.
- › Full polish shaft with knurled grip allows for a strong slip-resistant grip.



Product #	Drive Size (in)	Finish	Overall Length (in)	Weight (lbs)	Repair Kit
J5457F	1/2	Full Polish	17-3/32	1.53	J5452FRK
					ASME B107.500

1/2" DRIVE SCAFFOLDING RATCHET

- › The scaffold ratchet is designed for working with scaffolding and other construction applications.
- › Socket retained with through hole and pin for safety.
- › Hammer tip reduces vibration and protects fasteners against distortion.
- › Hole in ratchet handle to be used with tether strap.

Product #	Drive Size (in)	Finish	Overall Length (in)	Weight (lbs)
J5449SC	1/2	Full Polish	10	2.01



1/2" DRIVE SPUD HANDLE RATCHET

- › Tapered handle for aligning bolt holes.
- › Spring-loaded pellet in male drive plug.
- › Black oxide finish.

Product #	Drive Size (in)	Finish	Overall Length (in)	Weight (lbs)
J5449-14BL	1/2	Black Oxide	14	2.03



ASME B107.500



1/2" DRIVE RATCHET ADAPTER

- › Converts standard handles to ratcheting handles.

Product #	Drive Size (in)	Finish	Overall Length (in)	Weight (lbs)
J5447	1/2	Full Polish	2-21/32	0.86



ASME B107.500



1/2" DRIVE HINGE HANDLE

- › Head Flexes 90° from horizontal.
- › Made of heat-treated alloy steel.
- › Chrome plated finish.

Product #	Drive Size (in)	Finish	Overall Length (in)	Weight (lbs)
J5466	1/2	Full Polish	10-7/8	1.14
J5467	1/2	Full Polish	15-3/4	1.52
J5468	1/2	Full Polish	18-5/8	1.69
J5468BL	1/2	Black Oxide	18-5/8	1.69
J5469	1/2	Full Polish	24	2.68



ASME B107.500





1/2" DRIVE SPEED HANDLE

- › Made from alloy steel.
- › Heat-treated for strength and durability.

Product #	Drive Size (in)	Finish	Overall Length (in)	Weight (lbs)
J5480G	1/2	Full Polish	18-5/16	1.55

 ASME B107.500



1/2" DRIVE SLIDING T-HANDLE

- › Made from alloy steel.
- › Heat-treated for strength and durability.

Product #	Drive Size (in)	Finish	Overall Length (in)	Weight (lbs)
J5485	1/2	Full Polish	12-15/16	1.11


 ASME B107.500



1/2" DRIVE STANDARD EXTENSIONS

- › Made from alloy steel.
- › Heat-treated for strength and durability.
- › Rigid extensions.

Product #	Drive Size (in)	Finish	Overall Length (in)	Weight (lbs)
J5460	1/2	Full Polish	2-1/2	0.24
J5460B	1/2	Black Oxide	2-1/2	0.24
J5461	1/2	Full Polish	5	0.44
J5461B	1/2	Black Oxide	5	0.44
J5463	1/2	Full Polish	10	0.89
J5463B	1/2	Black Oxide	10	0.89
J5464	1/2	Full Polish	20	1.87
J5465	1/2	Full Polish	36	3.41


 ASME B107.500

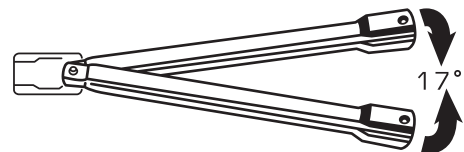


1/2" DRIVE WOBBLE EXTENSIONS

- › Provides up to a 17° angle of operation.
- › Made from alloy steel.
- › Heat-treated for strength and durability.
- › Rigid extension.

Product #	Drive Size (in)	Finish	Overall Length (in)	Weight (lbs)
J5460W	1/2	Full Polish	2-1/2	0.24
J5461W	1/2	Full Polish	5	0.44
J5463W	1/2	Full Polish	10	0.89
J5464W	1/2	Full Polish	20	1.90


 ASME B107.500



1/2" DRIVE LOCKING EXTENSIONS

- › Push button locking mechanism.
- › Over-molded protection cap prevents dust and debris from jamming mechanism.


Product #	Drive Size (in)	Finish	Overall Length (in)	Weight (lbs)
J5460-03L	1/2	Full Polish	3	0.40
J5461L	1/2	Full Polish	5	0.55
J5463L	1/2	Full Polish	10	1.04

 ASME B107.500



1/2" DRIVE ADAPTERS

Product #	Size (in)	Finish	Overall Length (in)	Weight (lbs)
J5253	3/8" F x 1/2" M	Full Polish	1-7/16	0.11
J5254	1/2" F x 3/8" M	Full Polish	1-3/8	0.13
J5653	1/2" F x 3/4" M	Full Polish	1-11/16	0.24
J5453	3/4" F x 1/2" M	Full Polish	1-7/8	0.39

 ASME B107.500



1/2" DRIVE LOCKING ADAPTER

- › Includes hex key for easy locking onto drive tool.
- › Knurl locking ring.

Product #	Drive Size (in)	Finish	Overall Length (in)	Weight (lbs)
J5460-02BLS	1/2	Black Oxide	3	0.36





1/2" DRIVE UNIVERSAL JOINT

Product #	Drive Size (in)	Finish	Overall Length (in)	Weight (lbs)
J5470A	1/2	Full Polish	2-3/4	0.30

 ASME B107.500



1/2" DRIVE SOCKETS - 6 POINT

- ▶ Proto® 6 Point Sockets are ideal for use on stubborn or damaged fasteners, and also on fasteners made from soft materials.
- ▶ TorquePlus™ features apply.



Product #	Size (in) (A)	Nut End Outside Dia. (in) (B)	Drive End Outside Dia. (in) (C)	Nut Depth (in) (D)	Bolt Clearance Depth (in) (E)	Overall Length (in) (L)	Weight (lbs)
J5408H	1/4	1/4	55/64	23/64	23/64	1-31/64	0.11
J5410H	5/16	17/32	55/64	23/64	25/32	1-31/64	0.11
J5412H	3/8	9/16	55/64	23/64	7/8	1-31/64	0.11
J5414H	7/16	43/64	55/64	23/64	7/8	1-31/64	0.11
J5416H	1/2	47/64	55/64	23/64	7/8	1-31/64	0.11
J5418H	9/16	13/16	55/64	23/64	53/64	1-1/2	0.13
J5419H	19/32	7/8	7/8	33/64	25/32	1-1/2	0.14
J5420H	5/8	7/8	7/8	9/16	21/32	1-1/2	0.14
J5421H	1-1/2	29/32	29/32	37/64	25/32	1-1/2	0.15
J5422H	11/16	61/64	61/64	9/16	21/32	1-1/2	0.15
J5424H	3/4	1-1/32	1-1/32	11/16	21/32	1-1/2	0.15
J5425H	1-1/2	1-1/16	1-1/16	11/16	25/32	1-1/2	0.19
J5426H	13/16	1-3/32	1-3/32	11/16	21/32	1-1/2	0.18
J5428H	7/8	1-11/64	1-11/64	11/16	45/64	1-9/16	0.26
J5430H	15/16	1-1/4	1-1/4	13/16	45/64	1-9/16	0.33
J5431H	1-9/16	1-9/32	1-9/32	13/16	27/32	1-9/16	0.31
J5432H	1	1-21/64	1-21/64	53/64	45/64	1-9/16	0.38
J5434H	1-1/16	1-13/32	1-13/32	13/16	25/32	1-41/64	0.42
J5436H	1-1/8	1-31/64	1-31/64	59/64	25/32	1-3/4	0.47
J5438H	1-3/16	1-9/16	1-9/16	59/64	25/32	1-3/4	0.59
J5440H	1-1/4	1-39/64	1-39/64	1	57/64	1-55/64	0.66
J5442H	1-15/16	1-21/32	1-21/32	27/32	49/64	1-3/4	0.69
J5444H	1-3/8	1-25/32	1-21/32	27/32	1-11/64	2-1/8	0.79
J5446H	1-7/16	1-59/64	1-21/32	27/32	1-11/64	2-1/8	0.98
J5448H	1-1/2	1-63/64	1-21/32	27/32	1-11/64	2-1/4	0.96
J5450H	1-9/16	2-1/32	1-5/8	1	1-9/32	2-1/4	1.12




ASME B107.1



PRODUCT FEATURES AND BENEFITS —



- ▶ High performance drive configuration allows for quick and easy socket engagement to the fastener flats, not the corners.
- ▶ Employs a radius-corner design, shifting contact area and stress away from the fastener corners and distributing contact stresses over a large area of the socket, minimizing slippage.
- ▶ The internal design minimizes fastener rounding, helps to extend fastener life, and allows the user to more easily turn worn, rounded, or rusted fasteners.





1/2" DRIVE METRIC SOCKETS - 6 POINT



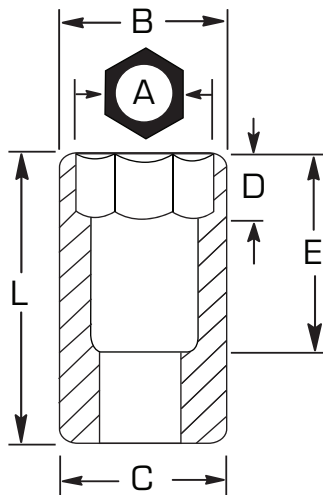
- › Proto® 6 Point Sockets are ideal for use on stubborn or damaged fasteners, and also on fasteners made from soft materials.
- › TorquePlus™ features apply.



Product #	Size (mm) (A)	Nut End Outside Dia. (in) (B)	Drive End Outside Dia. (in) (C)	Nut Depth (in) (D)	Bolt Clearance Depth (in) (E)	Overall Length (in) (L)	Weight (lbs)
J5408MH	8	35/64	55/64	23/64	47/64	1-31/64	0.11
J5409MH	9	19/32	55/64	23/64	47/64	1-31/64	0.12
J5410MH	10	39/64	55/64	23/64	25/32	1-31/64	0.09
J5411MH	11	45/64	55/64	23/64	25/32	1-31/64	0.10
J5412MH	12	47/64	55/64	23/64	25/32	1-31/64	0.10
J5413MH	13	3/4	55/64	23/64	25/32	1-31/64	0.12
J5414MH	14	13/16	55/64	23/64	25/32	1-31/64	0.13
J5415MH	15	55/64	55/64	37/64	25/32	1-1/2	0.13
J5416MH	16	55/64	55/64	37/64	25/32	1-1/2	0.14
J5417MH	17	61/64	61/64	37/64	25/32	1-1/2	0.17
J5418MH	18	61/64	61/64	37/64	25/32	1-1/2	0.17
J5419MH	19	1-1/32	1-1/32	11/16	25/32	1-1/2	0.19
J5420MH	20	1-3/32	1-3/32	11/16	55/64	1-1/2	0.22
J5421MH	21	1-3/32	1-3/32	11/16	55/64	1-1/2	0.24
J5422MH	22	1-3/16	1-3/16	45/64	29/32	1-17/32	0.26
J5423MH	23	1-13/64	1-13/64	13/16	29/32	1-17/32	0.27
J5424MH	24	1-1/4	1-1/4	27/32	29/32	1-17/32	0.28
J5425MH	25	1-5/16	1-5/16	27/32	29/32	1-17/32	0.30
J5426MH	26	1-11/32	1-11/32	57/64	29/32	1-39/64	0.33
J5427MH	27	1-25/64	1-25/64	55/64	1-3/64	1-43/64	0.39
J5428MH	28	1-9/32	1-29/64	61/64	1-5/32	1-25/32	0.48
J5429MH	29	1-31/64	1-31/64	61/64	1-5/32	1-25/32	0.48
J5430MH	30	1-9/16	1-17/32	61/64	1-5/32	1-25/32	0.53
J5431MH	31	1-5/8	1-5/8	61/64	1-5/32	1-25/32	0.53
J5432MH	32	1-5/8	1-5/8	1	1-5/32	1-27/32	0.57
J5434MH	34	1-49/64	1-21/32	7/8	1-5/32	2-1/4	0.86
J5436MH	36	1-59/64	1-21/32	1	1-5/32	2-1/4	0.86



ASME B107.5M





1/2" DRIVE DEEP SOCKETS - 6 POINT

- ▶ Proto® 6 Point Sockets are ideal for use on stubborn or damaged fasteners, and also on fasteners made from soft materials.
- ▶ TorquePlus™ features apply.



Product #	Size (in) (A)	Nut End Outside Dia. (in) (B)	Drive End Outside Dia. (in) (C)	Nut Depth (in) (D)	Bolt Clearance Depth (in) (E)	Overall Length (in) (L)	Weight (lbs)
J5312H	3/8	9/16	7/8	1/4	2-39/64	3-1/4	0.30
J5314H	7/16	9/16	7/8	23/64	2-39/64	3-1/4	0.30
J5316H	1/2	47/64	55/64	25/32	2-39/64	3-1/4	0.31
J5318H	9/16	13/16	27/32	7/8	2-39/64	3-1/4	0.31
J5320H	5/8	7/8	7/8	1-3/16	2-39/64	3-1/4	0.31
J5322H	11/16	31/32	31/32	1-3/16	2-39/64	3-1/4	0.33
J5324H	3/4	1-3/64	1-3/64	1-3/16	2-39/64	3-1/4	0.40
J5326H	13/16	1-1/8	1-1/8	1-3/16	2-39/64	3-1/4	0.43
J5328H	7/8	1-11/64	1-11/64	1-3/16	2-39/64	3-1/4	0.54
J5330H	15/16	1-1/4	1-1/4	1-3/16	2-39/64	3-1/4	0.65
J5332H	1	1-21/64	1-21/64	1-3/16	2-39/64	3-1/4	0.71
J5334H	1-1/16	1-7/16	1-7/16	1-3/16	2-1/4	3-1/4	0.72
J5336H	1-1/8	1-1/2	1-1/2	1	2-1/4	3-1/4	0.74
J5338H	1-3/16	1-35/64	1-35/64	1-3/32	2-1/4	3-1/4	0.85
J5340H	1-1/4	1-19/32	1-19/32	1-3/16	2-1/4	3-1/4	1.02
J5342H	1-5/16	1-7/8	1-5/8	27/32	2-19/64	3-1/2	1.06
J5344H	1-3/8	1-7/8	1-5/8	29/32	2-1/4	3-1/2	1.23
J5346H	1-7/16	2-1/16	1-5/8	61/64	2-1/4	3-1/2	1.27
J5348H	1-1/2	2	1-5/8	1	2-1/4	3-1/2	1.58



ASME B107.1

1/2" DRIVE SOCKETS - 8 POINT

Product #	Size (in) (A)	Nut End Outside Dia. (in) (B)	Drive End Outside Dia. (in) (C)	Nut Depth (in) (D)	Bolt Clearance Depth (in) (E)	Overall Length (in) (L)	Weight (lbs)
J5412S	3/8	45/64	55/64	1/4	1-1/64	1-7/16	0.11
J5414S	7/16	51/64	51/64	5/16	1-1/8	1-7/16	0.11
J5416S	1/2	59/64	59/64	11/32	1-3/32	1-7/16	0.11
J5418S	9/16	1	1	3/8	1-1/64	1-1/2	0.13
J5420S	5/8	1-5/64	1-5/64	37/64	1-3/32	1-1/2	0.14
J5422S	11/16	1-11/64	1-11/64	13/32	1-1/64	1-1/2	0.15
J5424S	3/4	1-15/64	1-15/64	29/64	1-1/16	1-1/2	0.18
J5426S	13/16	1-23/64	1-23/64	27/32	1-5/32	1-5/8	0.23
J5428S	7/8	1-1/2	1-1/2	27/32	1-1/8	1-5/8	0.51
J5432S	1	1-11/16	1-11/16	3/4	11/16	1-3/4	0.80



ASME B107.1

1/2" DRIVE SOCKETS - 12 POINT

- ▶ Proto® 12 Point Sockets are ideal for use on stubborn or damaged fasteners, and also on fasteners made from soft materials.
- ▶ TorquePlus™ features apply.

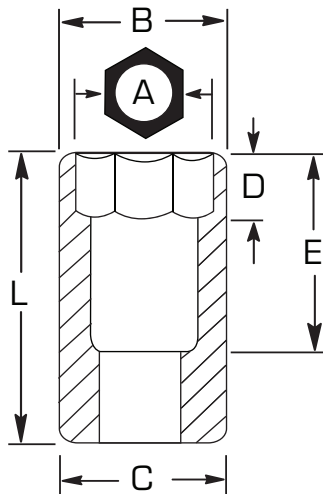


Product #	Size (in) (A)	Nut End Outside Dia. (in) (B)	Drive End Outside Dia. (in) (C)	Nut Depth (in) (D)	Bolt Clearance Depth (in) (E)	Overall Length (in) (L)	Weight (lbs)
J5408T	1/4	1/4	23/32	23/64	23/32	1-34/64	0.11
J5410	5/16	17/32	55/64	23/64	23/32	1-34/64	0.11
J5412	3/8	9/16	55/64	23/64	7/8	1-31/64	0.11
J5414	7/16	43/64	55/64	23/64	7/8	1-31/64	0.11
J5416	1/2	47/64	55/64	23/64	7/8	1-31/64	0.11
J5417	17/32	7/8	55/64	23/64	23/32	1-31/64	0.12
J5418	9/16	13/16	55/64	23/64	51/64	1-1/2	0.13
J5419	19/32	7/8	55/64	9/16	21/32	1-1/2	0.13
J5420	5/8	7/8	7/8	9/16	21/32	1-1/2	0.14
J5421	21/32"	61/64	61/64	9/16	21/32	1-1/2	0.15
J5422	11/16	61/64	61/64	9/16	21/32	1-1/2	0.15
J5424	3/4	1-1/32	1-1/64	11/16	21/32	1-1/2	0.15
J5425	25/32	1-1/16	1-5/64	11/16	21/32	1-1/2	0.20
J5426	13/16	1-3/32	1-5/64	11/16	21/32	1-1/2	0.23
J5428	7/8	1-11/64	1-3/16	11/16	45/64	1-9/16	0.26
J5429	29/32	1-3/16	1-3/16	13/16	45/64	1-9/16	0.30
J5430	15/16	1-1/4	1-1/4	13/16	45/64	1-9/16	0.33
J5431	31/32	1-9/32	1-9/32	13/16	45/64	1-9/16	0.35
J5432	1	1-21/64	1-5/16	27/32	45/64	1-9/16	0.38
J5434	1-1/16	1-13/32	1-25/64	13/16	25/32	1-5/8	0.42
J5436	1-1/8	1-31/64	1-31/64	15/16	29/32	1-3/4	0.47
J5438	1-3/16	1-9/16	1-17/32	59/64	29/32	1-3/4	0.59
J5440	1-1/4	1-39/64	1-37/64	1	7/8	1-3/4	0.66
J5442	1-5/16	1-21/32	1-41/64	27/32	1-19/64	1-55/64	0.69
J5444	1-3/8	1-25/32	1-5/8	25/32	1-19/64	2	0.79
J5446	1-7/16	1-59/64	1-5/8	27/32	1-19/64	2-1/8	0.98
J5448	1-1/2	1-63/64	1-5/8	27/32	1-19/64	2-1/4	1.12



AS954E S3.8.1

ASME B107.1



1/2" DRIVE METRIC SOCKETS - 12 POINT

METRIC

- ▶ Proto® 12 Point Sockets are ideal for use on stubborn or damaged fasteners, and also on fasteners made from soft materials.
- ▶ TorquePlus™ features apply.

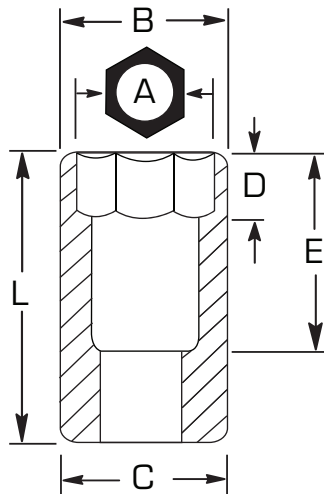


Product #	Size (mm) (A)	Nut End Outside Dia. (in) (B)	Drive End Outside Dia. (in) (C)	Nut Depth (in) (D)	Bolt Clearance Depth (in) (E)	Overall Length (in) (L)	Weight (lbs)
J5408M	8	35/64	55/64	23/64	25/32	1-19/64	0.11
J5409M	9	19/32	55/64	23/64	25/32	1-31/64	0.11
J5410M	10	39/64	55/64	23/64	55/64	1-31/64	0.11
J5411M	11	45/64	55/64	23/64	55/64	1-31/64	0.11
J5412M	12	47/64	55/64	23/64	55/64	1-31/64	0.11
J5413M	13	3/4	55/64	23/64	55/64	1-31/64	0.12
J5414M	14	13/16	55/64	23/64	7/8	1-1/2	0.13
J5415M	15	55/64	55/64	37/64	7/8	1-1/2	0.13
J5416M	16	7/8	7/8	37/64	7/8	1-1/2	0.13
J5417M	17	61/64	61/64	37/64	7/8	1-1/2	0.14
J5418M	18	61/64	61/64	37/64	7/8	1-1/2	0.17
J5419M	19	1-1/32	1-1/32	11/16	27/32	1-1/2	0.19
J5420M	20	1-3/32	1-3/32	11/16	27/32	1-1/2	0.22
J5421M	21	1-3/32	1-3/32	11/16	27/32	1-1/2	0.24
J5422M	22	1-11/64	1-11/64	11/16	27/32	1-17/32	0.26
J5423M	23	1-13/64	1-13/64	25/32	59/64	1-17/32	0.27
J5424M	24	1-1/4	1-1/4	53/64	59/64	1-17/32	0.28
J5425M	25	1-9/32	1-9/32	53/64	59/64	1-17/32	0.30
J5426M	26	1-21/64	1-21/64	55/64	63/64	1-39/64	0.33
J5427M	27	1-13/32	1-13/32	15/16	1-3/64	1-43/64	0.39
J5428M	28	1-31/64	1-31/64	63/64	1-5/32	1-25/32	0.48
J5429M	29	1-31/64	1-31/64	63/64	1-5/32	1-25/32	0.62
J5430M	30	1-9/16	1-17/32	63/64	1-5/32	1-25/32	0.63
J5431M	31	1-39/64	1-39/64	1-1/16	1-5/32	1-25/32	0.63
J5432M	32	1-39/64	1-39/64	1-1/8	1-7/32	1-27/32	0.63
J5434M	34	1-49/64	1-49/64	1	1-35/64	1-27/32	0.63
J5436M	36	1-31/32	1-31/32	1-3/8	1-39/64	2-15/64	1.04
J5438M	38	2-1/32	2-1/32	1-3/8	1-39/64	2-1/4	1.04



AS954E S3.8.1

ASME B107.5M





1/2" DRIVE BLACK OXIDE SOCKETS - 12 POINT

- ▶ Proto® 12 Point Sockets are ideal for use on stubborn or damaged fasteners, and also on fasteners made from soft materials.
- ▶ TorquePlus™ features apply.



Product #	Size (in) (A)	Nut End Outside Dia. (in) (B)	Drive End Outside Dia. (in) (C)	Nut Depth (in) (D)	Bolt Clearance Depth (in) (E)	Overall Length (in) (L)	Weight (lbs)
J5412B	3/8	9/16	55/64	23/64	7/8	1-1/2	0.10
J5414B	7/16	43/64	55/64	23/64	7/8	1-1/2	0.12
J5416B	1/2	47/64	55/64	23/64	7/8	1-1/2	0.12
J5418B	9/16	13/16	55/64	23/64	51/64	1-1/2	0.12
J5420B	5/8	7/8	7/8	9/16	21/37	1-1/2	0.12
J5422B	11/16	61/64	61/64	9/16	21/32	1-1/2	0.15
J5424B	3/4	1-1/32	1-1/32	11/16	21/32	1-1/2	0.17
J5426B	13/16	1-3/32	1-3/32	11/16	21/32	1-1/2	0.20
J5428B	7/8	1-11/64	1-11/64	11/16	45/64	1-9/16	0.25
J5430B	15/16	1-1/4	1-1/4	13/16	45/64	1-9/16	0.27
J5432B	1	1-5/16	1-3/16	27/32	45/64	1-9/16	0.31
J5434B	1-1/16	1-25/64	1-25/64	13/16	25/32	1-5/8	0.37
J5436B	1-1/8	1-31/64	1-31/64	15/16	29/32	1-3/4	0.44
J5438B	1-3/16	1-17/32	1-17/32	59/64	29/32	1-3/4	0.45
J5440B	1-1/4	1-37/64	1-37/64	1	7/8	1-21/32	0.43
J5442B	1-5/16	1-41/64	1-41/64	1-27/32	1-19/64	1-3/4	0.52
J5444B	1-3/8	1-51/64	1-5/8	1-31/32	1-19/64	2	0.67
J5446B	1-7/16	1-59/64	1-5/8	1-27/32	1-19/64	2-1/8	0.80
J5448B	1-1/2	1-63/64	1-5/8	1-27/32	1-19/64	2-1/4	0.85

AS954E S3.8.1 ASME B107.1

1/2" DRIVE DEEP SOCKETS - 12 POINT

- ▶ Proto® 12 Point Sockets are ideal for use on stubborn or damaged fasteners, and also on fasteners made from soft materials.
- ▶ TorquePlus™ features apply.



Product #	Size (in) (A)	Nut End Outside Dia. (in) (B)	Drive End Outside Dia. (in) (C)	Nut Depth (in) (D)	Bolt Clearance Depth (in) (E)	Overall Length (in) (L)	Weight (lbs)
J5312	3/8	9/16	7/8	1/4	2-39/64	3-1/4	0.28
J5314	7/16	9/16	7/8	23/64	2-39/64	3-1/4	0.28
J5316	1/2	47/64	55/64	25/32	2-39/64	3-1/4	0.29
J5318	9/16	13/16	27/32	15/16	2-39/64	3-1/4	0.29
J5320	5/8	7/8	7/8	1-7/32	2-39/64	3-1/4	0.30
J5322	11/16	31/32	31/32	1-7/32	2-39/64	3-1/4	0.42
J5324	3/4	1-3/64	1-3/64	1-7/32	2-39/64	3-1/4	0.42
J5326	13/16	1-3/32	1-3/32	1-7/32	2-39/64	3-1/4	0.52
J5328	7/8	1-11/64	1-11/64	1-7/32	2-39/64	3-1/4	0.58
J5330	15/16	1-1/4	1-1/4	1-7/32	2-39/64	3-1/4	0.67
J5332	1	1-21/64	1-21/64	1-7/32	2-29/64	3-1/4	0.67
J5334	1-1/16	1-13/32	1-13/32	1-9/32	2-29/64	3-1/4	0.75
J5336	1-1/8	1-1/2	1-1/2	1-5/32	2-29/64	3-1/4	0.83
J5340	1-1/4	1-9/16	1-9/16	1-13/32	2-29/64	3-1/4	1.06
J5338	1-3/16	1-35/64	1-35/64	1-7/64	2-1/4	3-1/4	0.83
J5342	1-5/16	1-7/8	1-5/8	27/32	2-1/4	3-1/2	1.06
J5344	1-3/8	1-7/8	1-5/8	61/64	2-1/4	3-1/2	1.23
J5346	1-7/16	2-1/16	1-5/8	61/64	2-1/4	3-1/2	1.27
J5348	1-1/2	2-1/16	1-5/8	1	2-1/4	3-1/2	1.58

AS954E S3.8.1 ASME B107.1



1/2" DRIVE METRIC DEEP SOCKETS - 12 POINT

METRIC

- ▶ Proto® 12 Point Sockets are ideal for use on stubborn or damaged fasteners, and also on fasteners made from soft materials.
- ▶ TorquePlus™ features apply.

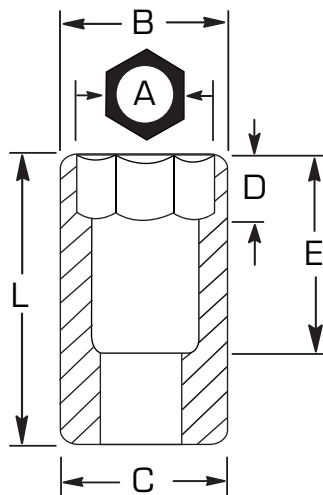


Product #	Size (mm) (A)	Nut End Outside Dia. (in) (B)	Drive End Outside Dia. (in) (C)	Nut Depth (in) (D)	Bolt Clearance Depth (in) (E)	Overall Length (in) (L)	Weight (lbs)
J5310M	10	39/64	55/64	19/32	2-3/32	3-1/4	0.25
J5311M	11	45/64	55/64	5/8	2-3/32	3-1/4	0.25
J5312M	12	47/64	55/64	43/64	2-3/32	3-1/4	0.26
J5313M	13	3/4	55/64	43/64	2-3/32	3-1/4	0.26
J5314M	14	27/32	27/32	15/16	2-3/32	3-1/4	0.30
J5315M	15	55/64	55/64	1-1/16	2-3/32	3-1/4	0.32
J5316M	16	55/64	55/64	1-3/16	2-3/32	3-1/4	0.32
J5317M	17	61/64	61/64	1-3/16	2-3/32	3-1/4	0.33
J5318M	18	63/64	63/64	1-3/16	2-3/32	3-1/4	0.33
J5319M	19	1-3/64	1-3/64	1-3/16	2-3/32	3-1/4	0.37
J5320M	20	1-3/32	1-3/32	1-3/16	2-3/32	3-1/4	0.46
J5321M	21	1-3/32	1-3/32	1-3/16	2-3/32	3-1/4	0.51
J5322M	22	1-11/64	1-11/64	1-3/16	2-3/32	3-1/4	0.51
J5323M	23	1-13/64	1-13/64	1-3/16	2-3/32	3-1/4	0.51
J5324M	24	1-1/4	1-1/4	1-3/16	2-3/32	3-1/4	0.51
J5325M	25	1-5/16	1-5/16	1-3/16	2-3/32	3-1/4	0.62
J5326M	26	1-21/64	1-21/64	1-3/16	2-3/32	3-1/4	0.63
J5327M	27	1-1/64	1-1/64	1-7/64	2-3/32	3-1/4	0.65
J5328M	28	1-3/32	1-31/64	1-7/64	2-3/32	3-1/4	0.68
J5329M	29	1-31/64	1-31/64	1-7/64	2-3/32	3-1/4	0.68
J5330M	30	1-9/16	1-9/16	1-7/64	2-5/8	3-1/4	0.70
J5331M	31	1-39/64	1-39/64	1-7/64	2-5/8	3-1/4	0.73
J5332M	32	1-39/64	1-39/64	1-7/64	2-5/8	3-1/4	0.73
J5336M	36	1-31/32	1-31/32	1-7/64	2-5/8	3-1/4	0.99



AS954E S3.8.1

ASME B107.5M





1/2" DRIVE BLACK OXIDE DEEP SOCKETS - 12 POINT

- ▶ Proto® 12 Point Sockets are ideal for use on stubborn or damaged fasteners, and also on fasteners made from soft materials.
- ▶ TorquePlus™ features apply.



Product #	Size (in) (A)	Nut End Outside Dia. (in) (B)	Drive End Outside Dia. (in) (C)	Nut Depth (in) (D)	Bolt Clearance Depth (in) (E)	Overall Length (in) (L)	Weight (lbs)
J5316B	1/2	47/64	55/64	51/64	2-1/8	3-1/4	0.27
J5318B	9/16	13/16	55/64	7/8	2-1/8	3-1/4	0.31
J5320B	5/8	7/8	7/8	1-3/16	2-1/8	3-1/4	0.28
J5322B	11/16	61/64	61/64	1-3/16	2-1/8	3-1/4	0.33
J5324B	3/4	1-3/64	1-3/64	1-3/16	2-1/8	3-1/4	0.39
J5326B	13/16	1-3/32	1-3/32	1-3/16	2-1/8	3-1/4	0.42
J5328B	7/8	1-11/64	1-11/64	1-3/16	2-1/8	3-1/4	0.50
J5330B	15/16	1-1/4	1-1/4	1-3/16	2-1/8	3-1/4	0.55
J5332B	1	1-21/64	1-21/64	1-3/16	2-1/8	3-1/4	0.59
J5334B	1-1/16	1-13/32	1-13/32	1-3/16	2-1/8	3-1/4	0.69
J5336B	1-1/8	1-31/64	1-31/64	1-3/16	2-1/8	3-1/4	0.76
J5340B	1-1/4	1-37/64	1-37/64	1-3/16	2-1/8	3-1/4	0.79



AS954E S3.8.1

ASME B107.1

1/2" DRIVE SOCKETS - SPLINE

- ▶ Proto® Spline tools are designed to service high tensile strength fasteners used widely on military and commercial aircraft and in heavy machinery applications where vibration is prevalent. They are also used in automotive and industrial areas where high performance torque needs to be achieved.
- ▶ Spline sockets help tighten high-strength bolts to high torque loads. They help lower the force required to turn standard fasteners by allowing the torque load to be moved away from the corners to help prevent fastener rounding. They also turn fasteners with damaged corners.
- ▶ Spline sockets on spline fasteners help deliver twice the torque of 12 point wrenches on double-box fasteners, and more torque than hex wrenches on hex fasteners.
- ▶ Spline helps reduce foreign object debris (FOD) by having a precise fit between the fastening tool and its fastener.



Product #	Size (in) (A)	Spline Size	Nut End Outside Dia. (in) (B)	Drive End Outside Dia. (in) (C)	Nut Depth (in) (D)	Bolt Clearance Depth (in) (E)	Overall Length (in) (L)	Weight (lbs)
J5416SPL	1/2	#16	7/8	7/8	31/64	13/16	1-7/16	0.11
J5418SPL	9/16	#18	7/8	7/8	31/64	13/16	1-7/16	0.11
J5420SPL	5/8	#20	7/8	7/8	17/32	1-1/16	1-9/16	0.14
J5422SPL	11/16	#22	61/64	61/64	17/32	1-1/16	1-9/16	0.17
J5424SPL	3/4	#24	1-3/64	1-3/64	17/32	1-1/16	1-9/16	0.20
J5426SPL	13/16	#26	1-1/8	1-1/8	17/32	1-1/16	1-9/16	0.23
J5428SPL	7/8	#28	1-3/16	1-3/16	17/32	1-1/16	1-9/16	0.24
J5430SPL	15/16	#30	1-5/16	1-5/16	17/32	1-1/16	1-9/16	0.30





1/2" DRIVE DEEP SOCKETS - SPLINE

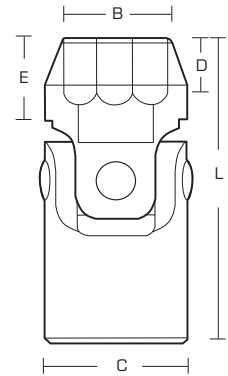

- ▶ Proto® Spline tools are designed to service high tensile strength fasteners used widely on military and commercial aircraft and in heavy machinery applications where vibration is prevalent. They are also used in automotive and industrial areas where high performance torque needs to be achieved.
- ▶ Spline sockets help tighten high-strength bolts to high torque loads. They help lower the force required to turn standard fasteners by allowing the torque load to be moved away from the corners to help prevent fastener rounding. They also turn fasteners with damaged corners.
- ▶ Spline sockets on spline fasteners help deliver twice the torque of 12 point wrenches on double-box fasteners, and more torque than hex wrenches on hex fasteners.
- ▶ Spline helps reduce foreign object debris (FOD) by having a precise fit between the fastening tool and its fastener.



Product #	Size (in) (A)	Spline Size	Nut End Outside Dia. (in) (B)	Drive End Outside Dia. (in) (C)	Nut Depth (in) (D)	Bolt Clearance Depth (in) (E)	Overall Length (in) (L)	Weight (lbs)
J5316DPL	1/2	#16	7/8	7/8	31/64	2-7/8	3-3/8	0.24
J5318DPL	9/16	#18	7/8	7/8	31/64	2-7/8	3-3/8	0.28
J5320DPL	5/8	#20	7/8	7/8	33/64	2-7/8	3-3/8	0.32
J5322DPL	11/16	#22	61/64	61/64	17/32	2-7/8	3-3/8	0.29
J5324DPL	3/4	#24	1-3/64	1-3/64	17/32	2-7/8	3-3/8	0.33
J5326DPL	13/16	#26	1-1/8	1-1/8	17/32	2-7/8	3-3/8	0.37
J5328DPL	7/8	#28	1-3/16	1-3/16	17/32	2-7/8	3-3/8	0.41
J5330DPL	15/16	#30	1-5/16	1-5/16	17/32	2-7/8	3-3/8	0.48

FEATURES AND BENEFITS — SPLINE SOCKETS

- ▶ High strength in a compact profile.
- ▶ Standard depth and deep sockets are available in the three smaller drive sizes - 1/4", 3/8", and 1/2".
- ▶ Can be used on spline fasteners, as well as on 4, 6, 8 or 12 point fasteners.



1/2" DRIVE METRIC UNIVERSAL SOCKETS - 6 POINT

METRIC

- ▶ Universal sockets permit turning at an angle up to 65° where obstructions may prevent a straight application.
- ▶ Proto® 6 Point Sockets are ideal for use on stubborn or damaged fasteners, and also on fasteners made from soft materials.
- ▶ TorquePlus™ features apply.



Product #	Size (mm) (A)	Nut End Outside Dia. (in) (B)	Drive End Outside Dia. (in) (C)	Nut Depth (in) (D)	Bolt Clearance Depth (in) (E)	Overall Length (in) (L)	Weight (lbs)
J5484HAM	21	1-3/16	1	1/2	1/2	2-9/16	0.37
J5485HAM	22	1-1/4	1	1/2	1/2	2-9/16	0.38
J5487HAM	24	1-3/16	1	9/16	9/16	2-9/16	0.39



ASME B107.1



1/2" DRIVE UNIVERSAL SOCKETS - 12 POINT

- › Proto® 12 Point Sockets are ideal for use on stubborn or damaged fasteners, and also on fasteners made from soft materials.
- › TorquePlus™ features apply.



Product #	Size (in) (A)	Nut End Outside Dia. (in) (B)	Drive End Outside Dia. (in) (C)	Nut Depth (in) (D)	Bolt Clearance Depth (in) (E)	Overall Length (in) (L)	Weight (lbs)
J5475A	1/2	23/32	15/16	3/8	29/64	2-15/32	0.25
J5476A	9/16	13/16	15/16	13/32	1/2	2-21/32	0.26
J5477A	5/8	15/16	15/16	29/64	1/2	2-21/32	0.27



1/2" DRIVE SPARK PLUG SOCKETS - 6 POINT

- › With rubber insert.
- › Proto® 6 Point Sockets are ideal for use on stubborn or damaged fasteners, and also on fasteners made from soft materials.
- › TorquePlus™ features apply.



Product #	Size (in) (A)	Overall Length (in) (L)	Weight (lbs)
J5320-50	5/8	2-1/2	0.23
J5326HPA	13/16	2-47/64	0.35



ASME B107.34

1/2" DRIVE DRAG LINK SOCKETS

- › Made of heat-treated alloy steel.
- › Ball detent.

Product #	Size (in)	Tip Width (in)	Overall Length (in)	Weight (lbs)
J5444A	3/4	0.115	1-5/8	0.14
J5446A	15/16	0.154	1-5/8	0.17





1/2" DRIVE SLOTTED SCREWDRIVER BIT SOCKETS

- › Made of heat-treated alloy steel.
- › Ball detent.

Product #	Tip Size	Tip Thick. (in)	Overall Length (in)	Weight (lbs)
J5407A	7/16	3/64	3-5/32	0.20
J5408A	1/2	5/64	3-5/32	0.22
J5409A	5/8	3/32	3-5/32	0.27



1/2" DRIVE PHILLIPS® SCREWDRIVER BIT SOCKETS

- › Bit holders have a hex opening to hold the bit allowing the bit holder to take the full load of torque.
- › Made of heat-treated alloy steel.
- › Polished chrome finish.

Product #	Tip Size	Tip Width (in)	Overall Length (in)	Weight (lbs)
J5402	#2	2-5/32	2-5/32	0.19
J5403	#3	2-5/32	2-5/32	0.18
J5404	#4	2-5/32	2-5/32	0.19



1/2" DRIVE HEX BIT SOCKETS

- › Bit holders have a hex opening to hold the bit allowing the bit holder to take the full load of torque.
- › Made of heat-treated alloy steel.
- › Polished chrome finish.

Product #	Size (in)	Bit Length (in)	Overall Length (in)	Weight (lbs)
J54411/4	1/4	1-3/4	3-1/4	0.19
J54415/16	5/16	1-3/4	3-1/4	0.22
J54413/8	3/8	1-3/4	3-1/4	0.25
J54417/16	7/16	1-3/4	3-1/4	0.28
J54411/2	1/2	1-7/8	3-5/8	0.46
J54419/16	9/16	1-7/8	3-5/8	0.50
J54415/8	5/8	2	4	0.85
J54413/4	3/4	2	4	0.92





1/2" DRIVE EXTRA-LONG HEX BIT SOCKETS

- › Bit holders have a hex opening to hold the bit allowing the bit holder to take the full load of torque.
- › Made of heat-treated alloy steel.
- › Polished chrome finish.

Product #	Size (in)	Bit Length (in)	Overall Length (in)	Weight (lbs)
J54411/4XL	1/4	3-1/8	4-5/8	0.20
J54415/16XL	5/16	4-1/8	5-5/8	0.29
J54413/8XL	3/8	4-1/8	5-5/8	0.42
J54411/2XL	1/2	5-3/8	7-1/8	0.60
J54419/16XL	9/16	5-3/8	7-1/8	0.77
J54415/8XL	5/8	5-3/16	7-3/16	0.86



1/2" DRIVE METRIC HEX BIT SOCKETS

METRIC

Product #	Size (mm)	Bit Length (in)	Overall Length (in)	Weight (lbs)
J5441-6M	6	1-3/4	3-1/4	0.20
J5441-8M	8	1-3/4	3-1/4	0.22
J5441-10M	10	1-3/4	3-1/4	0.26
J5441-12M	12	1-3/4	3-1/4	0.29
J5441-13M	13	1-7/8	3-41/64	0.46
J5441-14M	14	1-7/8	3-41/64	0.50
J5441-15M	15	1-7/8	3-41/64	0.50
J5441-17M	17	2	4	0.87
J5441-18M	18	2	4	0.90
J5441-19M	19	2	4	0.94



- › Bit holders have a hex opening to hold the bit allowing the bit holder to take the full load of torque.
- › Made of heat-treated alloy steel.
- › Polished chrome finish.



1/2" DRIVE METRIC EXTRA-LONG HEX BIT SOCKETS

METRIC

- › Bit holders have a hex opening to hold the bit allowing the bit holder to take the full load of torque.
- › Made of heat-treated alloy steel.
- › Polished chrome finish.

Product #	Size (mm)	Bit Length (in)	Overall Length (in)	Weight (lbs)
J5441-12MXL	12	5-5/8	7-1/8	0.50
J5441-14MXL	14	5-3/8	7-1/8	0.75
J5441-17MXL	17	5-1/8	7-1/8	1.20





1/2" DRIVE CROWFOOT WRENCHES

- › Crowfoot wrenches are used in hard to reach, restricted access situations where a standard wrench or ratchet cannot reach.
- › Anti-Slip Design Open End (ASD).
- › The arched surfaces are designed to spread the contact forces over a greater area and they keep the loads off the corners of the fastener which helps prevent fastener rounding.
- › Broad size range ensures the right tool for the application will be available.
- › Typically used in lower torque applications.
- › Full Polish finish provides corrosion resistance and easy to clean surfaces.
- › Locking hole feature helps keep the crowfoot wrench engaged on the extension during use reducing downtime due to detachment of crowfoot in awkward spaces.
- › Use with locking extensions to reach into spaces too small for a mechanic's arm or where the fastener is out of site.



Product #	Size (in)	Overall Length (in)	Weight (lbs)
J5330CF	15/16	2-13/16	0.47
J5332CF	1	2-13/16	0.46
J5334CF	1-1/16	2-7/8	0.51
J5336CF	1-1/8	3	0.54
J5338CF	1-3/16	3	0.58
J5340CF	1-1/4	3-5/16	0.66
J5342CF	1-5/16	3-5/16	0.66
J5344CF	1-3/8	3-3/8	0.72
J5346CF	1-7/16	3-3/8	0.75
J5348CF	1-1/2	3-7/16	0.77
J5350CF	1-9/16	3-1/2	0.80
J5352CF	1-5/8	3-1/2	0.83
J5354CF	1-11/16	3-13/16	0.95
J5356CF	1-3/4	3-13/16	0.98
J5358CF	1-13/16	3-7/8	1.01
J5360CF	1-7/8	3-7/8	1.05
J5364CF	2	3-15/16	1.10
J5368CF	2-1/8	4-1/16	1.09
J5372CF	2-1/4	4-3/8	1.27
J5376CF	2-3/8	4-7/16	1.29
J5378CF	2-7/16	4-7/16	1.28
J5380CF	2-1/2	4-1/2	1.25



ASME B107.21

1/2" DRIVE FLARE NUT CROWFOOT WRENCHES

- › Designed for speed and safety.
- › Special heat-treated alloy steel helps increase strength and durability.
- › 12 Point Box end allows for fine indexing, helping to improve speed and access. Fits 4, 6 and 12 point fasteners.
- › Full Polish finish provides corrosion resistance and easy to clean surfaces.



Product #	Size (in)	Overall Length (in)	Weight (lbs)
J5336FL	1-1/8	2-13/16	0.19
J5338FL	1-3/16	2-7/8	0.19
J5340FL	1-1/4	3	0.19
J5342FL	1-5/16	3-1/16	0.19
J5344FL	1-3/8	3-5/16	0.25
J5346FL	1-7/16	3-3/8	0.25
J5348FL	1-1/2	3-7/16	0.25
J5350FL	1-9/16	3-9/16	0.31
J5352FL	1-5/8	3-3/4	0.31
J5354FL	1-11/16	3-13/16	0.31
J5356FL	1-3/4	3-7/8	0.38
J5358FL	1-13/16	4	0.38
J5360FL	1-7/8	4-1/4	0.45
J5362FL	1-15/16	4-5/16	0.50
J5364FL	2	4-7/16	0.50



ASME B107.21



3/4" DRIVE 42 PIECE COMBINATION SOCKET SET - 12 AND 6 POINT

Product #: **J55106**

- ▶ 6 Point Deep: 7/8, 15/16, 1, 1-1/16, 1-1/8, 1-1/4, 1-5/16, 1-3/8, 1-7/16, 1-1/2, 1-5/8 Inch.
- ▶ 12 Point Standard: 3/4, 13/16, 7/8, 15/16, 1, 1-1/16, 1-1/8, 1-3/16, 1-1/4, 1-5/16, 1-3/8, 1-7/16, 1-1/2, 1-9/16, 1-5/8, 1-11/16, 1-3/4, 1-13/16, 1-7/8, 2, 2-1/8, 2-3/16, 2-1/4, 2-3/8 Inch.
- ▶ Accessories: Pear Head Ratchet, 4, 8, and 16 Inch Extensions, Hinge Handle, Universal Joint, Sliding T-Handle, and Metal Box.
- ▶ Weight (lbs): 92.35



Contents	Description	ASME Spec.	AS Spec.
J5524	Socket, 3/4" DR 3/4" 12 PT	ASME B107.1	
J5526	Socket, 3/4" DR 13/16" 12 PT	ASME B107.1	
J5528	Socket, 3/4" DR 7/8" 12 PT	ASME B107.1	
J5530	Socket, 3/4" DR 15/16" 12 PT	ASME B107.1	
J5532	Socket, 3/4" DR 1" 12 PT	ASME B107.1	
J5534	Socket, 3/4" DR 1-1/16" 12 PT	ASME B107.1	
J5536	Socket, 3/4" DR 1-1/8" 12 PT	ASME B107.1	
J5538	Socket, 3/4" DR 1-3/16" 12 PT	ASME B107.1	
J5540	Socket, 3/4" DR 1-1/4" 12 PT	ASME B107.1	
J5542	Socket, 3/4" DR 1-5/16" 12 PT	ASME B107.1	
J5544	Socket, 3/4" DR 1-3/8" 12 PT	ASME B107.1	
J5546	Socket, 3/4" DR 1-7/16" 12 PT	ASME B107.1	
J5548	Socket, 3/4" DR 1-1/2" 12 PT	ASME B107.1	
J5550	Socket, 3/4" DR 1-9/16" 12 PT	ASME B107.1	
J5552	Socket, 3/4" DR 1-5/8" 12 PT	ASME B107.1	
J5554	Socket, 3/4" DR 1-11/16" 12 PT	ASME B107.1	
J5556	Socket, 3/4" DR 1-3/4" 12 PT	ASME B107.1	
J5558	Socket, 3/4" DR 1-13/16" 12 PT	ASME B107.1	
J5560	Socket, 3/4" DR 1-7/8" 12 PT	ASME B107.1	
J5564	Socket, 3/4" DR 2" 12 PT	ASME B107.1	
J5568	Socket, 3/4" DR 2-1/8" 12 PT	ASME B107.1	
J5570	Socket, 3/4" DR 2-3/16" 12 PT	ASME B107.1	
J5572	Socket, 3/4" DR 2-1/4" 12 PT	ASME B107.1	
J5576	Socket, 3/4" DR 2-3/8" 12 PT	ASME B107.1	
J5528HL	Socket, 3/4" DR 6 PT Deep 7/8"	ASME B107.1	
J5530HL	Socket, 3/4" DR 6 PT Deep 15/16"	ASME B107.1	
J5532HL	Socket, 3/4" DR 6 PT Deep 1"	ASME B107.1	
J5534HL	Socket, 3/4" DR 6 PT Deep 1-1/16"	ASME B107.1	
J5536HL	Socket, 3/4" DR 6 PT Deep 1-1/8"	ASME B107.1	
J5540HL	Socket, 3/4" DR 6 PT Deep 1-1/4"	ASME B107.1	
J5542HL	Socket, 3/4" DR 6 PT Deep 1-5/16"	ASME B107.1	
J5544HL	Socket, 3/4" DR 6 PT Deep 1-3/8"	ASME B107.1	
J5546HL	Socket, 3/4" DR 6 PT Deep 1-7/16"	ASME B107.1	
J5548HL	Socket, 3/4" DR 8 PT Deep 1-1/2"	ASME B107.1	
J5552HL	Socket, 3/4" DR 6 PT Deep 1-5/8"	ASME B107.1	
J5649	Ratchet, 3/4" DR Standard Length Classic Pear Head 20"	ASME B107.500	
J5660	Extension, 3/4" DR 4"	ASME B107.500	AS 4283
J5661	Extension, 3/4" DR 8"	ASME B107.500	AS 4283
J5663	Extension, 3/4" DR 16"	ASME B107.500	AS 4283
J5668	Handle, Hinge 3/4" DR 20"	ASME B107.500	AS 4283
J5670	Universal Joint, 3/4" DR 4"	ASME B107.500	AS 4283
J5685	Handle, Sliding T 3/4" DR 20"	ASME B107.500	
J5697	Extra Heavy-Duty Set Box		



3/4" DRIVE 29 PIECE METRIC SOCKET SET - 12 POINT

METRIC

Product #: J55104

- › 12 Point Standard: 7/8, 15/16, 1, 1-1/16, 1-1/8, 1-3/16, 1-1/4, 1-5/16, 1-3/8, 1-7/16, 1-1/2, 1-9/16, 1-5/8, 1-11/16, 1-3/4, 1-13/16, 1-7/8, 2, 2-1/8, 2-3/16, 2-1/4, 2-3/8 Inch.
- › Accessories: Pear Head Ratchet, 4, 8, and 16 Inch Extensions, 20 Inch Hinge Handle, Universal Joint, Sliding T-Handle, and Metal Box.
- › Weight (lbs): 69.40



Contents	Description	ASME Spec.	AS Spec.
J5528	Socket, 3/4" DR 7/8" 12 PT	ASME B107.1	
J5530	Socket, 3/4" DR 15/16" 12 PT	ASME B107.1	
J5532	Socket, 3/4" DR 1" 12 PT	ASME B107.1	
J5534	Socket, 3/4" DR 1-1/16" 12 PT	ASME B107.1	
J5536	Socket, 3/4" DR 1-1/8" 12 PT	ASME B107.1	
J5538	Socket, 3/4" DR 1-3/16" 12 PT	ASME B107.1	
J5540	Socket, 3/4" DR 1-1/4" 12 PT	ASME B107.1	
J5542	Socket, 3/4" DR 1-5/16" 12 PT	ASME B107.1	
J5544	Socket, 3/4" DR 1-3/8" 12 PT	ASME B107.1	
J5546	Socket, 3/4" DR 1-7/16" 12 PT	ASME B107.1	
J5548	Socket, 3/4" DR 1-1/2" 12 PT	ASME B107.1	
J5550	Socket, 3/4" DR 1-9/16" 12 PT	ASME B107.1	
J5552	Socket, 3/4" DR 1-5/8" 12 PT	ASME B107.1	
J5554	Socket, 3/4" DR 1-11/16" 12 PT	ASME B107.1	
J5556	Socket, 3/4" DR 1-3/4" 12 PT	ASME B107.1	
J5558	Socket, 3/4" DR 1-13/16" 12 PT	ASME B107.1	
J5560	Socket, 3/4" DR 1-7/8" 12 PT	ASME B107.1	
J5564	Socket, 3/4" DR 2" 12 PT	ASME B107.1	
J5568	Socket, 3/4" DR 2-1/8" 12 PT	ASME B107.1	
J5570	Socket, 3/4" DR 2-3/16" 12 PT	ASME B107.1	
J5572	Socket, 3/4" DR 2-1/4" 12 PT	ASME B107.1	
J5576	Socket, 3/4" DR 2-3/8" 12 PT	ASME B107.1	
J5649	Ratchet, 3/4" DR Standard Length Classic Pear Head 20"	ASME B107.500	
J5660	Extension, 3/4" DR 4"	ASME B107.500	AS 4283
J5661	Extension, 3/4" DR 8"	ASME B107.500	AS 4283
J5663	Extension, 3/4" DR 16"	ASME B107.500	AS 4283
J5668	Handle, Hinge 3/4" DR 20"	ASME B107.500	AS 4283
J5670	Universal Joint, 3/4" DR 4"	ASME B107.500	AS 4283
J5685	Handle, Sliding T 3/4" DR 20"	ASME B107.500	
J5696	Extra Heavy-Duty Set Box		



3/4" DRIVE 28 PIECE METRIC SOCKET SET - 12 POINT



Product #: J55202

- › 12 Point Standard: 21, 22, 23, 24, 25, 26, 27, 28, 29, 30, 32, 35, 36, 38, 41, 42, 46, 50, 54, 55, 58, 60 mm.
- › Accessories: Pear Head Ratchet, 4 and 8 Inch Extensions, 20 Inch Hinge Handle, Universal Joint, Sliding T-Handle, and Metal Box.
- › Weight (lbs): 67.48



Contents	Description	ASME Spec.	AS Spec.
J5521M	Socket, 3/4" DR 21 mm 12 PT	ASME B107.5M	
J5522M	Socket, 3/4" DR 22 mm 12 PT	ASME B107.5M	
J5523M	Socket, 3/4" DR 23 mm 12 PT	ASME B107.5M	
J5524M	Socket, 3/4" DR 24 mm 12 PT	ASME B107.5M	
J5525M	Socket, 3/4" DR 25 mm 12 PT	ASME B107.5M	
J5526M	Socket, 3/4" DR 26 mm 12 PT	ASME B107.5M	
J5527M	Socket, 3/4" DR 27 mm 12 PT	ASME B107.5M	
J5528M	Socket, 3/4" DR 28 mm 12 PT	ASME B107.5M	
J5529M	Socket, 3/4" DR 29 mm 12 PT	ASME B107.5M	
J5530M	Socket, 3/4" DR 30 mm 12 PT	ASME B107.5M	
J5532M	Socket, 3/4" DR 32 mm 12 PT	ASME B107.5M	
J5535M	Socket, 3/4" DR 35 mm 12 PT	ASME B107.5M	
J5536M	Socket, 3/4" DR 36 mm 12 PT	ASME B107.5M	
J5538M	Socket, 3/4" DR 38 mm 12 PT	ASME B107.5M	
J5541M	Socket, 3/4" DR 41 mm 12 PT	ASME B107.5M	
J5542M	Socket, 3/4" DR 42 mm 12 PT	ASME B107.5M	
J5546M	Socket, 3/4" DR 46 mm 12 PT	ASME B107.5M	
J5550M	Socket, 3/4" DR 50 mm 12 PT	ASME B107.5M	
J5554M	Socket, 3/4" DR 54 mm 12 PT	ASME B107.5M	
J5555M	Socket, 3/4" DR 55 mm 12 PT	ASME B107.5M	
J5558M	Socket, 3/4" DR 58 mm 12 PT	ASME B107.5M	
J5560M	Socket, 3/4" DR 60 mm 12 PT	ASME B107.5M	
J5649	Ratchet, 3/4" DR Standard Length Classic Pear Head 20"	ASME B107.500	
J5660	Extension, 3/4" DR 4"	ASME B107.500	AS 4283
J5661	Extension, 3/4" DR 8"	ASME B107.500	AS 4283
J5668	Handle, Hinge 3/4" DR 20"	ASME B107.500	AS 4283
J5670	Universal Joint, 3/4" DR 4"	ASME B107.500	AS 4283
J5685	Handle, Sliding T 3/4" DR 20"	ASME B107.500	
J5696	Extra Heavy-Duty Set Box		



3/4" DRIVE 20 PIECE SOCKET SET - 12 POINT

Product #: J55102

- › 12 Point Standard: 7/8, 15/16, 1, 1-1/16, 1-1/8, 1-1/4, 1-5/16, 1-3/8, 1-7/16, 1-1/2, 1-5/8, 1-3/4, 1-13/16, 1-7/8, 2 Inch.
- › Accessories: Pear Head Ratchet, 8 and 16 Inch Extensions, 20 Inch Hinge Handle, Sliding T-Handle, and Metal Box.
- › Weight (lbs): 57.12



Contents	Description	ASME Spec.	AS Spec.
J5528	Socket, 3/4" DR 7/8" 12 PT	ASME B107.1	
J5530	Socket, 3/4" DR 15/16" 12 PT	ASME B107.1	
J5532	Socket, 3/4" DR 1" 12 PT	ASME B107.1	
J5534	Socket, 3/4" DR 1-1/16" 12 PT	ASME B107.1	
J5536	Socket, 3/4" DR 1-1/8" 12 PT	ASME B107.1	
J5540	Socket, 3/4" DR 1-1/4" 12 PT	ASME B107.1	
J5542	Socket, 3/4" DR 1-5/16" 12 PT	ASME B107.1	
J5544	Socket, 3/4" DR 1-3/8" 12 PT	ASME B107.1	
J5546	Socket, 3/4" DR 1-7/16" 12 PT	ASME B107.1	
J5548	Socket, 3/4" DR 1-1/2" 12 PT	ASME B107.1	
J5552	Socket, 3/4" DR 1-5/8" 12 PT	ASME B107.1	
J5556	Socket, 3/4" DR 1-3/4" 12 PT	ASME B107.1	
J5558	Socket, 3/4" DR 1-13/16" 12 PT	ASME B107.1	
J5560	Socket, 3/4" DR 1-7/8" 12 PT	ASME B107.1	
J5564	Socket, 3/4" DR 2" 12 PT	ASME B107.1	
J5649	Ratchet, 3/4" DR Standard Length Classic Pear Head 20"	ASME B107.500	
J5661	Extension, 3/4" DR 8"	ASME B107.500	AS 4283
J5663	Extension, 3/4" DR 16"	ASME B107.500	AS 4283
J5668	Handle, Hinge 3/4" DR 20"	ASME B107.500	AS 4283
J5685	Handle, Sliding T 3/4" DR 20"	ASME B107.500	
J5696	Extra Heavy-Duty Set Box		

3/4" DRIVE 19 PIECE METRIC SOCKET SET - 12 POINT

METRIC



Product #: J55200

- › 12 Point Standard: 24, 25, 26, 27, 28, 29, 30, 31, 32, 35, 36, 38, 41, 42, 46 mm.
- › Accessories: Pear Head Ratchet, 8 and 16 Inch Extensions, 20 Inch Hinge Handle, and Metal Box.
- › Weight (lbs): 39.60



Contents	Description	ASME Spec.	AS Spec.
J5524M	Socket, 3/4" DR 24 mm 12 PT	ASME B107.5M	
J5525M	Socket, 3/4" DR 25 mm 12 PT	ASME B107.5M	
J5526M	Socket, 3/4" DR 26 mm 12 PT	ASME B107.5M	
J5527M	Socket, 3/4" DR 27 mm 12 PT	ASME B107.5M	
J5528M	Socket, 3/4" DR 28 mm 12 PT	ASME B107.5M	
J5529M	Socket, 3/4" DR 29 mm 12 PT	ASME B107.5M	
J5530M	Socket, 3/4" DR 30 mm 12 PT	ASME B107.5M	
J5531M	Socket, 3/4" DR 31 mm 12 PT	ASME B107.5M	
J5532M	Socket, 3/4" DR 32 mm 12 PT	ASME B107.5M	
J5535M	Socket, 3/4" DR 35 mm 12 PT	ASME B107.5M	
J5536M	Socket, 3/4" DR 36 mm 12 PT	ASME B107.5M	
J5538M	Socket, 3/4" DR 38 mm 12 PT	ASME B107.5M	
J5541M	Socket, 3/4" DR 41 mm 12 PT	ASME B107.5M	
J5542M	Socket, 3/4" DR 42 mm 12 PT	ASME B107.5M	
J5546M	Socket, 3/4" DR 46 mm 12 PT	ASME B107.5M	
J5649	Ratchet, 3/4" DR Standard Length Classic Pear Head 20"	ASME B107.500	
J5661	Extension, 3/4" DR 8"	ASME B107.500	AS 4283
J5663	Extension, 3/4" DR 16"	ASME B107.500	AS 4283
J5668	Handle, Hinge 3/4" DR 20"	ASME B107.500	AS 4283
J5695	Extra Heavy-Duty Set Box		

3/4" DRIVE 13 PIECE SOCKET SET - 12 POINT

Product #: J55100

- › 12 Point Standard: 7/8, 15/16, 1, 1-1/16, 1-1/8, 1-3/16, 1-1/4, 1-5/16, 1-3/8, 1-7/16, and 1-1/2 Inch.
- › Accessories: Pear Head Ratchet, 8 Inch Extension, and Metal Box.
- › Weight (lbs): 27.97




Contents	Description	ASME Spec.	AS Spec.
J5528	Socket, 3/4" DR 7/8" 12 PT	ASME B107.1	
J5530	Socket, 3/4" DR 15/16" 12 PT	ASME B107.1	
J5532	Socket, 3/4" DR 1" 12 PT	ASME B107.1	
J5534	Socket, 3/4" DR 1-1/16" 12 PT	ASME B107.1	
J5536	Socket, 3/4" DR 1-1/8" 12 PT	ASME B107.1	
J5538	Socket, 3/4" DR 1-3/16" 12 PT	ASME B107.1	
J5540	Socket, 3/4" DR 1-1/4" 12 PT	ASME B107.1	
J5542	Socket, 3/4" DR 1-5/16" 12 PT	ASME B107.1	
J5544	Socket, 3/4" DR 1-3/8" 12 PT	ASME B107.1	
J5546	Socket, 3/4" DR 1-7/16" 12 PT	ASME B107.1	
J5548	Socket, 3/4" DR 1-1/2" 12 PT	ASME B107.1	
J5649	Ratchet, 3/4" DR Standard Length Classic Pear Head 20"	ASME B107.500	
J5661	Extension, 3/4" DR 8"	ASME B107.500	AS 4283
J5694	Extra Heavy-Duty Set Box		





3/4" DRIVE STANDARD LENGTH CLASSIC PEAR HEAD RATCHETS

- › Robust 24-tooth gear/floating pawl design provides 15° ratcheting angle while maximizing ultimate torque.
- › Thin head design for access into tight work areas.
- › Reversing lever designed for quick, one-hand operation.



Product #	Drive Size (in)	Finish	Overall Length (in)	Weight (lbs)	Repair Kit
J5649	3/4	Full Polish	20	6.00	J5649RK
J5649BL	3/4	Black Oxide	20	6.00	J5649RK

ASME B107.500

3/4" DRIVE FEMALE DRIVE RATCHET

- › Robust 24-tooth gear design provides 15° ratcheting angle while maximizing torque.
- › Thin head design for access into tight work spaces.
- › Reversing lever designed for quick, one-hand operation.
- › Satin finish.



Product #	Drive Size (in)	Finish	Overall Length (in)	Weight (lbs)	Repair Kit
J5649FW	3/4	Satin	20	5.62	J5649FWRK

ASME B107.500

3/4" DRIVE RATCHET ADAPTERS

- › Converts standard handles to ratcheting handles.
- › Made from alloy steel.
- › Heat-treated for strength and durability.
- › Chrome plated.
- › Male/Female.




Product #	Drive Size (in)	Finish	Overall Length (in)	Weight (lbs)
J5647	3/4	Full Polish	3-3/4	2.38

ASME B107.500

3/4" DRIVE HINGE HANDLES

- › The head can flex plus or minus 90° from horizontal.



Product #	Drive Size (in)	Finish	Overall Length (in)	Weight (lbs)
J5668	3/4	Full Polish	20	4.32
J5668BL	3/4	Black Oxide	20	4.41

ASME B107.500

3/4" DRIVE SLIDING T-HANDLE

- › Made from alloy steel.
- › Heat-treated for strength and durability.



Product #	Drive Size (in)	Finish	Overall Length (in)	Weight (lbs)
J5685	3/4	Full Polish	20	2.95

ASME B107.500

3/4" DRIVE ELL HANDLE

- › Satin finish.

Product #	Drive Size (in)	Finish	Overall Length (in)	Weight (lbs)
J5686	3/4	Satin	16	3.96



3/4" DRIVE STANDARD EXTENSIONS

Product #	Drive Size (in)	Finish	Overall Length (in)	Weight (lbs)
J5660	3/4	Full Polish	4	0.88
J5661	3/4	Full Polish	8	1.80
J5663	3/4	Full Polish	16	2.36



ASME B107.500



3/4" DRIVE DRIVE ADAPTERS

Product #	Drive Size (in)	Finish	Overall Length (in)	Weight (lbs)
J5653	1/2	Full Polish	1-11/16	0.24
J5453	1/2	Full Polish	1-7/8	0.39
J5853	1	Full Polish	2-1/2	0.82
J5854	1	Full Polish	2-7/8	1.27



ASME B107.500



3/4" DRIVE UNIVERSAL JOINT

Product #	Drive Size (in)	Finish	Overall Length (in)	Weight (lbs)
J5670	3/4	Full Polish	4	1.03



ASME B107.500



3/4" DRIVE DEEP SOCKETS - 6 POINT

- › Proto® 6 Point Sockets are ideal for use on stubborn or damaged fasteners, and also on fasteners made from soft materials.
- › Made from alloy steel.
- › Heat-treated for strength and durability.
- › Hand use only.
- › Ball detent design.
- › TorquePlus™ features apply.



Product #	Size	Nut End		Drive End	Nut	Bolt Clearance	Overall Length	Weight (lbs)
	(in) (A)	Outside Dia. (in) (B)	Outside Dia. (in) (C)	Depth (in) (D)	Depth (in) (E)	(in) (L)		
J5528HL	7/8	1-3/8	1-3/8	9/16	2-9/16	3-1/2	0.91	
J5530HL	15/16	1-7/16	1-7/16	9/16	2-9/16	3-1/2	0.80	
J5532HL	1	1-1/2	1-1/2	5/8	2-9/16	3-1/2	1.11	
J5534HL	1-1/16	1-9/16	1-7/16	11/16	2-9/16	3-1/2	0.97	
J5536HL	1-1/8	1-19/32	1-1/2	25/32	2-3/8	3-1/2	1.12	
J5540HL	1-1/4	1-13/16	1-21/32	13/16	2-11/32	3-1/2	1.28	
J5542HL	1-5/16	1-55/64	1-21/32	27/32	2-19/64	3-1/2	1.32	
J5544HL	1-3/8	1-55/64	1-21/32	29/32	2-9/32	3-1/2	1.64	
J5546HL	1-7/16	2-1/16	1-21/32	61/64	2-1/4	3-1/2	1.65	
J5548HL	1-1/2	2-1/16	1-1/32	1	2-1/4	3-1/2	1.65	
J5552HL	1-5/8	2-1/4	1-3/4	1-7/64	2-13/64	3-1/2	1.52	



ASME B107.1



3/4" DRIVE SOCKETS - 12 POINT

- › Proto® 12 Point Sockets are ideal for use on stubborn or damaged fasteners, and also on fasteners made from soft materials.
- › Ball detent design.
- › Made of heat-treated alloy steel.
- › Side locking hole.
- › TorquePlus™ features apply.



Product #	Size (in) (A)	Nut End Outside Dia. (in) (B)	Drive End Outside Dia. (in) (C)	Nut Depth (in) (D)	Bolt Clearance Depth (in) (E)	Overall Length (in) (L)	Weight (lbs)
J5524	3/4	1-5/16	1-5/16	19/32	1-1/16	2	0.35
J5526	13/16	1-5/16	1-5/16	21/32	1-1/16	2	0.36
J5528	7/8	1-5/16	1-5/16	45/64	1-1/16	2	0.46
J5530	15/16	1-7/16	1-7/16	3/4	1-1/16	2	0.51
J5532	1	1-1/2	1-1/2	3/4	1-1/16	2	0.56
J5534	1-1/16	1-37/64	1-37/64	3/4	1-1/16	2	0.61
J5536	1-1/8	1-37/64	1-15/32	25/32	1	2-7/32	0.72
J5538	1-3/16	1-37/64	1-15/32	25/32	1	2-7/32	0.61
J5540	1-1/4	1-13/16	1-19/32	13/16	1-5/32	2-15/64	0.87
J5542	1-5/16	1-7/8	1-19/32	27/32	1-5/32	2-9/32	0.89
J5544	1-3/8	1-7/8	1-5/8	29/32	1-5/32	2-9/32	0.84
J5546	1-7/16	2-3/64	1-5/8	61/64	1-1/4	2-13/32	1.07
J5548	1-1/2	2-3/64	1-5/8	1	1-1/4	2-13/32	0.94
J5550	1-9/16	2-3/16	1-23/32	1-3/64	1-15/16	2-5/8	0.97
J5552	1-5/8	2-15/64	1-3/4	1-7/64	1-15/16	2-5/8	1.03
J5554	1-11/16	2-3/8	1-3/4	1-5/32	1-15/32	2-3/4	1.14
J5556	1-3/4	2-3/8	1-3/4	1-13/64	1-15/32	2-3/4	1.30
J5558	1-13/16	2-9/16	1-3/4	1-1/4	1-39/64	2-29/32	1.41
J5560	1-7/8	2-9/16	1-3/4	1-19/64	1-39/64	2-31/32	1.55
J5564	2	2-47/64	2	1-3/4	1-3/4	3-7/64	1.59
J5566	2-1/16	2-49/64	2-1/32	1-3/4	1-3/4	3-5/32	1.60
J5568	2-1/8	2-61/64	2-3/32	1-13/16	1-13/16	3-9/32	1.64
J5570	2-3/16	2-61/64	2-3/32	1-13/16	2-5/32	3-9/32	1.90
J5572	2-1/4	3-17/64	2-3/32	1-61/64	2-3/16	3-13/32	1.91
J5576	2-3/8	3-17/64	2-29/64	2-1/8	2-3/16	3-43/64	2.28

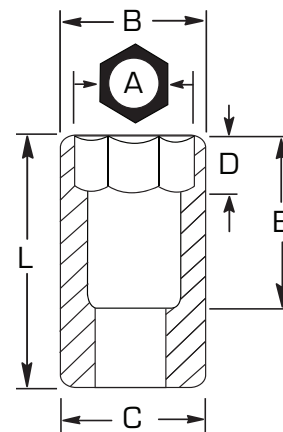


ASME B107.1

FEATURES AND BENEFITS —



- › High performance drive configuration allows for quick and easy socket engagement to the fastener flats, not the corners.
- › Employs a radius-corner design, shifting contact area and stress away from the fastener corners and distributing contact stresses over a large area of the socket, minimizing slippage.
- › The internal design minimizes fastener rounding, helps to extend fastener life, and allows the user to more easily turn worn, rounded, or rusted fasteners.





3/4" DRIVE METRIC SOCKETS - 12 POINT



- › Proto® 12 Point Sockets are ideal for use on stubborn or damaged fasteners, and also on fasteners made from soft materials.
- › Ball detent design.
- › TorquePlus™ features apply.



Product #	Size		Nut End		Drive End		Nut Depth (in) (D)	Bolt Clearance Depth (in) (E)	Overall Length (in) (L)	Weight (lbs)
	(mm) (A)	Outside Dia. (in) (B)	Outside Dia. (in) (C)	Outside Dia. (in) (C)	Outside Dia. (in) (C)	Outside Dia. (in) (C)				
J5519M	19	1-1/8	1-19/64	1-19/64	9/16	1-5/16	2	0.36		
J5520M	20	1-3/16	1-19/64	1-19/64	9/16	1-5/16	2	0.37		
J5521M	21	1-17/64	1-19/64	1-19/64	9/16	1-5/16	2	0.40		
J5522M	22	1-5/16	1-19/64	1-19/64	9/16	1-5/16	2	0.41		
J5523M	23	1-13/32	1-13/32	1-13/32	9/16	1-5/16	2	0.52		
J5524M	24	1-7/16	1-7/16	1-7/16	9/16	1-5/16	2	0.41		
J5525M	25	1-31/64	1-31/64	1-31/64	5/8	1-5/16	2	0.60		
J5526M	26	1-1/2	1-1/2	1-1/2	5/8	1-5/16	2	0.59		
J5527M	27	1-35/64	1-35/64	1-35/64	11/16	1-5/16	2	0.62		
J5528M	28	1-19/32	1-31/64	1-31/64	3/4	1-5/16	2-7/32	0.64		
J5529M	29	1-19/32	1-31/64	1-31/64	49/64	1-5/16	2-7/32	0.65		
J5530M	30	1-19/32	1-31/64	1-31/64	49/64	1-5/16	2-7/32	0.63		
J5531M	31	1-47/64	1-47/64	1-47/64	13/16	1-5/16	2-7/32	0.72		
J5532M	32	1-25/32	1-31/64	1-31/64	13/16	1-5/16	2-7/32	0.78		
J5535M	35	1-55/64	1-19/32	1-19/32	1-5/32	1-5/16	2-9/32	0.87		
J5536M	36	2-3/64	1-19/32	1-19/32	1-15/64	1-5/16	2-13/32	1.09		
J5538M	38	2-3/64	1-19/32	1-19/32	1-15/64	1-5/16	2-13/32	1.04		
J5541M	41	2-15/64	1-23/32	1-23/32	1-9/32	1-5/16	2-39/64	1.06		
J5542M	42	2-23/64	1-23/32	1-23/32	1-15/32	1-5/16	2-23/32	1.06		
J5546M	46	2-37/64	1-25/32	1-25/32	1-39/64	1-5/16	2-31/32	1.45		
J5550M	50	2-49/64	2-1/32	2-1/32	1-47/64	1-5/16	3-5/32	2.39		
J5554M	54	2-15/16	2-3/32	2-3/32	1-3/8	1-5/16	3-9/32	1.97		
J5555M	55	2-15/16	2-3/32	2-3/32	1-13/16	1-5/16	3-9/32	2.64		
J5558M	58	3-9/64	2-3/32	2-3/32	1-61/64	1-5/16	3-13/32	2.99		
J5560M	60	3-17/64	2-17/32	2-17/32	2-1/8	1-5/16	3-21/32	2.27		



ASME B107.5M

3/4" DRIVE SOCKETS - SPLINE

- › Proto® Spline tools are designed to service high tensile strength fasteners used widely on military and commercial aircraft and in heavy machinery applications where vibration is prevalent. They are also used in automotive and industrial areas where high performance torque needs to be achieved.
- › Spline sockets help tighten high strength bolts to high torque loads. They help lower the force required to turn standard fasteners by allowing the torque load to be moved away from the corners to help prevent fastener rounding. They also turn fasteners with damaged corners.
- › Spline sockets on spline fasteners help deliver twice the torque of 12 pt. wrenches on double box fasteners, and more torque than hex wrenches on hex fasteners.
- › Spline helps reduce foreign object debris (FOD) by having a precise fit between the fastening tool and its fastener.



Product #	Size		Nut End		Drive End		Nut Depth (in) (D)	Bolt Clearance Depth (in) (E)	Overall Length (in) (L)	Weight (lbs)
	(in) (A)	Spline Size	Outside Dia. (in) (B)	Outside Dia. (in) (C)	Outside Dia. (in) (C)	Outside Dia. (in) (C)				
J5524SPL	3/4	#24	1-3/64	1-3/8	5/8	9/16	1-5/8	0.30		
J5526SPL	13/16	#26	1-3/16	1-3/8	5/8	9/16	1-5/8	0.36		
J5528SPL	7/8	#28	1-5/16	1-3/8	3/4	11/16	1-11/16	0.33		
J5530SPL	15/16	#30	1-3/8	1-3/8	3/4	3/4	1-7/8	0.36		
J5532SPL	1	#32	1-7/16	1-7/16	13/16	1-1/8	1-15/16	0.45		
J5534SPL	1-1/16	#34	1-1/2	1-1/2	7/8	1-3/32	1-31/32	0.53		



1" DRIVE 29 PIECE SOCKET SET - 12 POINT

Product #: J57104

- ▶ 12 Point Standard: 1-1/16, 1-1/8, 1-3/16, 1-1/4, 1-5/16, 1-3/8, 1-7/16, 1-1/2, 1-5/8, 1-13/16, 1-7/8, 2, 2-3/16, 2-1/4, 2-3/8, 2-1/2, 2-9/16, 2-5/8, 2-3/4, 2-15/16, 3, 3-1/8, 3-1/2 Inch.
- ▶ Accessories: Pear Head Ratchet, 8 and 17 Inch Extensions, 28-1/2 Inch Sliding T-Handle, Sliding Plug, and Metal Box.
- ▶ Weight (lbs): 135.50



Contents	Description	ASME Spec.	AS Spec.
J5734	Socket, 1" DR 1-1/16" 12 PT	ASME B107.1	AS954E S3.8.1
J5736	Socket, 1" DR 1-1/8" 12 PT	ASME B107.1	AS954E S3.8.1
J5738	Socket, 1" DR 1-3/16" 12 PT	ASME B107.1	AS954E S3.8.1
J5740	Socket, 1" DR 1-1/4" 12 PT	ASME B107.1	AS954E S3.8.1
J5742	Socket, 1" DR 1-5/16" 12 PT	ASME B107.1	AS954E S3.8.1
J5744	Socket, 1" DR 1-3/8" 12 PT	ASME B107.1	AS954E S3.8.1
J5746	Socket, 1" DR 1-7/16" 12 PT	ASME B107.1	AS954E S3.8.1
J5748	Socket, 1" DR 1-1/2" 12 PT	ASME B107.1	AS954E S3.8.1
J5752	Socket, 1" DR 1-5/8" 12 PT	ASME B107.1	AS954E S3.8.1
J5758	Socket, 1" DR 1-13/16" 12 PT	ASME B107.1	AS954E S3.8.1
J5760	Socket, 1" DR 1-7/8" 12 PT	ASME B107.1	AS954E S3.8.1
J5764	Socket, 1" DR 2" 12 PT	ASME B107.1	AS954E S3.8.1
J5770	Socket, 1" DR 2-3/16" 12 PT	ASME B107.1	AS954E S3.8.1
J5772	Socket, 1" DR 2-1/4" 12 PT	ASME B107.1	AS954E S3.8.1
J5776	Socket, 1" DR 2-3/8" 12 PT	ASME B107.1	AS954E S3.8.1
J5780	Socket, 1" DR 2-1/2" 12 PT	ASME B107.1	AS954E S3.8.1
J5782	Socket, 1" DR 2-9/16" 12 PT	ASME B107.1	AS954E S3.8.1
J5784	Socket, 1" DR 2-5/8" 12 PT	ASME B107.1	AS954E S3.8.1
J5788	Socket, 1" DR 2-3/4" 12 PT	ASME B107.1	AS954E S3.8.1
J5794	Socket, 1" DR 2-15/16" 12 PT	ASME B107.1	AS954E S3.8.1
J5796	Socket, 1" DR 3" 12 PT	ASME B107.1	AS954E S3.8.1
J5800	Socket, 1" DR 3-1/8" 12 PT	ASME B107.1	AS954E S3.8.1
J5812	Socket, 1" DR 3-1/2" 12 PT	ASME B107.1	AS954E S3.8.1
J5849	Ratchet, 1" DR Classic Pear Head 26"	ASME B107.500	
J5861	Extension, 1" DR 8"	ASME B107.500	AS 4283
J5863	Extension, 1" DR 17"	ASME B107.500	AS 4283
J5868	Handle, Hinge 1" DR 27"	ASME B107.500	AS 4283
J5884	Handle, Sliding T 1" DR 28-1/2"	ASME B107.500	
J5885	Sliding Drive Plug 1" DR	ASME B107.500	
J5896	Super Heavy-Duty Set Box		



1" DRIVE 22 PIECE SOCKET SET - 12 POINT

Product #: J57102

- › 12 Point Standard: 1-1/2, 1-5/8, 1-13/16, 1-7/8, 2, 2-3/16, 2-1/4, 2-3/8, 2-1/2, 2-9/16, 2-5/8, 2-3/4, 2-15/16, 3, 3-1/8, 3-1/2 Inch.
- › Accessories: Male/Female Ratchet, 8 and 17 Inch Extensions, 27 Inch Hinge Handle, 28-1/2 Inch Sliding T-Handle, Sliding Plug, and Metal Box.
- › Weight (lbs): 129.50



Contents	Description	ASME Spec.	AS Spec.
J5748	Socket, 1" DR 1-1/2" 12 PT	ASME B107.1	AS954E S3.8.1
J5752	Socket, 1" DR 1-5/8" 12 PT	ASME B107.1	AS954E S3.8.1
J5758	Socket, 1" DR 1-13/16" 12 PT	ASME B107.1	AS954E S3.8.1
J5760	Socket, 1" DR 1-7/8" 12 PT	ASME B107.1	AS954E S3.8.1
J5764	Socket, 1" DR 2" 12 PT	ASME B107.1	AS954E S3.8.1
J5770	Socket, 1" DR 2-3/16" 12 PT	ASME B107.1	AS954E S3.8.1
J5772	Socket, 1" DR 2-1/4" 12 PT	ASME B107.1	AS954E S3.8.1
J5776	Socket, 1" DR 2-3/8" 12 PT	ASME B107.1	AS954E S3.8.1
J5780	Socket, 1" DR 2-1/2" 12 PT	ASME B107.1	AS954E S3.8.1
J5782	Socket, 1" DR 2-9/16" 12 PT	ASME B107.1	AS954E S3.8.1
J5784	Socket, 1" DR 2-5/8" 12 PT	ASME B107.1	AS954E S3.8.1
J5788	Socket, 1" DR 2-3/4" 12 PT	ASME B107.1	AS954E S3.8.1
J5794	Socket, 1" DR 2-15/16" 12 PT	ASME B107.1	AS954E S3.8.1
J5796	Socket, 1" DR 3" 12 PT	ASME B107.1	AS954E S3.8.1
J5800	Socket, 1" DR 3-1/8" 12 PT	ASME B107.1	AS954E S3.8.1
J5812	Socket, 1" DR 3-1/2" 12 PT	ASME B107.1	AS954E S3.8.1
J5849	Ratchet, 1" DR Classic Pear Head 26"	ASME B107.500	
J5861	Extension, 1" DR 8"	ASME B107.500	AS 4283
J5863	Extension, 1" DR 17"	ASME B107.500	AS 4283
J5868	Handle, Hinge 1" DR 27"	ASME B107.500	AS 4283
J5884	Handle, Sliding T 1" DR 28-1/2"	ASME B107.500	
J5885	Sliding Drive Plug 1" DR	ASME B107.500	
J5896	Super Heavy-Duty Set Box		

1" DRIVE 17 PIECE SOCKET SET - 12 POINT

Product #: J57100

- › 12 Point Standard: 1-1/16, 1-1/8, 1-3/16, 1-1/4, 1-5/16, 1-3/8, 1-7/16, 1-1/2, 1-5/8, 1-11/16, 1-3/4, 1-13/16, 1-7/8, 2 Inch.
- › Accessories: Pear Head Ratchet, 8 Inch Extension, 27 Inch Hinge Handle, and Metal Box.
- › Weight (lbs): 65.50



Contents	Description	ASME Spec.	AS Spec.
J5734	Socket, 1" DR 1-1/16" 12 PT	ASME B107.1	AS954E S3.8.1
J5736	Socket, 1" DR 1-1/8" 12 PT	ASME B107.1	AS954E S3.8.1
J5738	Socket, 1" DR 1-3/16" 12 PT	ASME B107.1	AS954E S3.8.1
J5740	Socket, 1" DR 1-1/4" 12 PT	ASME B107.1	AS954E S3.8.1
J5742	Socket, 1" DR 1-5/16" 12 PT	ASME B107.1	AS954E S3.8.1
J5744	Socket, 1" DR 1-3/8" 12 PT	ASME B107.1	AS954E S3.8.1
J5746	Socket, 1" DR 1-7/16" 12 PT	ASME B107.1	AS954E S3.8.1
J5748	Socket, 1" DR 1-1/2" 12 PT	ASME B107.1	AS954E S3.8.1
J5752	Socket, 1" DR 1-5/8" 12 PT	ASME B107.1	AS954E S3.8.1
J5754	Socket, 1" DR 1-11/16" 12 PT	ASME B107.1	AS954E S3.8.1
J5756	Socket, 1" DR 1-3/4" 12 PT	ASME B107.1	AS954E S3.8.1
J5758	Socket, 1" DR 1-13/16" 12 PT	ASME B107.1	AS954E S3.8.1
J5760	Socket, 1" DR 1-7/8" 12 PT	ASME B107.1	AS954E S3.8.1
J5764	Socket, 1" DR 2" 12 PT	ASME B107.1	AS954E S3.8.1
J5849	Ratchet, 1" DR Classic Pear Head 26"	ASME B107.500	
J5861	Extension, 1" DR 8"	ASME B107.500	AS 4283
J5868	Handle, Hinge 1" DR 27"	ASME B107.500	AS 4283
J5894	Super Heavy-Duty Set Box		



1" DRIVE STANDARD LENGTH CLASSIC PEAR HEAD RATCHET - MALE/FEMALE

- › An extra safety factor is provided through the use of a spring-loaded pellet in each male drive plug that snaps into a hole in the drive end of the socket and acts as a retaining pin. The socket stays locked on until the pellet is depressed and the socket is removed.
- › Robust 24-tooth gear design provides 15° ratcheting angle while maximizing ultimate torque.
- › Thin head design for access into tight work areas.
- › Reversing lever designed for quick, one-hand operation.



Product #	Drive Size (in)	Finish	Overall Length (in)	Weight (lbs)	Repair Kit
J5849	1	Full Polish	26	13.02	J5849RK
					ASME B107.500

1" DRIVE MALE PLUG

- › Replacement square drive for J5849.
- › J5849 male ratchet easily converts to a female ratchet by removing the male plug.



Product #	Drive Size (in)	Finish	Overall Length (in)	Weight (lbs)
J5852	1	Black Oxide	2-19/32	0.72

1" DRIVE HINGE HANDLE

Product #	Drive Size (in)	Finish	Overall Length (in)	Weight (lbs)
J5868	1	Full Polish	27	7.56
				ASME B107.500



1" DRIVE BAR HANDLE AND SLIDING DRIVE PLUG

- › Made from alloy steel.
- › Heat-treated for strength and durability.

Product #	Drive Size (in)	Finish	Overall Length (in)	Weight (lbs)
J5884	1	Full Polish	28-1/2	6.30
J5885	1	Full Polish	3	1.20
				ASME B107.500



1" DRIVE STANDARD EXTENSIONS

Product #	Drive Size (in)	Finish	Overall Length (in)	Weight (lbs)
J5861	1	Full Polish	8	2.88
J5863	1	Full Polish	17	4.87

 ASME B107.500



1" DRIVE ADAPTERS

Product #	Size (in)	Finish	Overall Length (in)	Weight (lbs)
J5853	3/4" F x 1" M	Full Polish	2-1/2	0.82
J5854	1" F x 3/4" M	Full Polish	2-7/8	1.27

 ASME B107.500



1" DRIVE SOCKETS - 12 POINT

► TorquePlus™ features apply.



Product #	Size (in) (A)	Nut End Outside Dia. (in) (B)	Drive End Outside Dia. (in) (C)	Nut Depth (in) (D)	Bolt Clearance Depth (in) (E)	Overall Length (in) (L)	Weight (lbs)
J5734	1-1/16	1-41/64	1-29/32	3/4	1	2-7/16	0.96
J5736	1-1/8	1-41/64	1-29/32	3/4	1	2-7/16	0.91
J5738	1-3/16	1-45/64	1-29/32	7/8	1-1/8	2-7/16	0.91
J5740	1-1/4	1-29/32	1-29/32	7/8	1-1/8	2-1/2	0.82
J5742	1-5/16	2-1/32	2-1/32	7/8	1-5/32	2-21/32	1.39
J5744	1-3/8	2-1/32	2-1/32	1	1-1/4	2-21/32	0.90
J5746	1-7/16	2-1/4	2-1/32	1	1-19/64	2-3/4	0.92
J5748	1-1/2	2-1/4	2-1/32	1	1-19/64	2-3/4	1.53
J5752	1-5/8	2-3/8	2-5/32	1	1-7/8	3-1/4	1.18
J5754	1-11/16	2-3/8	2-5/32	1	1-7/8	3-1/4	1.89
J5756	1-3/4	2-3/8	2-5/32	1	1-25/32	3-1/4	2.07
J5758	1-13/16	2-1/2	2-5/32	1-1/8	1-7/8	3-5/16	2.03
J5760	1-7/8	2-11/16	2-13/32	1-1/4	1-61/64	3-5/16	2.10
J5764	2	2-11/16	2-13/32	1-3/8	1-61/64	3-7/16	2.37
J5766	2-1/16	2-11/16	2-13/32	1-3/8	1-61/64	3-1/2	2.69
J5768	2-1/8	2-15/16	2-13/32	1-3/8	2-1/16	3-5/8	2.96
J5770	2-3/16	3-5/64	2-13/32	1-3/8	2-5/32	3-3/4	3.03
J5772	2-1/4	3-5/64	2-13/32	1-1/2	2-1/4	3-13/16	3.23
J5774	2-5/16	3-1/4	2-13/32	1-14/16	2-1/8	3-17/64	3.08
J5776	2-3/8	3-17/64	2-13/32	1-1/2	2-11/32	4	3.08
J5778	2-7/16	3-17/64	2-13/32	1-11/16	2-11/32	3-13/32	3.20
J5780	2-1/2	3-37/64	2-21/32	1-5/8	2-27/64	4-1/8	3.33
J5782	2-9/16	3-37/64	2-21/32	1-5/8	2-27/64	4-1/8	3.22
J5784	2-5/8	3-37/64	2-21/32	2-3/8	2-3/8	4-1/8	3.70
J5788	2-3/4	1-13/16	2-21/32	1-3/4	2-21/32	4-7/16	4.82
J5794	2-15/16	4-9/64	3-5/32	1-7/8	2-27/32	4-11/16	5.05
J5796	3	4-9/64	3-5/32	1-53/64	3-1/32	4-11/16	5.61
J5800	3-1/8	4-3/8	3-5/32	2	3-1/32	4-15/16	5.95
J5812	3-1/2	4-11/16	3-5/32	2-1/4	3-1/8	5-1/8	9.11



AS954E S3.8.1

ASME B107.1



1" DRIVE METRIC SOCKETS - 12 POINT

METRIC

► TorquePlus™ features apply.

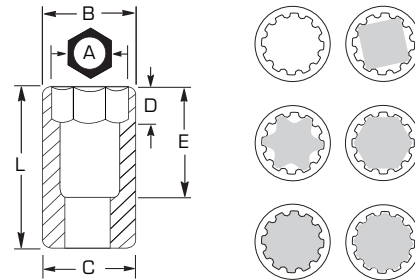


Product #	Size		Nut End		Drive End		Nut		Bolt Clearance		Overall Length		Weight (lbs)
	(mm)	(A)	Outside Dia. (in)	(B)	Outside Dia. (in)	(C)	Depth (in)	(D)	Depth (in)	(E)	(in)	(L)	
J5735MT	35		1-15/16		1-3/4		1		1-5/16		2-7/16	0.93	
J5736MT	36		2		1-3/4		1-1/16		1-3/8		2-1/2	0.98	
J5738MT	38		2-1/8		1-3/4		1-1/16		1-3/8		2-9/16	1.05	
J5741MT	41		2-1/4		1-3/4		1-1/4		1-9/16		2-11/16	1.20	
J5746MT	46		2-9/16		1-15/16		1-3/8		1-11/16		2-14/16	1.81	
J5750MT	50		2-3/4		2-1/4		1-9/16		1-7/8		3	2.38	
J5754MT	54		2-15/16		2-1/4		1-9/16		1-7/8		2-1/16	2.63	
J5755MT	55		3		2-5/16		1-13/16		2-1/8		3-1/4	2.79	
J5758MT	58		3-3/16		2-1/4		1-13/16		2-1/8		3-1/4	3.12	
J5760MT	60		3-1/4		2-1/4		1-7/8		2-3/16		3-5/16	3.22	
J5763MT	63		3-3/8		2-1/4		2		2-5/16		3-7/16	3.28	
J5765MT	65		3-3/8		2-1/4		2-1/16		2-3/8		3-1/2	3.27	
J5770MT	70		3-3/4		2-11/16		2-1/4		2-1/2		3-13/16	4.81	
J5771MT	71		3-13/16		2-11/16		2-1/4		2-1/2		3-13/16	4.99	
J5774MT	74		3-15/16		2-11/16		2-1/4		2-9/16		3-7/8	5.28	
J5775MT	75		3-15/16		2-11/16		2-1/4		2-9/16		3-7/8	5.10	
J5777MT	77		4		2-11/16		2-1/4		2-7/8		4-3/16	5.10	
J5780MT	80		4-3/16		2-11/16		2-1/4		2-7/8		4-3/16	5.82	

FEATURES AND BENEFITS —



- High performance drive configuration allows for quick and easy socket engagement to the fastener flats, not the corners.
- Employs a radius-corner design, shifting contact area and stress away from the fastener corners and distributing contact stresses over a large area of the socket, minimizing slippage.
- The internal design minimizes fastener rounding, helps to extend fastener life, and allows the user to more easily turn worn, rounded, or rusted fasteners.



1" DRIVE SOCKETS - SPLINE

- Proto® Spline tools are designed to service high tensile strength fasteners used widely on military and commercial aircraft and in heavy machinery applications where vibration is prevalent. They are also used in automotive and industrial areas where high performance torque needs to be achieved.
- Spline sockets help tighten high-strength bolts to high torque loads. They help lower the force required to turn standard fasteners by allowing the torque load to be moved away from the corners to help prevent fastener rounding. They also turn fasteners with damaged corners.
- Spline sockets on spline fasteners help deliver twice the torque of 12 point wrenches on double-box fasteners, and more torque than hex wrenches on hex fasteners.
- Spline helps reduce foreign object debris (FOD) by having a precise fit between the fastening tool and its fastener.



Product #	Size		Nut End		Drive End		Nut		Bolt Clearance		Overall Length		Weight (lbs)
	(in)	(A) Spline Size	Outside Dia. (in)	(B)	Outside Dia. (in)	(C)	Depth (in)	(D)	Depth (in)	(E)	(in)	(L)	
J5732SPL	1	#32	1-1/2		1-7/8		7/8		1-1/4		2-7/16	0.82	
J5734SPL	1-1/16	#34	1-1/2		1-7/8		7/8		1-1/4		2-1/2	0.91	
J5736SPL	1-1/8	#36	1-5/8		2		1		1-3/8		2-1/2	1.00	
J5738SPL	1-3/16	#38	1-11/16		2		1-3/16		1-5/8		2-3/4	1.09	
J5740SPL	1-1/4	#40	1-11/15		2		1-3/16		1-5/8		2-3/4	1.18	
J5742SPL	1-5/16	#42	1-7/8		2		1-3/16		1-3/4		2-7/8	1.27	
J5744SPL	1-3/8	#44	2		2		1-3/16		1-3/4		3	1.37	
J5746SPL	1-7/16	#46	2		2		1-1/4		1-15/16		3	1.46	
J5748SPL	1-1/2	#48	2-1/8		2-1/8		1-5/16		2		3	1.55	



FACOM® INSULATED RATCHETS

- › Sockets and accessories secured by spring-ball.
- › 2 color warning handle insulation - color changes from orange to yellow if insulation integrity compromised.
- › For manual use.
- › Insulated to 1000V AC or 1500 DC.

Product #	Drive Size (in)	Overall Length (in) (L)	Weight (lbs)
FT-R.151AVSE	1/4	4-7/8	0.28
FT-J.151AVSE	3/8	7	0.53
FT-S.151AVSE	1/2	10-3/8	1.24



FACOM® INSULATED T-HANDLES

- › Sockets and accessories secured by spring-ball.
- › 2 color warning handle insulation - color changes from orange to yellow if insulation integrity compromised.
- › For manual use.
- › Insulated to 1000V AC or 1500 DC.

Product #	Drive Size (in)	Overall Length (in) (L)	Weight (lbs)
FT-J.121AVSE	3/8	8	0.85
FT-S.121AVSE	1/2	8-17/64	1.15



FACOM® INSULATED EXTENSIONS

Product #	Drive Size (in)	Overall Length (in) (L)	Weight (lbs)
FT-R.210AVSE	1/4	4-9/16	0.12
FT-J.210AVSE	3/8	5-29/32	0.33
FT-J.215AVSE	3/8	10-15/64	0.64
FT-S.210AVSE	1/2	5-45/64	0.55
FT-S.215AVSE	1/2	10-7/16	1.04





FACOM® 1/4" DRIVE 10 PIECE METRIC INSULATED SOCKET SET - 6 POINT

Product #: **FC-R.400AVSE**

- › 1000V AC and 1500DC Insulated Socket Set
- › Sockets: 6-12 mm
- › Hex Bit Sockets: 4-6 mm
- › Metric Size: Sockets: 6, 7, 8, 10, 12 mm
- › Accessories: Ratchet and 4-9/16 Inch Extension.
- › Weight (lbs): 1.47

Contents	Description
FM-RT.4AVSE	Socket, Hex Bit 1/4 DR 1000V AC 4 mm 6 PT
FM-RT.5AVSE	Socket, Hex Bit 1/4" DR 1000V AC 5 mm 6 PT
FM-RT.6AVSE	Socket, Hex Bit 1/4" DR 1000V AC 6 mm 6 PT
FM-R.6AVSE	Socket, 1/4" DR 1000V AC 6 mm 6 PT
FM-R.7AVSE	Socket, 1/4" DR 1000V AC 7 mm 6 PT
FM-R.8AVSE	Socket, 1/4" DR 1000V AC 8 mm 6 PT
FM-R.10AVSE	Socket, 1/4" DR 1000V AC 10 mm 6 PT
FM-R.12AVSE	Socket, 1/4" DR 1000V AC 12 mm 6 PT
FT-R.151AVSE	Ratchet, 1/4" DR 1000V VSE 4-7/8"
FT-R.210AVSE	Extension, 1/4" DR 1000V VSE 4-9/16"



FACOM® 1/4" DRIVE INSULATED RATCHET

- › Sockets and accessories secured by spring-ball.
- › 2 color warning handle insulation - color changes from orange to yellow if insulation integrity compromised.
- › For manual use.
- › Insulated to 1000V AC or 1500 DC.

Product #	Overall Length (in) (L)	Weight (lbs)
FT-R.151AVSE	4-7/8	0.28



FACOM® 1/4" DRIVE INSULATED EXTENSION

Product #	Size (in)	Overall Length (in) (L)	Weight (lbs)
FT-R.210AVSE	4-1/2	4-9/16	0.12



FACOM® 1/4" DRIVE INSULATED SOCKETS - 6 POINT



- › For manual use.
- › For working on live components up to 1000V AC and 1500 DC.



Product #	Size (mm)	Nut End Outside Dia. (in) (B)	Drive End Outside Dia. (in) (C)	Overall Length (in) (L)	Weight (lbs)
FM-R.6AVSE	6	5/8	55/64	55/64	0.04
FM-R.7AVSE	7	43/64	55/64	55/64	0.04
FM-R.8AVSE	8	43/64	55/64	55/64	0.04
FM-R.10AVSE	10	45/64	55/64	55/64	0.06
FM-R.12AVSE	12	55/64	55/64	55/64	0.07

FACOM® 1/4" DRIVE INSULATED HEX BIT SOCKETS



- › For manual use.
- › For working on live components up to 1000V AC and 1500 DC.

Product #	Size (mm)	Overall Length (in) (L)	Weight (lbs)
FM-RT.4AVSE	4	1-29/64	0.05
FM-RT.5AVSE	5	1-29/64	0.06
FM-RT.6AVSE	6	1-29/64	0.06



FACOM® 3/8" DRIVE 17 PIECE INSULATED SOCKET SET - 12 POINT

Product #: **FC-J.401AVSE**



- › 1000V AC and 1500DC Insulated Socket Set
- › Hex Bit Sockets: 4,5,6,7,8 mm
- › Metric Size Sockets: 8,10,11,12,13,14,15,17,19 mm
- › Accessories: Ratchet, T-Handle, and Extension. Weight (lbs): 4.96

Contents	Description
FM-JT.4AVSE	Socket, Hex Bit 3/8" DR 1000V VSE 4 mm
FM-JT.5AVSE	Socket, Hex Bit 3/8" DR 1000V VSE 5 mm
FM-JT.6AVSE	Socket, Hex Bit 3/8" DR 1000V VSE 6 mm
FM-JT.7AVSE	Socket, Hex Bit 3/8" DR 1000V VSE 7 mm
FM-JT.8AVSE	Socket, Hex Bit 3/8" DR 1000V VSE 8 mm
FM-J.8AVSE	Socket, 3/8" DR 1000V VSE 8 mm
FM-J.10AVSE	Socket, 3/8" DR 1000V VSE 10 mm
FM-J.11AVSE	Socket, 3/8" DR 1000V VSE 11 mm
FM-J.12AVSE	Socket, 3/8" DR 1000V VSE 12 mm
FM-J.13AVSE	Socket, 3/8" DR 1000V VSE 13 mm
FM-J.14AVSE	Socket, 3/8" DR 1000V VSE 14 mm
FM-J.15AVSE	Socket, 3/8" DR 1000V VSE 15 mm
FM-J.17AVSE	Socket, 3/8" DR 1000V VSE 17 mm
FM-J.19AVSE	Socket, 3/8" DR 1000V VSE 19 mm
FT-J.121AVSE	T-Handle, 3/8" DR 1000V VSE
FT-J.151AVSE	Ratchet, 3/8" DR 1000V VSE 7"
FT-J.210AVSE	Extension, 3/8" DR 1000V VSE 5-29/32"





FACOM® 3/8" DRIVE INSULATED RATCHET



- › Sockets and accessories secured by spring-ball.
- › 2 color warning handle insulation -color changes from orange to yellow if insulation integrity compromised.
- › For manual use.
- › Insulated to 1000V AC or 1500 DC.



Product #	Size (in)	Overall Length (in) (L)	Weight (lbs)
FT-J.151AVSE	4-7/8	7	0.53

FACOM® 3/8" DRIVE INSULATED T-HANDLE



- › Sockets and accessories secured by spring-ball.
- › 2 color warning handle insulation - color changes from orange to yellow if insulation integrity compromised.
- › For manual use.
- › Insulated to 1000V AC or 1500 DC.



Product #	Overall Length (in) (L)	Weight (lbs)
FT-J.121AVSE	8	0.85

FACOM® 3/8" DRIVE INSULATED EXTENSIONS



- › Sockets and accessories secured by spring-ball.
- › 2 color warning handle insulation - color changes from orange to yellow if insulation integrity compromised.
- › For manual use.
- › Insulated to 1000V AC or 1500 DC.



Product #	Size (in)	Overall Length (in) (L)	Weight (lbs)
FT-J.210AVSE	5-7/8	5-29/32	0.33
FT-J.215AVSE	10-1/4	10-15/64	0.64

FACOM® 3/8" DRIVE METRIC INSULATED SOCKETS - 12 POINT

- › For manual use.
- › For working on live components up to 1000V AC and 1500DC.



Product #	Size (mm)	Nut End Outside Dia. (in) (B)	Drive End Outside Dia. (in) (C)	Overall Length (in) (L)	Weight (lbs)
FM-J.8AVSE	8	43/64	45/64	1-11/16	0.08
FM-J.10AVSE	10	25/32	45/64	1-11/16	0.08
FM-J.11AVSE	11	53/64	45/64	1-13/16	0.08
FM-J.12AVSE	12	55/64	45/64	1-13/16	0.09
FM-J.13AVSE	13	29/32	45/64	1-13/16	0.10
FM-J.14AVSE	14	63/64	45/64	1-13/16	0.10
FM-J.15AVSE	15	63/64	45/64	1-13/16	0.11
FM-J.16AVSE	16	1-1/16	45/64	1-13/16	0.13
FM-J.17AVSE	17	1-1/16	45/64	1-13/16	0.15
FM-J.18AVSE	18	1-9/64	45/64	1-13/16	0.16
FM-J.19AVSE	19	1-7/32	45/64	1-31/32	0.16

FACOM® 3/8" DRIVE METRIC DEEP INSULATED SOCKETS - 12 POINT



Product #	Size (mm)	Nut End Outside Dia. (in) (B)	Drive End Outside Dia. (in) (C)	Overall Length (in) (L)	Weight (lbs)
FM-J.8LAVSE	8	3/4	45/64	2-31/64	0.10
FM-J.13LAVSE	13	55/64	45/64	2-31/64	0.17
FM-J.14LAVSE	14	29/32	45/64	2-23/64	0.18
FM-J.16LAVSE	16	29/32	45/64	2-63/64	0.27
FM-J.17LAVSE	17	63/64	45/64	2-63/64	0.33
FM-J.18LAVSE	18	1-1/16	45/64	2-63/64	0.37
FM-J.19LAVSE	19	1-7/64	45/64	2-63/64	0.33

FACOM® 3/8" DRIVE INSULATED HEX BIT SOCKETS

- › For manual use.
- › For working on live components up to 1000V AC and 1500 DC.



Product #	Size (mm)	Nut End Outside Dia. (in) (B)	Drive End Outside Dia. (in) (C)	Overall Length (in) (L)	Weight (lbs)
FM-JT.4AVSE	4	25/64	45/64	3-5/32	0.10
FM-JT.5AVSE	5	25/64	45/64	2-9/16	0.10
FM-JT.6AVSE	6	25/64	45/64	2-9/16	0.10
FM-JT.7AVSE	7	25/64	45/64	2-9/16	0.11
FM-JT.8AVSE	8	25/64	45/64	2-3/4	0.13
FM-JT.10AVSE	10	25/64	45/64	2-3/4	0.13





FACOM® 1/2" DRIVE 17 PIECE INSULATED SOCKET SET - 12 POINT

Product #: FC-S.401AVSE



- › 1000V AC and 1500 DC Insulated Socket Set.
- › Hex Bit Sockets: 8, 10, 12, 14, 17 mm.
- › Metric Size Sockets - 12 Point: 8, 9, 10, 11, 12, 13, 14, 17, 19 mm.
- › Accessories: Ratchet, T-Handle, and Extension.
- › Weight (lbs): 7.56

Contents	Description
FM-S.8AVSE	Socket, 1/2" DR 1000V VSE 8 mm 12 PT
FM-S.9AVSE	Socket, 1/2" DR 1000V VSE 9 mm 12 PT
FM-S.10AVSE	Socket, 1/2" DR 1000V VSE 10 mm 12 PT
FM-S.11AVSE	Socket, 1/2" DR 1000V VSE 11 mm 12 PT
FM-S.12AVSE	Socket, 1/2" DR 1000V VSE 12 mm 12 PT
FM-S.13AVSE	Socket, 1/2" DR 1000V VSE 13 mm 12 PT
FM-S.14AVSE	Socket, 1/2" DR 1000V VSE 14 mm 12 PT
FM-S.17AVSE	Socket, 1/2" DR 1000V VSE 17 mm 12 PT
FM-S.19AVSE	Socket, 1/2" DR 1000V VSE 19 mm 12 PT
FM-ST.8AVSE	Hex Bit, 1/2" DR 1000V VSE 8 mm
FM-ST.10AVSE	Hex Bit, 1/2" DR 1000V VSE 10 mm
FM-ST.12AVSE	Hex Bit, 1/2" DR 1000V VSE 12 mm
FM-ST.14AVSE	Hex Bit, 1/2" DR 1000V VSE 14 mm
FM-ST.17AVSE	Hex Bit, 1/2" DR 1000V VSE 17 mm
FT-S.121AVSE	T-Handle, 1/2" DR 1000V VSE
FT-S.151AVSE	Ratchet, 1/2" DR 1000V VSE 10-3/8"
FT-S.210AVSE	Extension, 1/2" DR 1000V VSE 5-45/64"



FACOM® 1/2" DRIVE INSULATED RATCHET



- › Sockets and accessories secured by spring-ball.
- › 2 color warning handle insulation - color changes from orange to yellow if insulation integrity compromised.
- › For manual use.
- › Insulated to 1000V AC or 1500 DC.

Product #	Overall Length (in) (L)	Weight (lbs)
FT-S.151AVSE	10-3/8	1.24



FACOM® 1/2" DRIVE INSULATED EXTENSIONS



Product #	Size (in)	Overall Length (in) (L)	Weight (lbs)
FT-S.210AVSE	5-3/4	5-45/64	0.55
FT-S.215AVSE	10-3/8	10-7/16	1.04





FACOM® 1/2" DRIVE METRIC INSULATED SOCKETS - 12 POINT



Product #	Size (mm)	Nut End Outside Dia. (in) (B)	Drive End Outside Dia. (in) (C)	Overall Length (in) (L)	Weight (lbs)
FM-S.8AVSE	8	43/64	55/64	2-5/32	0.14
FM-S.9AVSE	9	45/64	55/64	3-5/32	0.15
FM-S.10AVSE	10	3/4	55/64	2-5/32	0.14
FM-S.11AVSE	11	25/32	55/64	2-5/32	0.15
FM-S.12AVSE	12	55/64	55/64	2-5/32	0.15
FM-S.13AVSE	13	29/32	55/64	2-5/32	0.16
FM-S.14AVSE	14	15/16	55/64	3-5/32	0.16
FM-S.17AVSE	17	1-7/64	55/64	2-5/32	0.18
FM-S.19AVSE	19	1-17/64	55/64	2-5/32	0.20
FM-S.21AVSE	21	1-19/64	55/64	2-5/32	0.23
FM-S.22AVSE	22	1-11/32	55/64	2-5/32	0.25

FACOM® 1/2" DRIVE METRIC DEEP INSULATED SOCKETS - 12 POINT



Product #	Size (mm)	Nut End Outside Dia. (in) (B)	Drive End Outside Dia. (in) (C)	Overall Length (in) (L)	Weight (lbs)
FM-S.12LAVSE	12	55/64	55/64	3-1/32	0.39
FM-S.13LAVSE	13	29/32	55/64	3-1/32	0.39
FM-S.14LAVSE	14	15/16	55/64	3-1/32	0.39
FM-S.16LAVSE	16	1-1/16	55/64	3-1/32	0.39
FM-S.17LAVSE	17	1-3/32	55/64	3-1/32	0.39
FM-S.18LAVSE	18	1-5/32	55/64	3-1/32	0.47
FM-S.19LAVSE	19	1-1/4	55/64	3-1/32	0.52

FACOM® 1/2" DRIVE INSULATED HEX BIT SOCKETS



Product #	Size (mm)	Nut End Outside Dia. (in) (B)	Drive End Outside Dia. (in) (C)	Overall Length (in)(L)	Weight (lbs)
FM-ST.8AVSE	8	5/16	55/64	2-3/4	0.19
FM-ST.10AVSE	10	25/64	55/64	2-3/4	0.19
FM-ST.12AVSE	12	15/32	55/64	3-5/8	0.31
FM-ST.14AVSE	14	35/64	55/64	3-5/8	0.34
FM-ST.17AVSE	17	43/64	55/64	3-5/8	0.37





PEAR HEAD RATCHET REPAIR KITS

Product #	Drive Size (in)	Ratchet #	Weight (lbs)
J4749XLRK	1/4	J4749XL	0.04
J4749XLHSRK	1/4	J4749XLHS	0.06
J4749RK	1/4	J4749	0.04
J4749HSRK	1/4	J4749HS	0.04
J6064RK	3/8	J5248S	0.07
J5249XLRK	3/8	J5249XL	0.13
J5249FWRK	3/8	J5249FW	0.13
J5249HSRK	3/8	J5249HS	0.15
J5249XLHSRK	3/8	J5249XLHS	0.15
J5449RK	1/2	J5449	0.38
J5449UTRK	1/2	J5449UT	0.38
J5449XLRK	1/2	J5449XL	0.23
J5449-14RK	1/2	J5449-14BL	0.37
J5450FWRK	1/2	J5450FW	0.26
J5649FWRK	3/4	J5649FW	1.00
J5649RK	3/4	J5649	1.00



REVERSE CAM REPAIR KITS

Product #	Drive Size (in)	Weight (lbs)
J5649RC	3/4	0.02



ROUND HEAD RATCHET REPAIR KITS

Product #	Drive Size (in)	Ratchet #	Weight (lbs)
J4752FRK	1/4	J4752F, J4752FBL	0.10
J5252FRK	3/8	J5252F, J5252FBL, J5257F	0.60
J5452FRK	1/2	J5452F, J5452FBL, J5454F, J5457F	0.30

