

## Above-Floor Service Fittings (Single Service)

Hubbell offers a variety of above-floor service pedestals to satisfy just about any requirement. Large capacity enables a choice of services—you can even create your own unique pedestal to satisfy specific requirements. Above floor service fittings are ideal for furniture feed applications.

### Pedestals – Metallic – LO-CON (single service only)

Traditional metallic pedestals with die-cast aluminum frame, brushed aluminum housing and stainless steel faceplates. These pedestals are offered as component parts. They mount on floor box covers or floor deck/duct systems with ¼ inch or 1 inch threaded openings.

### Create Pedestal – Create your own pedestal to meet specific service requirements. Order housing, face plates and devices separately.

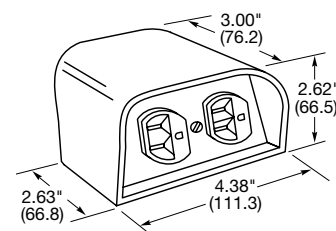
| Description  | Catalog Number |
|--|----------------|
| Frame, housing, ¼ in. chase nipple, without plates.          | <b>SC3098A</b> |
| Frame, housing, 1 in. chase nipple, without plates.          | <b>SC3099A</b> |
| Blank plate.   | <b>SS309B</b>  |
| Telephone bushing with 1 in. I.D. and (2) ⅝ in. KO for coax. | <b>SS309T</b>  |
| Single receptacle plate with 1.39 in. (35.3) opening.        | <b>SS309S</b>  |
| Duplex receptacle plate.                                     | <b>SS309D</b>  |
| Style Line® decorator plate.                                 | <b>SS309DS</b> |



### Furniture Feed Plates – Use with SC3098A or SC3099A housings to feed furniture systems in office settings or display cases in retail applications.

| Description                                    | Catalog Number |
|--|----------------|
| Aluminum plate with ¼ in. trade size knockout. | <b>SS309SF</b> |
| Aluminum plate, blank.                         | <b>SS309BF</b> |

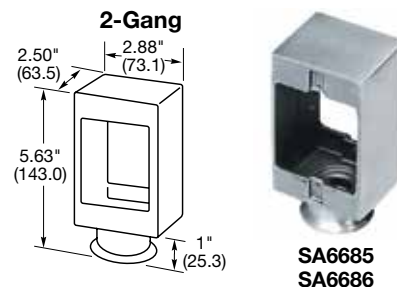
Note: When using SS309SF on Hubbell's LO-CON pedestals, SS309BF must be used on the opposite side.



### Pedestals – Specialized Service – Large Capacity Pedestals (single service only)

Designed to accommodate receptacles up to 50A (4-gang only). These brushed aluminum pedestals are furnished with either a ¾ inch or 1 inch hub and are designed for mounting to floor box covers with ¾ inch or 1 inch threaded openings. Create your own unique pedestal with a wide choice of stainless steel plates and devices.

| Description (2-Gang Housing)            | Catalog Number |
|---|----------------|
| 2-gang (front and back) with ¾ in. hub. | <b>SA6685</b>  |
| 2-gang (front and back) with 1 in. hub. | <b>SA6686</b>  |



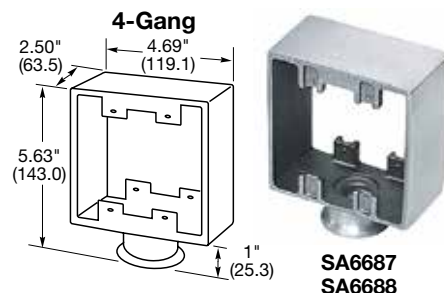
### Plate Option – 1-Gang

| Description  | Catalog Number |
|--|----------------|
| Duplex opening.  | <b>SS8</b>     |
| Style Line® decorator opening.   | <b>SS26</b>    |
| Single receptacle opening – boss diameter 1.36 to 1.39 in. (34.5 to 35.3). | <b>SS7</b>     |
| Single receptacle opening – boss diameter 1.55 to 1.58 in. (39.4 to 40.1). | <b>SS720</b>   |
| Blank plate.   | <b>SS13</b>    |



### Description (4-Gang Housing)

| Description (4-Gang Housing)                 | Catalog Number |
|--|----------------|
| 4-gang (2 front and 2 back), with ¾ in. hub. | <b>SA6687</b>  |
| 4-gang (2 front and 2 back), with 1 in. hub. | <b>SA6688</b>  |



### Plate Option – 2-Gang

| Description   | Catalog Number |
|---|----------------|
| Two duplex openings.  | <b>SS82</b>    |
| Two Style Line® decorator openings.   | <b>SS262</b>   |
| Two single receptacle openings – boss diameter 1.36 to 1.39 in. (34.5 to 35.3). | <b>SS72</b>    |
| Single receptacle opening – boss diameter 2.41 to 2.44 in. (61.2 to 62.0).      | <b>SS701</b>   |
| Single receptacle opening – boss diameter 2.09 to 2.13 in. (53.1 to 54.1).      | <b>SS703</b>   |
| Blank plate.  | <b>SS23</b>    |

Dimensions in Inches (mm)