



## Table of Contents



### Metal Raceway and Aluminum Raceway



### Non-Metallic Raceway



### Pre-Wired Raceway



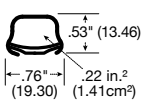

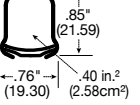
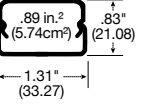
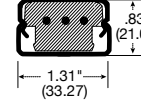
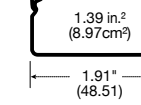
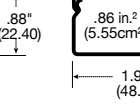
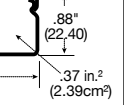
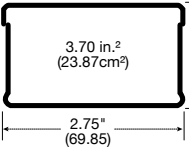
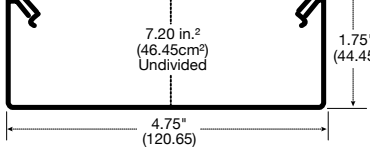
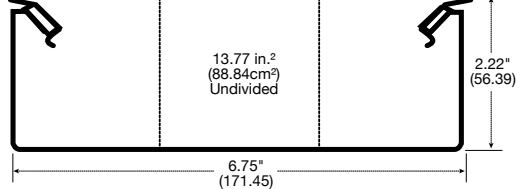
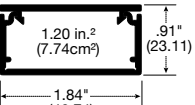
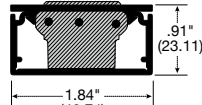
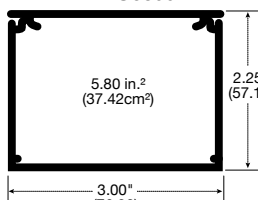
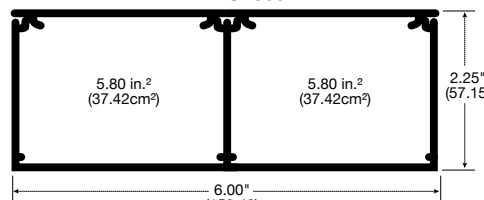
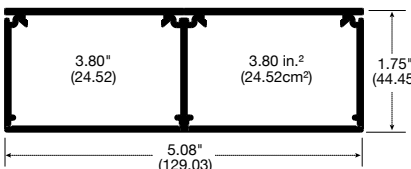
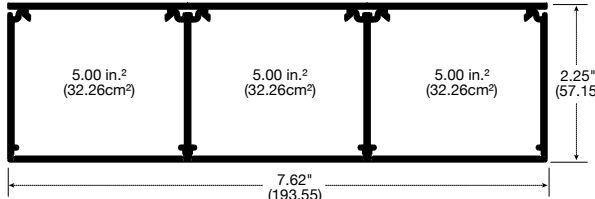
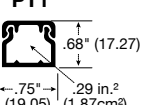
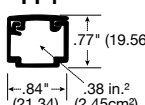
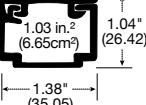
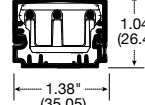
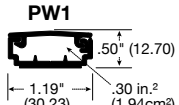
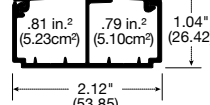
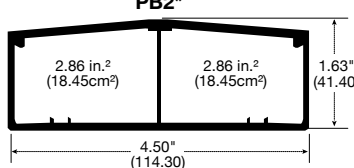
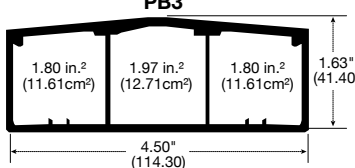
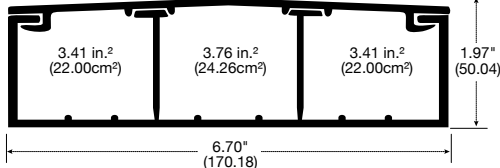
<b>Metal Raceway</b>	<b>Page</b>
Raceway Profiles - Quick Reference Guide	R-2
HBL500, HBL700 and HBL750 Series	R-3
HBL2000 and HBL2000A Series	R-9
Metal PlugTrak®	R-12
HBL2400 and HBL2400D Series	R-13
HBL3000 Series	R-17
HBL4750 Series	R-21
HBL6750 Series	R-27
<b>Aluminum Raceway</b>	<b>Page</b>
HBLALU2000 Series	R-33
Aluminum PlugTrak®	R-36
HBLALU3800 and HBLALU4800 Series	R-37
HBLALU5000 and HBLALU7620 Series	R-41
Device Brackets, Plates and Frames	R-45
Wire Fill Capacity Chart and Technical Information	R-47
Cross Reference	R-48

<b>Non-Metallic Raceway</b>	<b>Page</b>
PolyTrak® Non-Metallic Raceway	R-53
PT1 PremiseTrak® (Non-Latching) Series	R-54
PP1 PremiseTrak® (Latching) Series	R-55
PL1 LANTrak® Series	R-56
PW1 WallTrak® Low Profile Series	R-57
PW2 2 Channel WallTrak® Series	R-58
PB2 2 Channel BaseTrak® Series	R-59
PB3 3 Channel BaseTrak® Series	R-60
PS3 3 Channel Super BaseTrak®	R-61
Non-Metallic PlugTrak® and Portable PlugTrak®	R-62
Plates, Frames and Modular Connector Fittings	R-63
Wire Fill Capacity Chart and Technical Information	R-64

<b>Pre-Wired Raceway</b>	<b>Page</b>
Introduction	R-65
Features and Benefits	R-66
Aluminum, Steel and Non-Metallic Raceways	R-67
Hubbell Pre-Wired Raceway with LINKOSITY®	R-68



## Raceway Profiles - Quick Reference Guide

	Color - Ivory, Gray or White							
Metal Raceway	<b>HBL500</b> Ivory/White	<b>HBL700</b> Ivory/White	<b>HBL750</b> Ivory/White	<b>HBL2000/A</b> Ivory/Gray	<b>Metal PlugTrak®</b> Ivory/Gray	<b>HBL2400</b> Ivory	<b>HBL2400D</b> Ivory	
	 53" (13.46) 22 in. <sup>2</sup> (1.41cm <sup>2</sup> ) 1.76" (44.78)	 67" (16.90) 26 in. <sup>2</sup> (1.67cm <sup>2</sup> ) 1.76" (44.78)	 85" (21.59) 40 in. <sup>2</sup> (2.58cm <sup>2</sup> ) 1.76" (44.78)	 .89 in. <sup>2</sup> (5.74cm <sup>2</sup> ) .83" (21.08) 1.31" (33.27)	 .83" (21.08) 1.31" (33.27)	 1.39 in. <sup>2</sup> (8.97cm <sup>2</sup> ) .88" (22.40) 1.91" (48.51)	 .86 in. <sup>2</sup> (5.55cm <sup>2</sup> ) .88" (22.40) 1.91" (48.51)	 .37 in. <sup>2</sup> (2.39cm <sup>2</sup> )
	Page R-4	Page R-4	Page R-4	Page R-10	Page R-12	Page R-14	Page R-14	
<b>HBL3000*</b> Ivory/Gray	<b>HBL4750*</b> Ivory/Gray		<b>HBL6750*</b> Ivory/Gray					
 3.70 in. <sup>2</sup> (23.87cm <sup>2</sup> ) 1.53" (38.86) 2.75" (69.85)	 7.20 in. <sup>2</sup> (46.45cm <sup>2</sup> ) Undivided 1.75" (44.45) 4.75" (120.65)		 13.77 in. <sup>2</sup> (88.84cm <sup>2</sup> ) Undivided 2.22" (56.39) 6.75" (171.45)					
Page R-18	Page R-22		Page R-28					
Aluminum Raceway	Color - Satin Anodized Finish							
	<b>HBLALU2000</b>	<b>Aluminum PlugTrak®</b>	<b>HBLALU3800*</b>		<b>HBLALU4800*</b>			
	 1.20 in. <sup>2</sup> (7.74cm <sup>2</sup> ) .91" (23.11) 1.84" (46.74)	 .91" (23.11) 1.84" (46.74)	 5.80 in. <sup>2</sup> (37.42cm <sup>2</sup> ) 2.25" (57.15) 3.00" (76.20)		 5.80 in. <sup>2</sup> (37.42cm <sup>2</sup> ) 5.80 in. <sup>2</sup> (37.42cm <sup>2</sup> ) 2.25" (57.15) 6.00" (152.40)			
Page R-34	Page R-36	Page R-38		Page R-39				
<b>HBLALU5000*</b>		<b>HBLALU7620*</b>						
 3.80 in. <sup>2</sup> (24.52) 3.80 in. <sup>2</sup> (24.52cm <sup>2</sup> ) 1.75" (44.45) 5.08" (129.03)		 5.00 in. <sup>2</sup> (32.26cm <sup>2</sup> ) 5.00 in. <sup>2</sup> (32.26cm <sup>2</sup> ) 5.00 in. <sup>2</sup> (32.26cm <sup>2</sup> ) 2.25" (57.15) 7.62" (193.55)						
Page R-42		Page R-43						
Non-Metallic Raceway	Color - Office White, White and Black							
	<b>PT1</b>	<b>PP1</b>	<b>PL1</b>	<b>Non-Metallic PlugTrak®</b>	<b>PW1</b>	<b>PW2</b>		
	 .68" (17.27) 29 in. <sup>2</sup> (1.87cm <sup>2</sup> ) 1.75" (44.78)	 .77" (19.56) 38 in. <sup>2</sup> (2.45cm <sup>2</sup> ) 1.84" (46.74)	 1.03 in. <sup>2</sup> (6.65cm <sup>2</sup> ) 1.04" (26.42) 1.38" (35.05)	 1.04" (26.42) 1.38" (35.05)	 .50" (12.70) 30 in. <sup>2</sup> (1.94cm <sup>2</sup> ) 1.19" (30.23)	 .81 in. <sup>2</sup> (5.23cm <sup>2</sup> ) .79 in. <sup>2</sup> (5.10cm <sup>2</sup> ) 1.04" (26.42) 2.12" (53.85)		
Page R-54	Page R-55	Page R-56	Page R-62	Page R-57	Page R-58			
<b>PB2*</b>		<b>PB3</b>		<b>PS3*</b>				
 2.86 in. <sup>2</sup> (18.45cm <sup>2</sup> ) 2.86 in. <sup>2</sup> (18.45cm <sup>2</sup> ) 1.63" (41.40) 4.50" (114.30)		 1.80 in. <sup>2</sup> (11.61cm <sup>2</sup> ) 1.97 in. <sup>2</sup> (12.71cm <sup>2</sup> ) 1.80 in. <sup>2</sup> (11.61cm <sup>2</sup> ) 1.63" (41.40) 4.50" (114.30)		 3.41 in. <sup>2</sup> (22.00cm <sup>2</sup> ) 3.76 in. <sup>2</sup> (24.26cm <sup>2</sup> ) 3.41 in. <sup>2</sup> (22.00cm <sup>2</sup> ) 1.97" (50.04) 6.70" (170.18)				
Page R-59		Page R-60		Page R-61				

Note: \*Available in PRE-WIRED.  
Channel Area in Square Inches (square centimeters).



## Products at a Glance



### HBL500, HBL700 and HBL750 Series

- Hubbell's exclusive HBL750 Series adds an additional profile for data and electrical applications



### Innovative Box Design

- Hubbell Handi-Screw® eases installation by eliminating difficult to install long screws
- Rounded corners with no sharp edges
- One seam construction provides a “clean” look
- Box design allows standard wallplates to be mounted flush with virtually no perimeter profile exposed
- Full line of metal wallplates available  
See page R-45 for selection



### Enhanced Datacom Capabilities

- Capacity for up to five Category 5e, three Category 6, or two Category 6A cables
- Available with 1½ in. (38.10) Category 6 and 6A bend radius fittings
- Largest single channel low profile raceway available in its class
- Ideal for datacom and oversized neutral applications



### White Metal Raceway

- HBL750 Series available in white
- Full line of product
- Additional color options available for architects and interior designers

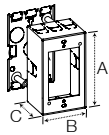


### Retrofit Box for Fire Alarm Detectors

- Fits most manufacturers of audible alarm systems
- Compatible with HBL500, HBL700 and HBL750 Series Metal Raceway
- Available in white and ivory

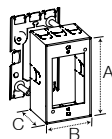
## HBL500, HBL700 and HBL750 Series

HBL500, HBL700 and HBL750 Series	Description	Color	Length	HBL500 Series	HBL700 Series	HBL750 Series
	<b>Base and Cover</b> Available in 5 ft. (1.5m) lengths, packed 50 ft. (15m) per carton and 10 ft. (3m) lengths, packed 100 ft. (30m) per carton. HBL5701C coupling furnished with each length.	Ivory Ivory White	5 ft. 10 ft. 10 ft.	— <b>HBL50010IV</b> <b>HBL50010W</b> A: .53" (13.46) B: .76" (19.30)	— <b>HBL700IV</b> <b>HBL700W</b> A: .67" (16.90) B: .76" (19.30)	<b>HBL7505IV</b> <b>HBL75010IV</b> <b>HBL75010W</b> A: .85" (21.59) B: .76" (19.30)



	Color	1-Gang	2-Gang	3-Gang	4-Gang	5-Gang	6-Gang
<b>Standard</b>	Ivory	<b>HBL5748IVA</b>	<b>HBL57482IVA</b>	<b>HBL57483IVA</b>	<b>HBL57484IVA</b>	<b>HBL57485IVA</b>	<b>HBL57486IVA</b>
	White	<b>HBL5748WA</b> A: 4.54" (115.32) B: 2.82" (71.63) C: 1.75" (44.45)	<b>HBL57482WA</b> A: 4.54" (115.32) B: 4.64" (117.86) C: 1.75" (44.45)	<b>HBL57483WA</b> A: 4.54" (115.32) B: 6.45" (163.88) C: 1.75" (44.45)	— A: 4.54" (115.32) B: 8.26" (209.91) C: 1.75" (44.45)	— A: 4.54" (115.32) B: 10.01" (255.93) C: 1.75" (44.45)	— A: 4.54" (115.32) B: 11.89" (301.96) C: 1.75" (44.45)
<b>Shallow</b>	Ivory	<b>HBL5747IVA</b>	<b>HBL57472IVA</b>	<b>HBL57473IVA</b>	—	—	—
	White	<b>HBL5747WA</b> A: 4.54" (115.32) B: 2.82" (71.63) C: 1.38" (35.05)	<b>HBL57472WA</b> A: 4.54" (115.32) B: 4.64" (117.86) C: 1.38" (35.05)	— A: 4.54" (115.32) B: 6.45" (163.88) C: 1.38" (35.05)	—	—	—
<b>Deep</b>	Ivory	<b>HBL5744SIVA</b>	<b>HBL5744S2IVA</b>	<b>HBL5744S3IVA</b>	—	—	—
	White	<b>HBL5744SWA</b> A: 4.54" (115.32) B: 2.82" (71.63) C: 2.25" (57.00)	<b>HBL5744S2WA</b> A: 4.54" (115.32) B: 4.64" (117.86) C: 2.25" (57.00)	— A: 4.54" (115.32) B: 6.45" (163.88) C: 2.25" (57.00)	—	—	—
<b>Extra Deep</b>	Ivory	<b>HBL5744IVA</b>	<b>HBL57442IVA</b>	<b>HBL57443IVA</b>	—	—	—
	White	<b>HBL5744WA</b> A: 4.54" (115.32) B: 2.82" (71.63) C: 2.75" (69.85)	<b>HBL57442WA</b> A: 4.54" (115.32) B: 4.64" (117.86) C: 2.75" (69.85)	— A: 4.54" (115.32) B: 6.45" (163.88) C: 2.75" (69.85)	—	—	—
Base Trade Size KOs		2 - 1/2"	1 - 1/2", 3/4" Concentric 1 - Rectangular	3 - 1/2"	4 - 1/2"	5 - 1/2"	6 - 1/2"

Note: For datacom applications, box selection is dependent on depth of connectors (jacks). See pages R-45 and R-46 for datacom product selection, or visit our site at [www.hubbell-wiring.com](http://www.hubbell-wiring.com) for our Full Line Catalog and additional information.



Extension Boxes	Description	Color	1-Gang	1-Gang Deep	1-Gang Blank	2-Gang	3-Gang
	<b>Extension Boxes</b> To extend existing flush switch and receptacle boxes. Blank is used where it is desired to blank original outlet.	Ivory White	<b>HBL5751IVA</b> <b>HBL5751WA</b> A: 4.54" (115.32) B: 2.82" (71.63) C: 1.38" (35.05)	<b>HBL5751AIVA</b> <b>HBL5751AWA</b> A: 4.54" (115.32) B: 2.82" (71.63) C: 1.75" (44.45)	<b>HBL5760IVA</b> — A: 4.54" (115.32) B: 2.82" (71.63) C: 1.13" (28.70)	<b>HBL57512IVA</b> — A: 4.54" (115.32) B: 4.64" (117.86) C: 1.38" (35.05)	<b>HBL57513IVA</b> — A: 4.54" (115.32) B: 6.45" (163.88) C: 1.38" (35.05)

Dimensions in Inches (mm)

## HBL500, HBL700 and HBL750 Series

1-Gang Specialty Boxes	Description	Color	1-Gang	2-Gang Specialty Boxes	Description	Color	2-Gang
	<b>Low Profile Switch/Receptacle</b> Base has ½ in. trade size KOs.	Ivory White	<b>HBL5748SIVA</b> <b>HBL5748SWA</b> A: 4.54" (115.32) B: 2.82" (71.63) C: 1.13" (28.70)		<b>Alarm Device Box</b> Surface mounting of alarm devices and safety signals.	Ivory White Red	<b>HBL5752IVA</b> — <b>HBL5752RA</b> A: 4.54" (115.32) B: 4.64" (117.86) C: 1.38" (35.05)
	<b>Combination Switch/Recept.</b> Connects surface runs of ½ in. trade size conduit, one raceway twistout each side and three raceway twistouts top and bottom.	Ivory White	<b>HBL5745IVA</b> <b>HBL5745WA</b> A: 4.54" (115.32) B: 2.82" (71.63) C: 1.75" (44.45)		<b>Extra Deep Alarm Device Box</b> For surface mounting of alarm devices and safety signals. Cover is 2.75 in. (69.85) deep.	Ivory White Red	<b>HBL5753IVA</b> — <b>HBL5753RA</b> A: 4.54" (115.32) B: 4.64" (117.86) C: 2.75" (69.85)
<b>Utility Box*</b> For use as a tee, cross, pull box, junction box or blank box. Base has ½ in. trade size KOs.	Ivory White	<b>HBL57242IVA</b> <b>HBL57242WA</b> A: 4.12" (104.78) B: 2.00" (50.80) C: 1.39" (35.31)	<b>Distribution Box</b> Twistouts permit three parallel raceway runs on each side. Cover takes devices with mounting screw centers of 2.75 in. (69.85), 3.5 in. (89.00), 4.06 in. (103.00) and canopy fixture not larger than 4.63 in. (117.00). Can be used with HBL5736IV (blank cover) to create junction box.	Ivory White	<b>HBL5735IVA</b> — A: 4.54" (115.32) B: 4.64" (117.86) C: 1.38" (35.05)		

Note: \*Use catalog number HBL5791 for connecting ½ in. EMT to HBL5745 and HBL57242 boxes.



Round Boxes	Description	Color	4.75 inches O.D.	5.50 inches O.D.	6.38 inches O.D.
	<b>Extension Box (Open Base)</b> For mounting on 3.25 in. (83.00) or 4 in. (102.00) round or square conduit boxes or other recessed outlets. Cover takes any device with mounting screw centers of 2.75 in. (69.85), 3.5 in. (89.00) and 4.06 in. (103.00).	Ivory White	<b>HBL5737IVA</b> <b>HBL5737WA</b> A: 1.02" (26.00) B: 4.75" (120.65)	<b>HBL5737AIVA</b> <b>HBL5737AWA</b> A: 1.02" (26.00) B: 5.50" (140.00)	<b>HBL5739AIVA</b> — A: 1.02" (26.00) B: 6.38" (162.01)
<b>Fixture Box (Solid Base)</b> To hang fixtures. Cover takes any device with mounting screw centers of 2.75 in. (69.85), 3.5 in. (89.00) and 4.06 in. (103.00). Both boxes can be used as a pull or junction box when used with HBL5736IV/W (blank cover).	Ivory White	<b>HBL5738IVA</b> <b>HBL5738WA</b> A: 1.02" (26.00) B: 4.75" (120.65)	<b>HBL5738AIVA</b> <b>HBL5738AWA</b> A: 1.02" (26.00) B: 5.50" (140.00)	<b>HBL5739IVA</b> <b>HBL5739WA</b> A: 1.02" (26.00) B: 6.38" (162.01)	

Specialty Round Boxes	Description	Color	Catalog Number	Round Covers	Description	Color	Catalog Number
	<b>Outlet Box</b> For devices with mounting screw centers of 1.47 in. (37.00), 1.63 in. (41.00), 1.69 in. (44.00) or 1.84 in. (46.00).	Ivory White	<b>HBL5733IVA</b> — A: 1.02" (26.00) B: 3.00" (76.00)		<b>Blank Cover</b> For use with HBL5733IVA. Has ½ in. trade size KO in center.	Ivory White	<b>HBL5731IV</b> — A: .24" (6.10) B: 2.40" (60.96)
	<b>Fanbox with Solid Base</b> Cover accepts fan bracket with mounting centers of 3.2 in. (81.00). Rated for fans and fixtures up to 50 lbs.	Ivory White	<b>HBL5738AFIVA</b> <b>HBL5738AFWA</b> A: .38" (9.75) B: 4.19" (106.30)		<b>Blank Cover</b> For use with HBL5735IVA, HBL5737IVA/WA, HBL5737AIVA/WA, HBL5739AIVA, HBL5738IVA/WA, HBL5738AIVA/WA and HBL5739IVA/WA. Has ½ in. trade size KO in center.	Ivory White	<b>HBL5736IV</b> <b>HBL5736W</b> A: .38" (9.75) B: 4.19" (106.30)
<b>Retrofit Box for Fire Alarm Detectors</b> For installing round alarm sensors.	Ivory White	<b>HBL5739AABIVA</b> <b>HBL5739AABWA</b> A: 1.62" (41.15) B: 6.50" (165.10)					

Dimensions in Inches (mm)



## HBL500, HBL700 and HBL750 Series


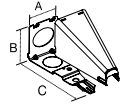

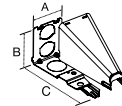

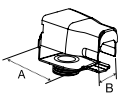

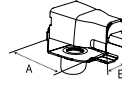

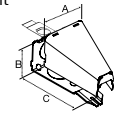

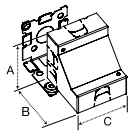
Elbows	Description	Color	HBL500 Series	HBL700 and HBL750 Series	Description	Color	HBL500, HBL700 & HBL750 Series
	<b>Internal Elbow</b> For inside surfaces at right angles.	Ivory White	<b>HBL517IV</b> <b>HBL517W</b> A: 3.33" (84.51) B: .58" (14.73) C: 3.33" (84.51)	<b>HBL717IVA</b> <b>HBL717WA</b> A: 3.33" (84.51) B: .90" (22.86) C: 3.33" (84.51)	<b>Internal Elbow Bend Radius</b> For inside surface at right angles requiring a 1.5 in. (38.10) bend radius. Suitable for Category 5, 5e, 6 and 6A applications.	Ivory White	<b>HBL5717BRIVA</b> — A: 3.33" (84.51) B: .91" (23.11) C: 3.33" (84.51)
	<b>External Elbow</b> For outside surfaces at right angles.	Ivory White	<b>HBL518IV</b> <b>HBL518W</b> A: 2.59" (65.71) B: .58" (14.73) C: 2.59" (65.71)	<b>HBL718IVA</b> <b>HBL718WA</b> A: 2.59" (65.71) B: .90" (22.86) C: 2.59" (65.71)	<b>External Elbow Bend Radius</b> For outside surfaces at right angles requiring a 1.5 in. (38.10) bend radius. Suitable for Category 5, 5e, 6 and 6A applications.	Ivory White	<b>HBL5718BRIVA</b> — A: 4.86" (123.43) B: .78" (19.80) C: 1.35" (34.28)
	<b>90° Flat Elbow</b> For right angle turns on same surface.	Ivory White	<b>HBL511IV</b> <b>HBL511W</b> A: 2.68" (68.13) B: .61" (15.50) C: 2.68" (68.13)	<b>HBL711IVA</b> <b>HBL711WA</b> A: 2.68" (68.13) B: .90" (22.86) C: 2.68" (68.13)	<b>Flat Elbow Bend Radius</b> For right angle turns requiring a 1.5 in. (38.10) bend radius. Suitable for Category 5, 5e, 6 and 6A applications.	Ivory White	<b>HBL5711BRIVA</b> — A: 3.16" (80.34) B: .91" (23.11) C: 3.16" (80.34)
	<b>45° Flat Elbow</b> For diagonal 45° turns on same surface.	Ivory White	<b>HBL512IV</b> — A: 2.46" (62.61) B: .58" (14.73) C: 2.46" (62.61)	<b>HBL712IVA</b> — A: 2.70" (68.49) B: .91" (23.06) C: 2.70" (68.49)	<b>Internal Twisted Elbows</b> For 90° twist with 90° turn. For double turn at right angles from one to another. From a flat run on a side wall to a flat run on a ceiling, edge of door or window trim.	Ivory White  Ivory White	Right Elbow <b>HBL5711RHIVA</b> <b>HBL5711RHWA</b>  Left Elbow <b>HBL5711LHIVA</b> <b>HBL5711LHWA</b> A: 2.98" (75.72) B: .94" (23.75) C: 3.00" (76.20)


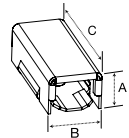

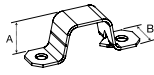

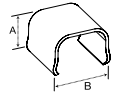

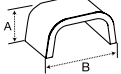
Tees	Description	Color	HBL500, HBL700 & HBL750 Series	Description	Color	HBL500, HBL700 & HBL750 Series
	<b>Tee Fitting</b> For branches at right angles.	Ivory White	<b>HBL5715IVA</b> <b>HBL5715WA</b> A: 3.06" (77.67) B: 1.14" (28.86) C: 3.03" (76.96)	<b>HBL5715BRIVA</b> — A: 5.55" (140.88) B: .90" (22.86) C: 3.16" (80.34)	<b>Tee Fitting Bend Radius</b> For branches at right angles requiring a 1.5 in. (38.10) bend radius. Suitable for Category 5, 5e, 6 and 6A applications.	Ivory White

Fittings	Description	Color	HBL500, HBL700 & HBL750 Series	Description	Color	HBL500, HBL700 & HBL750 Series
	<b>Support Clip</b> For supporting lengths of HBL500, HBL700 or HBL750 Raceway.	Ivory White	<b>HBL5703IV</b> <b>HBL5703W</b> A: 2.51" (63.75)	<b>HBL5700FIVA</b> <b>HBL5700FWA</b> A: 18.00" (457.20)	<b>Flexible Section</b> For getting around offsets, side bends, twisted turns or curved surfaces.	Ivory White

Dimensions in Inches (mm)

## HBL500, HBL700 and HBL750 Series

End Fittings	Description	Color	HBL500, HBL700 & HBL750 Series	Description	Color	HBL500, HBL700 & HBL750 Series		
	<b>Entrance Connector</b> One ¼ in. KO for panel or conduit connection. One ¾ in. chase nipple and locknut furnished.	Ivory White	<b>HBL5786AIVA</b> <b>HBL5786AWA</b>	A: 1.50" (38.10) B: 1.84" (46.74) C: 3.89" (98.87)	<b>Adjustable Offset Connector</b> Two ½ in. KOs for panel or conduit connection. Eliminates offsetting raceway when connecting to surface type panel boxes. One ½ in. chase nipple and locknut furnished.	Ivory White	<b>HBL5786IVA</b> <b>HBL5786WA</b>	A: 1.50" (38.10) B: 1.84" (46.74) C: 3.89" (98.87)
	 				 			
	<b>Elbow Box Connector</b> For connecting raceway at right angles to conduit boxes, panel boxes, etc. having ½ in. nipple for trade size conduit.	Ivory White	<b>HBL5783IVA</b>	— A: 2.13" (54.05) B: 1.24" (31.50)	<b>Elbow Conduit Connector</b> For connecting raceway at right angles to ½ in. trade size conduit or armored cable connectors.	Ivory White	<b>HBL5784IVA</b>	— A: 2.13" (54.05) B: 1.24" (31.50)
 				 				
<b>Combination Connector</b> For connecting raceway without offsetting to any 3.25 in. (83.00) or 4 in. (102.00) outlet box mounted on the surface with a KO for ½ in. trade size conduit. Spring steel bushing eliminates need for conduit nipple and locknut.	Ivory White	<b>HBL5785AIVA</b> <b>HBL5785AWA</b>	A: 1.50" (38.10) B: 1.84" (46.74) C: 3.89" (98.87)	<b>Corner Box</b> For connecting HBL500, HBL700 or HBL750 Raceway from ceiling or corner. Each leg of base has ½ in. trade size KO.	Ivory White	<b>HBL5719IVA</b> <b>HBL5719WA</b>	A: 2.50" (63.50) B: 2.50" (63.50) C: 2.40" (60.96)	
 				 				

Fittings	Description	Color	HBL500 Series	HBL700 Series	HBL750 Series	
	<b>Transition Fitting</b> For transitioning from either Wiremold® V500 to Hubbell HBL500 Raceway or Wiremold® V700 to Hubbell HBL700 Raceway or Hubbell HBL750 Raceway.	Ivory White	<b>HBL500TFIV</b>	— A: .65" (16.51) B: .89" (22.61) C: 2.15" (54.61)	<b>HBL700TFIV</b>	— A: .78" (19.80) B: .89" (22.61) C: 2.15" (54.61)
	 					
	<b>Mounting Strap (one- or two-hole)</b> For mounting HBL500, HBL700 or HBL750 Raceway to surface. Convert to one-hole by breaking off at score.	Ivory White	<b>HBL504IV</b> <b>HBL504W</b>	A: .58" (14.73) B: .50" (12.70)	<b>HBL7004IV</b> <b>HBL7004W</b>	A: .70" (17.68) B: .50" (12.70)
	 					
<b>Connection Cover</b> To cover potential openings where two lengths of like raceways come together.	Ivory White	<b>HBL506IV</b> <b>HBL506W</b>	A: .60" (15.24) B: .80" (20.31)	<b>HBL7006IV</b> <b>HBL7006W</b>	A: .69" (17.40) B: .80" (20.31)	
 						
<b>Bushing</b> Protect wires from potential abrasion. Fits into end of HBL500, HBL700 or HBL750 Raceway.	Steel*	<b>HBL502B</b>	A: .35" (8.83) B: .70" (17.68)	<b>HBL7002B</b>	A: .49" (12.50) B: .78" (19.80)	
 						

Note: \*Zinc Plated Steel.

Wiremold® is a registered trademark of the Wiremold Company.

Dimensions in Inches (mm)

## HBL500, HBL700 and HBL750 Series

Fittings	Description	Material	HBL500, HBL700 & HBL750 Series	Description	Material	HBL500, HBL700 & HBL750 Series	
	<b>Box Connector</b> For connecting raceway to conduit boxes or panel boxes having KO for conduit. May also be used for conduit type fittings.	Steel*	<b>HBL5781</b>	<b>HBL5781A</b> ½" NPT (13) Male A: .75" (19.1) B: 1.24" (31.62)	<b>½ in. EMT Connector</b> For connecting raceway to conduit boxes or panel boxes having KO for conduit.	Steel*	<b>HBL5791</b> A: 1.20" (30.48) B: 1.09" (27.70)
	<b>Conduit Connector</b> For connecting raceway to conduit.	Steel*	<b>HBL5782C</b>	<b>HBL5782A</b> ½" NPT (13) Female A: .75" (19.1) B: 1.75" (44)	<b>Coupling</b> For joining and supporting lengths of HBL500, HBL700 or HBL750 Raceway.	Steel**	<b>HBL5701C</b> A: 2.00" (50.80)
<b>Grounding Clamp</b> Provides grounding means for ½ in. trade size conduit using locknut.	Steel**	<b>HBL5709GC</b>	A: 1.04" (26.03) B: 1.18" (29.84)	<b>Ground Clamp</b> Used to provide additional grounding of raceway or to ground remotely located devices. Attach ground wire to screw as required by National Electrical Code.	Steel**	<b>HBL5709</b> A: 2.00" (50.80)	
<b>Special Nipple</b> For hanging or connecting either .375 in. (9.5) or .5 in. (12.7) fixtures to Hubbell fittings with ½ in. trade size KOs.	Steel*	<b>HBL5780</b>	A: .63" (16.00)	<b>Armored Cable Connector</b> For connecting 14/2, 14/3, 12/2 and 12/3 "MC" and armored cable to Hubbell fittings. A short piece of HBL500, HBL700 or HBL750 Series Raceway must be used between this connector and the Hubbell fitting. Not for connection to ½ in. (12.7) flex conduit.	Steel**	<b>HBL5790B</b> A: 2.00" (50.80) B: .99" (25.25)	

Note: \*Zinc Plated Steel.  
\*\*Galvanized Steel.

Tools	Description	HBL500 Series	HBL700 Series	HBL750 Series	Description	Color	HBL500, HBL700 & HBL750 Series	
	<b>Cutter</b> Portable cutter for HBL500, HBL700 or HBL750 Series Raceways.	<b>HBL605CUT</b>	<b>HBL700CUT</b>	<b>HBL607CUT</b>	<b>Raceway Bender</b> Portable bender for HBL500, HBL700 or HBL750 Series Raceways.			<b>HBL600B</b>
<b>Cutter Replacement Blade</b>	<b>HBL605K</b>	<b>HBL700K</b>	<b>HBL607K</b>	<b>Touch-Up Paint Pen</b>	Ivory White		<b>HBLIWEP</b> <b>HBLWWEPP</b>	

Dimensions in Inches (mm)





## Products at a Glance



### HBL2000A Raceway

- Cover is 0.040 in. (1.016) thick which allows up to 600V AC
- Higher capacity power applications (up to 26 #12 AWG wires)
- Available in cover only or base and cover options




### Innovative Box Design

- Hubbell Handy-Screw® eases installation by eliminating difficult to install long screws
- Rounded corners with no sharp edges
- One seam construction provides a “clean” look
- Box design allows standard wallplates to be mounted flush with virtually no perimeter profile exposed
- Full line of metal wallplates available  
See page R-45 for selection



### Bend Radius Fittings

- 1½ in. (38.10) bend radius
- Ideal for high speed data cables including Category 5, 5e, 6 and 6A applications



### Metal PlugTrak® Featuring Exclusive Receptacle Design

- Gray or ivory scratch resistant finish
- Multiple spacing configurations
- Hubbell designed and manufactured single receptacle
- Insulation displacement wiring provides superior wire retention
- Mates with HBL2000 Series Metal Raceway
- Available in 3 ft. (0.9m), 5 ft. (1.5m) and 6 ft. (1.8m) lengths
- Tamper-Resistant and USB versions available

## HBL2000 and HBL2000A Series

	Description	Color	Catalog Number		Description	Color	Catalog Number
<b>HBL2000 Series</b>	<b>Base and Cover (300V Rated)</b> Cover is 0.025 in. (0.635) thick up to 300V AC applications. Packed 50 ft. (15m) per carton, 5 ft. (1.5m) lengths.	Ivory Gray	<b>HBL2000BCIV</b> <b>HBL2000BCGY</b> A: 60.00" (1,524.00) B: 1.31" (33.27) C: .83" (21.08)	<b>HBL2000A Series</b>	<b>Base and Cover (600V Rated)</b> Cover is 0.040 in. (1.016) thick up to 600V AC or higher capacity power applications (up to 26 #12AWG wires). Packed 50 ft. (15m) per carton, 5 ft. (1.5m) lengths.	Ivory Gray	<b>HBL2000BCAIV</b> <b>HBL2000BCAGY</b> A: 60.00" (1,524.00) B: 1.31" (33.27) C: .83" (21.08)

	Description	Color	Catalog Number	Description	Color	Catalog Number
<b>Base and Cover</b>	<b>5 Ft. Base Only</b> For use with HBL2000 and HBL2000A raceway. Packed 50 ft. (15m) per carton, 5 ft. (1.5m) lengths.	Ivory Gray	<b>HBL2000B5IV</b> <b>HBL2000B5GY</b> A: 60.00" (1,524.00) B: 1.31" (33.27)	<b>5 Ft. Cover Only (300V Rated)</b> Cover is 0.025 in. (0.635) thick. Packed 50 ft. (15m) per carton, 5 ft. (1.5m) lengths.	Ivory Gray	<b>HBL2000CIV</b> <b>HBL2000CGY</b> A: 60.00" (1,524.00) B: 1.31" (33.27)
				<b>5 Ft. Cover Only (600V Rated)</b> Cover is 0.040 in. (1.016) thick up to 600V AC or higher capacity power applications (up to 26 #12AWG wires). Packed 50 ft. (15m) per carton, 5 ft. (1.5m) lengths.	Ivory Gray	<b>HBL2000CAIV</b> <b>HBL2000CAGY</b> A: 60.00" (1,524.00) B: 1.31" (33.27)

	Description	Color	Catalog Number	Description	Color	Catalog Number
<b>Device Boxes</b>	<b>1-Gang Device Box</b> For deep switches and receptacles. Base has one ½ in. trade size KO and rectangular KO for extension to wall box.	Ivory Gray	<b>HBL2048IV</b> <b>HBL2048GY</b> A: 4.54" (115.32) B: 2.82" (71.63) C: 1.75" (44.45)	<b>2-Gang Device Box</b> For deep switches and receptacles. Base has one ½ in. trade size KO and rectangular KO for extension to wall box.	Ivory Gray	<b>HBL20482IV</b> <b>HBL20482GY</b> A: 4.54" (115.32) B: 4.64" (117.86) C: 1.75" (44.45)
<b>Elbows</b>	<b>Internal Corner Coupling</b> For surfaces at right angles, or for use as a straight-through fitting. Furnished with one fiber bushing.	Steel**	<b>HBL2017TC</b> A: 1.30" (32.98) B: 1.40" (35.56)	<b>Internal Elbow Bend Radius</b> For inside surface at right angles requiring a 1.5" (38.10) bend radius. Suitable for Category 5, 5e, 6 and 6A applications.	Ivory Gray	<b>HBL2017BRIV*</b> <b>HBL2017BRGY*</b> A: .85" (21.56) B: 3.47" (88.11)
	<b>External Elbow Coupling</b> For right angle turns around external corners.	Ivory Gray	<b>HBL2018CIV</b> <b>HBL2018CGY</b> A: 1.88" (47.75)	<b>External Elbow Bend Radius</b> For outside surfaces at right angles requiring a 1.5 in. (38.10) bend radius. Suitable for Category 5, 5e, 6 and 6A applications.	Ivory Gray	<b>HBL2018BRIV*</b> <b>HBL2018BRGY*</b> A: 5.11" (129.72)
<b>90° Flat Elbow</b> For right angle turns on same surface.	Ivory Gray	<b>HBL2011IV*</b> <b>HBL2011GY*</b> A: 2.56" (65.02)	<b>Flat Elbow Bend Radius</b> For branches at right angles requiring a 1.5 in. (38.10) bend radius. Suitable for Category 5, 5e, 6 and 6A applications.	Ivory Gray	<b>HBL2011BRIV*</b> <b>HBL2011BRGY*</b> A: 4.29" (109.03)	
<b>Tees</b>	<b>Tee Fitting</b> For branches at right angles. Couplings furnished.	Ivory Gray	<b>HBL2015IV*</b> <b>HBL2015GY*</b> A: 6.00" (152.40) B: 2.81" (71.44) C: 4.00" (101.60)	<b>Tee Fitting Bend Radius</b> For branches at right angles. Couplings furnished. Suitable for Category 5, 5e, 6 and 6A applications.	Ivory Gray	<b>HBL2015BRIV*</b> <b>HBL2015BRGY*</b> A: 7.35" (186.78) B: 4.33" (110.00)

Note: \*HBL2001C couplings included.

\*\*Galvanized Steel.

Dimensions in Inches (mm)

## HBL2000 and HBL2000A Series

	Description	Color	Catalog Number	Description	Color	Catalog Number
End Fittings	<b>Transition Fitting</b> For transitioning from Wiremold® 2000 Raceway to Hubbell HBL2000 Raceway.	Ivory Gray	<b>HBL2000TFIV</b> <b>HBL2000TFGY</b> A: .82" (20.71) B: 1.38" (35.12) C: 2.04" (51.82)	<b>Entrance End Fitting</b> For connecting HBL2000 Raceway with one ½ in. conduit and armored cable connectors.	Ivory Gray	<b>HBL2010A2IV</b> <b>HBL2010A2GY</b> A: 3.01" (76.45) B: 1.30" (33.02) C: 1.49" (37.85)
	<b>Blank End Fitting</b> For closing open end of HBL2000 Raceway.	Ivory Gray	<b>HBL2010BIV</b> <b>HBL2010BGY</b> A: .78" (19.94)	<b>Large Capacity Entrance End Fitting</b> Offers larger capacity than HBL2010A2IV/GY. One ½ in. trade size KO on each side, ½ in. and ¾ in. concentric KOs on end and bottom.	Ivory Gray	<b>HBL2010A3IV</b> <b>HBL2010A3GY</b> A: 3.69" (93.80) B: 2.02" (51.18) C: 1.79" (45.36)
	<b>End Reducing Connector</b> For connecting HBL2000 Raceway to HBL500 Raceway through end of HBL2000 Raceway.	Ivory	<b>HBL2089EIV</b> A: .78" (19.81)	<b>Side Reducing Connector</b> For connecting HBL2000 Raceway to HBL500 Raceway through side of HBL2000 Raceway.	Ivory	<b>HBL2089IV*</b> A: 6.00" (152.40) B: 3.25" (82.55)
Fittings	<b>Cover Clip</b> Use to cover potential openings where two pieces of HBL2000 Raceway cover come together.	Ivory Gray	<b>HBL2006IV</b> <b>HBL2006GY</b> A: .75" (19.05)	<b>Flush Plate Adaptor</b> For feeding HBL2000 Raceway from an existing wall outlet. ½ in. threaded stud with steel locknut for grounding.	Ivory Gray	<b>HBL2051HIV</b> <b>HBL2051HGY</b> A: 4.50" (114.30)
	<b>Wire Clip</b> For holding conductors in place in the raceway base. For use with HBL2000CIV/GY cover only.	Steel**	<b>HBL2000WC</b> A: .44" (11.18) B: .24" (6.03) C: 1.24" (31.50)	<b>Wire Clip</b> For holding conductors in place in the raceway base. For use with HBL2000CAIV/GY cover only.	Steel**	<b>HBL2000WCA</b> A: .44" (11.18) B: .60" (15.17) C: 1.24" (31.50)
	<b>Coupling</b> For joining lengths of HBL2000 Raceway.	Steel**	<b>HBL2001C</b> A: 2.00" (50.80)	<b>Supporting Clip</b> For temporarily supporting lengths of HBL2000 Raceway at any point. Mount with #6 flat head fastener. Has set screw for locking to raceway. Raceway must be screwed to the wall for secure fastening.	Steel**	<b>HBL2003SC</b> A: 2.00" (50.80)
	<b>Ground Clamp</b> For connection of equipment grounding conductor to provide an additional ground to raceway. Galvanized steel.	Steel**	<b>HBL2009GC</b> A: 1.00" (25.64)			

Note: \*HBL2001C couplings included.  
 \*\*Galvanized Steel.

	Description	Catalog Number	Description	Color	Catalog Number
Tools	<b>Cutter</b> Portable cutter for HBL2000 Series Raceway. (Not for use with HBL2000A series).	<b>HBL620C</b>	<b>Touch-Up Paint Pen</b>	Ivory Gray	<b>HBLIWEP</b> <b>HBLGWEP</b>
	<b>Cutter Replacement Blade Set</b>	<b>HBL620BCK</b>			

Wiremold® is a registered trademark of the Wiremold Company.

Dimensions in Inches (mm)

# Metal Raceway



## Metal PlugTrak® Series

Available in Standard, Isolated Ground (IG), Tamper-Resistant (TR) and USB (U) versions.



	Amp Circuits	Single Recept.	USB Ports	Receptacle Spacing (in.)	Ivory	Gray
3 Foot	15 Single	6	—	6	<b>HBL20GB306IV</b>	<b>HBL20GB306GY</b>
	15 IG/Single	6	—	6	<b>HBL20IG306IV</b>	<b>HBL20IG306GY</b>
	15 TR/Single	6	—	6	<b>HBL20GB306IVTR</b>	<b>HBL20GB306GYTR</b>
	15 USB/Single	2	2	12	<b>HBL20GB312UIV</b>	—
	20 Single	6	—	6	<b>HBL24GB306IV</b>	<b>HBL24GB306GY</b>
	20 TR/Single	6	—	6	<b>HBL24GB306IVTR</b>	<b>HBL24GB306GYTR</b>
5 Foot	15 Single	10	—	6	<b>HBL20GB506IV</b>	<b>HBL20GB506GY</b>
	15 Single	5	—	12	<b>HBL20GB512IV</b>	<b>HBL20GB512GY</b>
	15 Two	5	—	12	<b>HBL20GBA512IV</b>	<b>HBL20GBA512GY</b>
	15 IG/Single	5	—	12	<b>HBL20IG512IV</b>	<b>HBL20IG512GY</b>
	15 TR/Single	5	—	12	<b>HBL20GB512IVTR</b>	<b>HBL20GB512GYTR</b>
	20 Single	10	—	6	<b>HBL24GB506IV</b>	<b>HBL24GB506GY</b>
	20 Single	5	—	12	<b>HBL24GB512IV</b>	<b>HBL24GB512GY</b>
	20 Two	5	—	12	<b>HBL24GBA512IV</b>	<b>HBL24GBA512GY</b>
6 Foot	15 Single	12	—	6	<b>HBL20GB606IV</b>	<b>HBL20GB606GY</b>
	15 Single	8	—	9	<b>HBL20GB609IV</b>	<b>HBL20GB609GY</b>
	15 Single	6	—	12	<b>HBL20GB612IV</b>	<b>HBL20GB612GY</b>
	15 Single	4	—	18	<b>HBL20GB618IV</b>	<b>HBL20GB618GY</b>
	15 Two	8	—	9	<b>HBL20GBA609IV</b>	<b>HBL20GBA609GY</b>
	15 Two	6	—	12	<b>HBL20GBA612IV</b>	<b>HBL20GBA612GY</b>
	15 Two	4	—	18	<b>HBL20GBA618IV</b>	<b>HBL20GBA618GY</b>
	15 IG/Single	12	—	6	<b>HBL20IG606IV</b>	<b>HBL20IG606GY</b>
	15 USB/Single	4	4	12	<b>HBL20GB612UIV</b>	—
	20 Single	12	—	6	<b>HBL24GB606IV</b>	<b>HBL24GB606GY</b>
	20 Single	6	—	12	<b>HBL24GB612IV</b>	<b>HBL24GB612GY</b>
	20 Single	4	—	18	<b>HBL24GB618IV</b>	<b>HBL24GB618GY</b>
	20 Two	6	—	12	<b>HBL24GBA612IV</b>	<b>HBL24GBA612GY</b>
	20 Two	4	—	18	<b>HBL24GBA618IV</b>	<b>HBL24GBA618GY</b>



Portable	Amp Circuits	Length (in.)	Cord Length (ft.)	Single Recept.	USB Ports	Ivory	Gray
	15 Single	40	6	6	—	<b>HBL20C215IV</b>	<b>HBL20C215GY</b>
	15 USB/Single	40	6	4	2	<b>HBL20C215UIV</b>	—
	15 Single	64	6	10	—	<b>HBL20C315IV</b>	<b>HBL20C315GY</b>

Note: IG = Isolated Ground, TR = Tamper-Resistant and U = USB.  
Hubbell Metal PlugTrak is supplied with two HBL2010BIV/GY blank end fittings and one HBL2001C coupling. Catalog number suffix "IV" for ivory finish and "GY" for gray finish. Outlets match raceway color. "IG" Isolated ground receptacles have orange triangles. Portable PlugTrak includes 15A circuit breaker.

	Description	Color	Catalog Number
Boxes	1-Gang Device Box	Ivory Gray	<b>HBL2048IV</b> <b>HBL2048GY</b>
	2-Gang Device Box	Ivory Gray	<b>HBL20482IV</b> <b>HBL20482GY</b>
Elbows and Tees	External Elbow	Ivory Gray	<b>HBL2018CIV</b> <b>HBL2018CGY</b>
	Flat Elbow	Ivory Gray	<b>HBL2011IV</b> <b>HBL2011GY</b>
	Tee	Ivory Gray	<b>HBL2015IV</b> <b>HBL2015GY</b>
End Fittings	Entrance End Fitting	Ivory Gray	<b>HBL2010A2IV</b> <b>HBL2010A2GY</b>
	Large Entrance End Fitting	Ivory Gray	<b>HBL2010A3IV</b> <b>HBL2010A3GY</b>
	Blank End Fitting	Ivory Gray	<b>HBL2010BIV</b> <b>HBL2010BGY</b>
	Cover Clip	Ivory Gray	<b>HBL2006IV</b> <b>HBL2006GY</b>
Fittings	Supporting Clip	Steel**	<b>HBL2003SC*</b>
	Coupling	Steel**	<b>HBL2001C</b>
	Internal Corner Coupling	Steel**	<b>HBL2017TC</b>

Note: \*Support clip HBL2003SC for supporting Portable Metal PlugTrak only.  
\*\*Galvanized Steel.  
See pages R-10 and R-11 for additional information.

Dimensions in Inches (mm)



## Products at a Glance



### HBL2400 and HBL2400D Raceway

- Increased capacity, over HBL2000 Series Raceway
- Divided base allows for dual services within one raceway profile



### Innovative Box Design

- Hubbell Handy-Screw<sup>®</sup> eases installation by eliminating difficult to install long screws
- Rounded corners with no sharp edges
- One seam construction provides a “clean” look
- Box design allows standard wallplates to be mounted flush with virtually no perimeter profile exposed
- Full line of metal wallplates available  
See page R-45 for selection



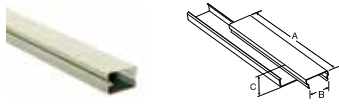
### Bend Radius Fittings



- 1½ in. (38.10) bend radius
- Ideal for high speed data cables including Category 5, 5e, 6 and 6A applications



## HBL2400 and HBL2400D Series

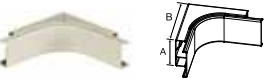



<b>HBL2400 Series</b>	Description	Color	Catalog Number
	<b>Undivided Base and Cover</b> Packed 50 ft. (15m) per carton, 5 ft. (1.5m) lengths.	Ivory	<b>HBL2400BCIV</b> A: 60.00" (1,524.00) B: 1.91" (48.51) C: .88" (22.40)



<b>HBL2400 Series Base and Cover</b>	<b>10 Ft. Base, Undivided</b> Packed 50 ft. (15m) per carton, 10 ft. (3m) lengths.	Ivory	<b>HBL2400B10IV</b> A: 120.00" (3,048.00) B: 1.91" (48.51)	<b>5 Ft. Cover</b> Packed 50 ft. (15m) per carton, 5 ft. (1.5m) lengths.	Ivory	<b>HBL2400CIV</b> A: 60.00" (1,524.00) B: 1.89" (48.00)
	<b>5 Ft. Base, Undivided</b> Packed 50 ft. (15m) per carton, 5 ft. (1.5m) lengths.	Ivory	<b>HBL2400BIV</b> A: 60.00" (1,524.00) B: 1.91" (48.51)			
<b>HBL2400D Series Base and Cover</b>	<b>10 Ft. Base, Divided</b> Packed 50 ft. (15m) per carton, 10 ft. (3m) lengths.	Ivory	<b>HBL2400BDIV</b> A: 120.00" (3,048.00) B: 1.91" (48.51)			



Description	Color	Type	1-Gang		2-Gang	
			Standard	Extra Deep	Standard	Extra Deep
<b>Device Box</b> For deep switches and receptacles. Base has one ½ in. trade size KO and rectangular KO for extension to wall box.	Ivory	Divided	—	<b>HBL2444DIV</b> A: 4.54" (115.32)	—	<b>HBL2444D2AIV</b> A: 4.54" (115.32)
	Ivory	Undivided	<b>HBL2448IV</b> A: 4.54" (115.32) B: 2.82" (71.63) C: 1.75" (44.45)	<b>HBL2444IV</b> A: 4.54" (115.32) B: 2.82" (71.63) C: 2.75" (69.85)	<b>HBL24482IV</b> A: 4.54" (115.32) B: 4.64" (117.86) C: 1.75" (44.45)	<b>HBL24442IV</b> A: 4.54" (115.32) B: 4.64" (117.86) C: 2.75" (69.85)

<b>Elbows and Tees</b>	<b>Internal Elbow Bend Radius</b> For inside surfaces at right angles, requiring a 1.5 in. (38.10) bend radius. Suitable for Category 5, 5e, 6 and 6A applications.	Ivory	Divided	<b>HBL2417DFOIV*</b> <b>HBL2417IV**</b> A: 1.91" (48.51) B: 3.60" (91.30)		<b>External Elbow Bend Radius</b> For right angle turns around external corners. Suitable for Category 5, 5e, 6 and 6A applications.	Ivory	Divided	<b>HBL2418DFOIV*</b> <b>HBL2418IV**</b> A: 1.91" (48.51) B: 3.83" (97.28)
	<b>90° Flat Elbow Bend Radius</b> For right angle turns on same surface. Suitable for Category 5, 5e, 6 and 6A applications.	Ivory	Divided	<b>HBL2411DFOIV*</b> <b>HBL2411IV**</b> A: 6.00" (152.40) B: 5.00" (127.00) C: .90" (22.86)			<b>Tee Fitting Bend Radius</b> For branches at right angles. Suitable for Category 5, 5e, 6 and 6A applications.	Ivory	Divided
		Ivory	Undivided						
		Ivory	Undivided						

Note: \*HBL2401DC couplings included.

\*\*HBL2401C couplings included.

Dimensions in Inches (mm)

## HBL2400 and HBL2400D Series

	Description	Color	Type	Catalog Number	Description	Color	Type	Catalog Number
End Fittings	<b>Entrance End Fitting</b> End fitting with ½ in. and ¾ in. concentric trade size KOs on end and bottom. Additional ½ in. trade size KOs on sides.	Ivory Ivory	Divided Undivided	— <b>HBL2410CIV</b> A: 3.69" (93.8) B: 2.02" (51.2) C: 1.79" (45.4)	<b>Entrance End Fitting Bend Radius</b> Divided, bend radius end fitting to feed HBL2400 and HBL2400D Series Raceway. Includes 1 in. and ¾ in. trade size KOs on back and end. Removable divider and bend radius inserts included.	Ivory Ivory	Divided Undivided	<b>HBL2410DFOIV</b> — A: 7.08" (179.83) B: 4.72" (119.89) C: 2.76" (70.10)
	<b>Entrance End Fitting</b> For connecting HBL2400 Raceway with one ½ in. conduit and armored cable connectors.	Ivory Ivory	Divided Undivided	— <b>HBL2410AIV</b> A: 1.16" (29.50) B: 1.89" (49.00) C: 1.66" (42.20)	<b>Entrance End Fitting Full Capacity</b> Full capacity entrance end to feed HBL2400 Series Raceway. Includes three 1 in. and ¾ in. concentric trade size KOs.	Ivory Ivory	Divided Undivided	— <b>HBL2410FCIV</b> A: 3.04" (77.23) B: 2.61" (66.29) C: 2.23" (56.64)
	<b>Transition Fitting</b> For transitioning from Wiremold® 2400D/2400 Raceway to Hubbell HBL2400/HBL2400D Raceway.	Ivory Ivory	Divided Undivided	<b>HBL2400DTFIV</b> <b>HBL2400TFIV</b> A: 2.02" (51.31) B: 1.06" (26.92)	<b>Blank End Fitting</b> For closing open end of HBL2400 Raceway.	Ivory Ivory	Divided Undivided	<b>HBL2410BDIV</b> <b>HBL2410BIV</b> A: 1.17" (29.72) B: 1.96" (49.78) C: .84" (21.34)

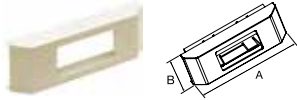
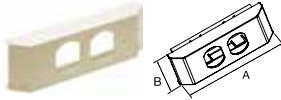
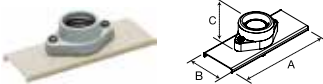
	Description	Color	Catalog Number	Description	Color	Catalog Number
Fittings	<b>End Reducing Connector</b> For connecting HBL2400 Raceway to HBL2000 Raceway through end of HBL2400 Raceway.	Ivory	<b>HBL2420REDIV*</b> A: 3.81" (96.77) B: 2.07" (52.58) C: .90" (22.86)	<b>End Reducing Connector</b> For connecting HBL4750 Raceway to HBL2400 Raceway through end of HBL4750 Raceway. Includes HBL2401DC coupling (HBL4751AC not included).	Ivory	<b>HBL4724REDIV</b> A: 4.75" (120.65) B: 3.00" (76.20) C: 1.55" (39.37)
	<b>Side Reducing Connector</b> For connecting HBL2400 Raceway to HBL500 Raceway through side of HBL2400 Raceway.	Ivory	<b>HBL2489IV*</b> A: 3.75" (95.25) B: 1.91" (48.51) C: .82" (20.83)	<b>Bridge Fitting</b> For allowing HBL2400 Series Raceway to bridge over existing installations of HBL2400, HBL750 and HBL500 Series Raceways.	Ivory	<b>HBL2475DBRIV</b> A: 5.60" (142.24) B: 2.92" (74.17) C: 1.63" (41.40)
	<b>Cover Clip</b> Use to cover potential openings where two pieces of HBL2400 Raceway cover come together.	Ivory	<b>HBL2406IV</b> A: 1.50" (38.10)	<b>Flush Plate Adaptor</b> For feeding HBL2400 Raceway from an existing wall outlet box ½ in. trade size male nipple. Provided with locknut for grounding.	Ivory	<b>HBL2451HIV*</b> A: 4.50" (114.30)
	<b>Wire Clip (Plated)</b> For holding conductors in place.	Steel**	<b>HBL2400WC</b> A: 1.69" (42.93) B: 1.00" (25.40) C: .79" (20.00)	<b>Ground Clamp (Plated)</b> For connection of equipment grounding conductor to provide an additional ground to raceway.	Steel**	<b>HBL2409GC</b> A: .41" (10.41)
	<b>Coupling (Plated), Divided</b> For joining lengths of HBL2400 Raceway.	Steel**	<b>HBL2401DC</b> A: 2.00" (50.80) B: 1.86" (47.24)	<b>Coupling (Plated), Undivided</b> For joining lengths of HBL2400 Raceway.	Steel**	<b>HBL2401C</b> A: 2.00" (50.80) B: 1.86" (47.24)

Note: \*Only used on HBL2400 Series Undivided Raceway.  
\*\*Galvanized Steel.




Wiremold® is a registered trademark of the Wiremold Company.

Dimensions in Inches (mm)

## HBL2400 and HBL2400D Series

Devices and Frames	Description	Color	Catalog Number	Description	Color	Catalog Number
	<p><b>Receptacle Bracket and Frame</b> For use with power devices with maximum width of 1.35 in. (84.3) and in low voltage applications with ISFxxAL frames found on page R-45.</p> 	Ivory	<b>HBL24106RRK*</b> A: 6.00" (152.40) B: 2.02" (51.31)	<p><b>Duplex Bracket and Frame</b> For use with power devices with maximum width of 1.35 in. (84.3) and in low voltage applications with BR106AL and Q106AL frames found on page R-45.</p> 	Ivory	<b>HBL24106DRK*</b> A: 6.00" (152.40) B: 2.02" (51.31)
<p><b>Lamp Holder</b> Medium base lamp holder 660W 250V ceramic. Ivory (Cover) White Ceramic (Lamp Holder).</p> 	Ivory	<b>HBL2426IV*</b> A: 5.00" (127.00) B: 1.89" (48.01) C: 1.03" (26.16)				

Note: \*Only used on HBL2400 Series Undivided Raceway.

Tools	Description	Catalog Number	Description	Color	Catalog Number
	<p><b>Cutter</b> Portable cutter for HBL2400/ HBL2400D Series Raceway.</p> 		<b>HBL624CUT</b>	<p><b>Touch-Up Paint Pen</b></p> 	Ivory
<p><b>Cutter Replacement Blade Set</b></p> 		<b>HBL624BCK</b>			

Dimensions in Inches (mm)



## Products at a Glance



### HBL3000 Series Extensive Line

- Full line of large, single channel, two piece metal raceway
- Easily mounts on walls or bench tops
- Large single channel base for power or datacom cables
- UL Listed and CSA Certified
- Available in ivory or gray powder coat finish



### Innovative Box Design

- Hubbell Handi-Screw® eases installation by eliminating difficult to install long screws
- Rounded corners with no sharp edges
- One seam construction provides a “clean” look
- Large capacity allows for the installation of 30, 50 or 60A receptacles
- Utility box can be used as a tee, cross, junction box or as a branch circuit extension



### Transition Fittings

- UL Classified to transition from Wiremold® 3000 Series Metal Raceway to Hubbell HBL3000 Series Metal Raceway
- Reducer fitting provides transition from Hubbell HBL3000 Series to Hubbell HBL2000 Series Raceway



### Plates and Covers

- Wide range of covers and cover plates accommodate the most demanding applications
- Removable cover and cover plates provide easy access to wiring compartment
- Precut covers and plates provide quick installation and are available in common configurations



## HBL3000 Series

HBL3000 Series	Description	Color	Catalog Number	Description	Color	Catalog Number	
	<b>Single Channel Base</b> Packed 100 ft. (30.5m) per carton, 10 ft. (3m) lengths.	Ivory Gray	<b>HBL3000BIV</b> <b>HBL3000BGY</b> A: 2.73" (69.34) B: 1.47" (37.34)		<b>5 Ft. Cover</b> Packed 100 ft. (30.5m) per carton, 5 ft. (1.5m) lengths.	Ivory Gray	<b>HBL3000CEIV</b> <b>HBL3000CEGY</b> A: 60.00" (1,524.00) B: 2.75" (69.85)
	Assembled cover and base dimensions. W: 2.75" (69.85) H: 1.53" (38.86)				<b>19.5 In. Precut Cover*</b> For mounting devices on 24 in. (610.00) centers.	Ivory Gray	<b>HBL3000C195IV</b> <b>HBL3000C195GY</b> A: 19.50" (495.30) B: 2.75" (69.85)
					<b>7.5 In. Precut Cover*</b> For mounting devices on 12 in. (305.00) centers.	Ivory Gray	<b>HBL3000C075IV</b> <b>HBL3000C075GY</b> A: 7.50" (190.50) B: 2.75" (69.85)

Note: \*Packed 10 pieces per carton. Device centers vary based on cover selection. Consult factory for details.

Boxes	Description	Color	Catalog Number	Description	Color	Catalog Number
	<b>Utility Box</b> Cover has twistouts on all sides, allows for box to be used as tee, cross, junction box or for branch circuit extensions.	Ivory Gray	<b>HBL3028IV</b> <b>HBL3028GY</b> A: 6.41" (162.89) B: 6.41" (162.89) C: 1.90" (48.26)		<b>2-Gang Extra Deep Switch                      and Receptacle Box</b> For standard 30, 50 and 60A straight blade receptacles.	Ivory Gray

Elbows and Tees	Description	Color	Catalog Number	Description	Color	Catalog Number	
	<b>Internal Corner Coupling</b> For surfaces at right angles or for use as a straight-through fitting.	Ivory Gray	<b>HBL3017TCEIV</b> <b>HBL3017TCEGY</b> A: 2.61" (66.29)		<b>External Corner Coupling</b> For right angle turns around external corners.	Ivory Gray	<b>HBL3018AEIV</b> <b>HBL3018AEGY</b> A: 4.00" (101.60)
	<b>90° Flat Elbow</b> For right angle turns on same surface.	Ivory Gray	<b>HBL3011EIV</b> <b>HBL3011EGY</b> A: 6.40" (162.40) B: 6.00" (152.40)		<b>Tee Fitting</b> For branches at right angles. Couplings furnished.	Ivory Gray	<b>HBL3015EIV</b> <b>HBL3015EGY</b> A: 10.31" (261.94) B: 8.00" (203.20)

Dimensions in Inches (mm)









## HBL3000 Series

End Fittings	Description	Color	Catalog Number	Description	Color	Catalog Number
	<b>Entrance End Fitting</b> For connecting HBL3000 Raceway with ½ in. conduit and armored cable connectors.	Ivory Gray	<b>HBL3010AEIV</b> <b>HBL3010AEGY</b> A: 2.75" (69.85) B: 3.42" (86.87)	<b>Entrance End Fitting</b> For connecting HBL3000 Raceway with rigid or flexible conduit. Concentric ½ in., ¾ in. and 1 in. trade size KOs on end and each side.	Ivory Gray	<b>HBL3010CIV</b> <b>HBL3010CGY</b> A: 2.75" (69.85) B: 3.25" (82.55) C: 2.00" (50.80)
	<b>Blank End Fitting</b> For closing open end of HBL3000 Raceway. Has concentric ½ in. and ¾ in. trade size KOs.	Ivory Gray	<b>HBL3010BIV</b> <b>HBL3010BGY</b> A: 2.71" (68.92) B: 1.79" (45.36) C: 1.41" (35.84)	<b>Panel Connector</b> To connect HBL3000 Raceway with surface type boxes.	Ivory Gray	<b>HBL3086IV</b> <b>HBL3086GY</b> A: 4.60" (116.71) B: 1.19" (30.16) C: 3.00" (76.20) D: 1.94" (49.40) E: 3.76" (95.50)
	<b>Conduit Connector</b> To connect end of HBL3000 Raceway to 1½ in. trade size conduit or connector.	Gray	<b>HBL3082GY</b> A: 2.91" (74.00) B: 2.75" (69.85)			




Fittings	Description	Color	Catalog Number	Description	Color	Catalog Number
	<b>Transition Fitting</b> For transitioning from Wiremold® 3000 Raceway to Hubbell HBL3000 Raceway.	Ivory Gray	<b>HBL3000TFIV</b> <b>HBL3000TFGY</b> A: 2.85" (72.39) B: 2.15" (54.61) C: 1.50" (38.04)	<b>Take-Off Connector (Reducer)</b> Transition Hubbell HBL3000 Raceway to Hubbell HBL2000 Raceway.	Ivory Gray	<b>HBL3200REDIV</b> <b>HBL3200REDGY</b> A: 2.75" (69.85) B: 2.25" (57.15)
	<b>Wall Box Connector</b> For connecting to HBL3000 Raceway from a flush mounted wall box.	Ivory Gray	<b>HBL3014CIV</b> <b>HBL3014CGY</b> A: 8.00" (203.20) B: 3.28" (83.31)	<b>Tap-Off Fitting</b> Has concentric ½ in. and ¾ in. trade size KOs and twistout for communication cables.	Ivory Gray	<b>HBL3046H2IV</b> <b>HBL3046H2GY</b> A: 4.75" (120.65)
	<b>Cover Clip</b> Use to cover potential openings where two pieces of HBL3000 Raceway come together.	Ivory Gray	<b>HBL3006EIV</b> <b>HBL3006EGY</b> A: 2.78" (70.60) B: .75" (19.05)	<b>Supporting Clip</b> For supporting lengths of HBL3000 Raceway at any point. Mount with #8 flat head fastener. Has set screw for locking to raceway.	Ivory Gray	<b>HBL3003IV</b> <b>HBL3003GY</b> A: 2.81" (71.33) B: .75" (19.05)
	<b>Wire Clip (Plated)</b> For holding conductors in place.	Steel*	<b>HBL3000WCGY</b> A: 1.00" (25.40)	<b>Rigid Inside Coupling (Plated)</b> For joining lengths of HBL3000 Raceway when added rigidity is required, i.e. raceway suspended overhead.	Steel*	<b>HBL3001AGY</b> A: 6.00" (152.40)
	<b>Coupling (Plated)</b> For joining lengths of HBL3000 Raceway.	Steel*	<b>HBL3001GY</b> A: 2.20" (55.75)			

Note: \*Galvanized Steel.

## HBL3000 Series

Device Bracket and Cover Plates	Description	Color	Catalog Number	Description	Color	Catalog Number	
	<b>Switch Cover</b> For installing single pole, two pole, three way or four way switches. Includes HBL3007CGY device bracket.	Ivory Gray	<b>HBL3040CEIV</b> <b>HBL3040CEGY</b> A: 4.50" (114.30)		<b>Rectangular Style Line® Recept. Cover</b> For installing 15A and 20A rectangular duplex receptacles, GFCI, surge devices, and rectangular communication frames shown on page R-45. Includes HBL3007CGY device bracket.	Ivory Gray	<b>HBL3048RIV</b> <b>HBL3048RGY</b> A: 4.50" (114.30)
	<b>Duplex Receptacle Cover</b> For installing 15A and 20A duplex receptacles and duplex communication frames shown on page R-45. Includes HBL3007CGY device bracket.	Ivory Gray	<b>HBL3043BEIV</b> <b>HBL3043BEGY</b> A: 4.50" (114.30)		<b>Duplex Receptacle Cover</b> For high strain/vibration. For installing 15A and 20A duplex receptacles and duplex communication frames shown on page R-45. Includes device brackets.	Ivory Gray	<b>HBL3046BEIV</b> <b>HBL3046BEGY</b> A: 5.38" (136.65)
	<b>Single Receptacle Cover</b> For installing straight blade and locking single receptacles with face diameters of 1.38 in. to 1.39 in. (35.05 to 35.31). Includes HBL3007CGY device bracket.	Ivory Gray	<b>HBL3027AEIV</b> <b>HBL3027AEGY</b> A: 4.50" (114.30)		<b>Single Receptacle Cover</b> For installing straight blade and locking single receptacles with face diameters of 1.56 in. to 1.57 in. (39.62 to 39.88). Includes HBL3007CGY device bracket.	Ivory Gray	<b>HBL3033JEIV</b> <b>HBL3033JEGY</b> A: 4.50" (114.30)
	<b>Blank Cover</b> Has one ½ in. trade size KO in center. Includes HBL3007CGY bracket.	Ivory Gray	<b>HBL3036HEIV</b> <b>HBL3036HEGY</b> A: 4.50" (114.30)		<b>Extension Cover</b> Cover accepts 3-wire 30A and 50A devices and standard commercially available flush plates. Includes HBL3007CGY device bracket. See page R-45 for plate options.	Ivory Gray	<b>HBL3051LEIV</b> <b>HBL3051LEGY</b> A: 4.50" (114.30)
	<b>Device Bracket</b> For mounting standard devices in HBL3000 Raceway. Use with commercially available flush plate (not furnished).	Steel*	<b>HBL3007CGY</b> A: 4.50" (114.30) B: 3.28" (83.31)				

Note: \*Galvanized Steel.

Tools	Description	Color	Catalog Number	Description	Catalog Number	
	<b>Base Cutter</b> Portable cutter for HBL3000 Raceway Base.		<b>HBL630B</b>		<b>Cover Cutter</b> Portable cutter for HBL3000 Raceway Cover.	<b>HBL630C</b>
	<b>Replacement Blade Cutter and Die Set</b> Base blade set.		<b>HBL630BDK</b>		<b>Replacement Blade Cutter and Die Set</b> Cover blade set.	<b>HBL630CDK</b>
<b>Touch-Up Paint Per</b>	Ivory Gray	<b>HBLIWEP</b> <b>HBLGWEP</b>				

Dimensions in Inches (mm)




## Products at a Glance



### HBL4750 Device Bracket

- HBL4750 Device Bracket Plate provides excellent solution for power, data, voice, audio and video applications
- For use with Hubbell KP plates and Hubbell iSTATION modules and bezels
- Provides flush finish with overlap feature to hide potential miscuts



### Application Capacity and Flexibility

- Flexible channel divider provides industry leading data capacity in the same profile with a 2/3 datacom split
- By-Pass Divider opening accepts GFCI or surge devices to be mounted in 70/30 divided channel
- Greater capacity offers more room for moves, adds and changes
- 50/50 split available by utilizing standard divider and divider clips
- Raceway channel can also be used with no divider for maximum cable fill in single service applications



### End Reducing Connector

- Connects HBL4750 Raceway to HBL2400 Raceway through the end of HBL4750 Raceway
- Used to connect two different sized raceway profiles



### Extensive Line

- 1¼ in. (31.75mm) bend radius fittings meet TIA/EIA requirements
- Integral bend radius offers a fixed solution that does not have to be installed as an option
- Large cross sectional area provides for maximum cable capacity throughout entire system
- Available external, internal, flat, tee and entrance end fittings
- UL Listed, CSA Certified
- Available in ivory or gray powder coat finish



## HBL4750 Series

HBL4750 Series	Description	Color	Catalog Number	Description	Color	Catalog Number		
	<b>Single Channel Base</b> Packed 50 ft. (15.24m) per carton, 10 ft. (3m) lengths.  Assembled cover and base dimensions. W: 4.75" (120.65) H: 1.75" (44.45)	Ivory	<b>HBL4750B10IV</b>		<b>5 Ft. Cover</b> Packed 50 ft. (15.24m) per carton, 5 ft. (1.5m) lengths.	Ivory	<b>HBL4750CIV</b>	
		Gray	<b>HBL4750B10GY</b>		A: 120.00" (3048.00) B: 4.75" (120.65) C: 1.62" (41.20)		Gray	<b>HBL4750CGY</b>
						<b>31 In. Precut Cover*</b> For 36 in. (915.00) centers with HBL4747 and HBL4750 Plates.	Ivory	<b>HBL4750C315IV</b>
							Gray	<b>HBL4750C315GY</b>
								A: 31.50" (800.10) B: 4.75" (120.65)
			<b>19 In. Precut Cover*</b> For 24 in. (610.00) centers with HBL4747 and HBL4750 Plates.	Ivory	<b>HBL4750C195IV</b>			
				Gray	<b>HBL4750C195GY</b>			
					A: 19.50" (495.30) B: 4.75" (120.65)			
			<b>13 In. Precut Cover*</b> For 18 in. (457.00) centers with HBL4747 and HBL4750 Plates.	Ivory	<b>HBL4750C135IV</b>			
				Gray	<b>HBL4750C135GY</b>			
					A: 13.50" (342.90) B: 4.75" (120.65)			
			<b>7 In. Precut Cover*</b> For 12 in. (305.00) centers with HBL4747 and HBL4750 Plates.	Ivory	<b>HBL4750C075IV</b>			
				Gray	<b>HBL4750C075GY</b>			
					A: 7.50" (190.50) B: 4.75" (120.65)			

Note: \*Packed 10 pieces per carton. Device centers vary based on cover selection. Consult factory for details.

Fittings	Description	Color	Catalog Number	Description	Color	Catalog Number	
	<b>Divider</b> Divides HBL4750 Raceway into two channels. Packed 50 ft. (15.24m) per carton, 5 ft. (1.5m) lengths. HBL4751DA Divider Clips are required to hold divider in place.	Painted	<b>HBL4750DGY</b>	A: 60.00" (1,524.0) B: 1.51" (38.46)	<b>By-Pass Divider</b> Divides HBL4750 Raceway into two channels with a 70/30 split. Allows for a larger power or datacom wire fill HBL4751DA Divider Clips are required to hold divider in place.	Painted	<b>HBL4750BP</b>
		Steel				A: 7.12" (180.74) B: .89" (22.54)	
	<b>Divider Clip</b> Required for holding HBL4750DGY in place. Use one every 2.5 ft. (.762m).	Steel**	<b>HBL4751DA</b>	A: 4.64" (117.77) B: 1.46" (37.07)	<b>Wire Clip (Plated)</b> For holding conductors in place.	Steel**	<b>HBL4750WCGY</b>
		A: 4.60" (116.74) B: 1.58" (40.13) C: 1.00" (25.40)					
<b>Internal Corner Coupling (Plated)</b> Concealed fitting for making an internal corner while continuing original run in a straight line.	Steel**	<b>HBL4717TCAGY</b>	A: 4.59" (116.59) B: 2.71" (68.73) C: 1.47" (37.34)	<b>Coupling (Plated)</b> For joining lengths of HBL4750 Raceway. Sold in pairs.	Steel**	<b>HBL4751AC</b>	
					A: 1.47" (37.30) B: .42" (10.59)		

Note: \*\*Galvanized Steel.

Dimensions in Inches (mm)

## HBL4750 Series

Elbows	Description	Color	Catalog Number	Description	Color	Catalog Number		
	<b>Internal Elbow, Divided</b> For inside surfaces at right angles. Full capacity 1¼ in. bend radius internal elbow.	Ivory Gray	<b>HBL4717DFOIV*</b> <b>HBL4717DFOGY*</b> A: 4.74" (120.47) B: 4.75" (120.65)	<b>Internal Elbow, Undivided</b> For inside surfaces at right angles.	Ivory Gray	<b>HBL4717IV*</b> <b>HBL4717GY*</b> A: 4.74" (120.47) B: 4.75" (120.65)		
		<b>External Elbow, Divided</b> For right angle turns around external corners. Full capacity 1¼ in. bend radius external elbow.	Ivory Gray	<b>HBL4718DFOIV*</b> <b>HBL4718DFOGY*</b> A: 4.88" (123.90) B: 4.75" (120.65)		<b>External Elbow, Undivided</b> For right angle turns around external corners.	Ivory Gray	<b>HBL4718IV*</b> <b>HBL4718GY*</b> A: 4.88" (123.90) B: 4.75" (120.65)
		<b>Flat Elbow, Divided</b> For right angle turns on same surface. Full capacity 1¼ in. bend radius flat elbow.	Ivory Gray	<b>HBL4711DFOIV*</b> <b>HBL4711DFOGY*</b> A: 7.23" (183.76) B: 1.62" (41.15)		<b>Flat Elbow, Undivided</b> For right angle turns on same surface.	Ivory Gray	<b>HBL4711IV*</b> <b>HBL4711GY*</b> A: 7.23" (183.76) B: 1.62" (41.15)
		<b>Internal or External 45° Elbow</b> For making internal or external turns in a run of HBL4750 Raceway.	Ivory Gray	<b>HBL4712TXIV</b> <b>HBL4712TXGY</b> A: 6.04" (153.45) B: 4.59" (116.59)		<b>Inverted Internal Elbow</b> For connecting a vertical run of HBL4750 Raceway with a horizontal run.	Ivory Gray	<b>HBL4717NIV</b> <b>HBL4717NGY</b> A: 4.60" (116.84) B: 1.66" (42.29)





Tees	Description	Color	Catalog Number	Description	Color	Catalog Number
	<b>Tee Fitting, Divided</b> For branches at right angles. Full capacity 1¼ in. bend radius tee fitting.	Ivory Gray	<b>HBL4715DFOIV*</b> <b>HBL4715DFOGY*</b> A: 10.93" (277.63) B: 7.27" (184.54) C: 1.62" (41.15)	<b>Tee Fitting, Undivided</b> For branches at right angles.	Ivory Gray	<b>HBL4715IV*</b> <b>HBL4715GY*</b> A: 10.93" (277.63) B: 7.27" (184.54) C: 1.62" (41.15)



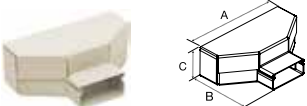


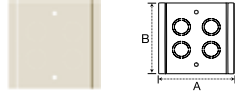
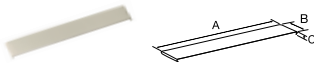
Note: \*HBL4751AC couplings included.

Dimensions in Inches (mm)



## HBL4750 Series

End Fittings	Description	Color	Catalog Number	Description	Color	Catalog Number
	<p><b>Entrance End Fitting, Divided</b> For connecting HBL4750 Raceway with rigid or flexible conduit. Concentric ¾ in., 1 in. and 1¼ in. trade size KOs on back and end. Full capacity 1¼ in. bend radius entrance end fitting. Includes ¾ in., 1 in., 1¼ in. KO and removable divider.</p> 	Ivory Gray	<b>HBL4710DFOIV*</b> <b>HBL4710DFOGY*</b> A: 6.76" (171.70) B: 4.75" (120.65) C: 2.66" (67.50)	<p><b>Entrance End Fitting, Undivided</b> For connecting HBL4750 Raceway with rigid or flexible conduit. Concentric ¾ in., 1 in. and 1¼ in. trade size KOs on back and end.</p> 	Ivory Gray	<b>HBL4710IV*</b> <b>HBL4710GY*</b> A: 6.76" (171.70) B: 4.75" (120.65) C: 2.66" (67.50)
<p><b>Blank End Fitting</b> For closing open end of HBL4750 Raceway. Has two ½ in. trade size KOs.</p> 	Ivory Gray	<b>HBL4710BIV</b> <b>HBL4710BGY</b> A: 4.59" (116.50) B: 1.64" (41.60) C: 1.31" (33.37)	<p><b>Panel Connector</b> To connect HBL4750 Raceway with surface type panel boxes.</p> 	Ivory Gray	<b>HBL4786AIV</b> <b>HBL4786AGY</b> A: 7.50" (190.50)	

Fittings	Description	Color	Catalog Number	Description	Color	Catalog Number
	<p><b>Transition Fitting</b> For transitioning Wiremold® 4000 Raceway to Hubbell HBL4750 Raceway.</p> 	Ivory Gray	<b>HBL4750TFIV</b> <b>HBL4750TFGY</b> A: 5.02" (127.53) B: 2.79" (70.78)	<p><b>Wall Box Connector</b> For back feeding HBL4750 Raceway.</p> 	Ivory Gray	<b>HBL4714AIV</b> <b>HBL4714AGY</b> A: 12.00" (304.80) B: 4.75" (120.65) C: 1.62" (41.15)
	<p><b>End Reducing Connector</b> For connecting HBL4750 Raceway to HBL2400 Raceway through the end of HBL4750 Raceway. Includes HBL2401DC coupling (HBL4751AC not included).</p> 	Ivory Gray	<b>HBL4724REDIV</b> A: 4.75" (120.65) B: 3.00" (76.20) C: 1.55" (39.37)	<p><b>Bridge Fitting</b> To bridge HBL4750 series raceway over perpendicular run of raceway or other obstruction. Use standard raceway base and cover, cut in field to required length. Consists of two bridge pieces.</p> 	Ivory Gray	<b>HBL4775DKITIV</b> <b>HBL4775DKITGY</b> A: 4.76" (120.90) B: 5.00" (127.00) C: 3.38" (85.85)
	<p><b>Take-Off Connector (HBL4750 To HBL3000)</b> For 90° tee connection of HBL3000 Raceway from HBL4750 Raceway.</p> 	Ivory Gray	<b>HBL4774AIV</b> <b>HBL4774AGY</b> A: 11.31" (287.38) B: 4.88" (124.00) C: 3.14" (79.78)	<p><b>2-Gang Tap-Off Fitting</b> Has four concentric ½ in. and ¾ in. trade size KOs.</p> 	Ivory Gray	<b>HBL4746H2IV</b> <b>HBL4746H2GY</b> A: 4.75" (120.65) B: 4.75" (120.65)
	<p><b>Connection Cover</b> For covering potential openings where two covers come together.</p> 	Ivory Gray	<b>HBL4756AIV</b> <b>HBL4756AGY</b> A: 4.77" (121.16) B: .75" (19.05) C: .13" (3.36)			

Note: \*HBL4751AC couplings included.



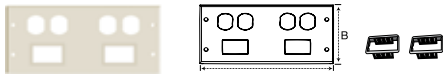

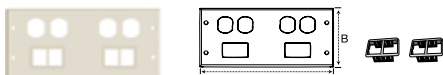

## HBL4750 Series






	Description	Color	Catalog Number	Description	Color	Catalog Number
Device Plates and Mounting Bracket	<b>1-Gang Commercial Device Plate Vertical Mount</b> Use with commercially available 1-gang flush plates. See page R-45 for plate options. For single service applications only.	Ivory Gray	<b>HBL4747CVMIV</b> <b>HBL4747CVMGY</b> A: 2.50" (63.50) B: 4.75" (120.65)	<b>2-Gang Commercial Device Plate Vertical Mount</b> Use with commercially available 2-gang flush plates. See page R-45 for plate options. For single service applications only.	Ivory Gray	<b>HBL4747CVM2IV</b> <b>HBL4747CVM2GY</b> A: 4.32" (109.86) B: 4.75" (120.65)
	<b>2-Gang, One Opening for 1-Gang Comm. Device Plate, One Blank</b> Use with commercially available 1-gang flush plates. See page R-45 for plate options.	Ivory Gray	<b>HBL4747C1IV</b> <b>HBL4747C1GY</b> A: 5.12" (130.18) B: 4.75" (120.65)	<b>2-Gang, One Opening for 2-Gang Commercial Device Plate</b> Use with commercially available 2-gang flush plates. See page R-45 for plate options.	Ivory Gray	<b>HBL4747C2IV</b> <b>HBL4747C2GY</b> A: 5.12" (130.18) B: 4.75" (120.65)
	<b>Device Mounting Bracket</b> Mounting bracket for mounting Hubbell KP Plates, iSTATION Modules and Bezels. See pages R-45 and R-46 for datacom product selection.	Ivory Gray	<b>HBL4750IV</b> <b>HBL4750GY</b> A: 5.25" (133.35) B: 4.76" (120.90)			
2-Gang Cover Plates (Include Mounting Bracket)	<b>2-Gang Cover, Single Round Opening, One Blank</b> For single receptacle with face diameter of 1.38 in. to 1.39 in. (35.00 to 36.00).	Ivory Gray	<b>HBL4747AXIV</b> <b>HBL4747AXGY</b> A: 5.43" (137.97) B: 4.75" (120.65)	<b>2-Gang, Single Round Opening, One Blank</b> For single receptacle with face diameter of 1.56 in. to 1.58 in. (39.62 to 40.13).	Ivory Gray	<b>HBL4747JXIV</b> <b>HBL4747JXGY</b> A: 5.43" (137.97) B: 4.75" (120.65)
	<b>2-Gang, One Duplex Opening, One Blank</b> For 15A and 20A duplex receptacles and duplex communication frames shown on page R-45.	Ivory Gray	<b>HBL4747BXIV</b> <b>HBL4747BXGY</b> A: 5.43" (137.97) B: 4.75" (120.65)	<b>2-Gang, One Style Line® Opening, One Blank</b> For Style Line rectangular receptacles, GFCI and surge devices and rectangular communication frames shown on page R-45.	Ivory Gray	<b>HBL4747RXIV</b> <b>HBL4747RXGY</b> A: 5.43" (137.97) B: 4.75" (120.65)
	<b>2-Gang, Two Duplex Openings</b> For 15A and 20A duplex receptacles and duplex communication frames shown on page R-45.	Ivory Gray	<b>HBL4747BBIV</b> <b>HBL4747BBGY</b> A: 5.43" (137.97) B: 4.75" (120.65)	<b>2-Gang, One Style Line® Opening, One Modular Furniture</b> For Style Line rectangular receptacles, GFCI, surge devices and rectangular communication frames shown on page R-45. Includes modular furniture with two keystone twistouts.	Ivory Gray	<b>HBL4747RFIV</b> <b>HBL4747RFGY</b> A: 5.43" (137.97) B: 4.75" (120.65)
	<b>2-Gang, One Duplex Opening, One Modular Furniture</b> For 15A and 20A duplex receptacles and duplex communication frames shown on page R-45. Includes modular furniture with two keystone twistouts.	Ivory Gray	<b>HBL4747BFIV</b> <b>HBL4747BFGY</b> A: 5.43" (137.97) B: 4.75" (120.65)	<b>2-Gang, One Duplex Opening, One Style Line® Opening</b> For 15A and 20A duplex receptacles and Style Line rectangular receptacles, GFCI, surge devices and rectangular communication frames shown on page R-45.	Ivory Gray	<b>HBL4747BRIV</b> <b>HBL4747BRGY</b> A: 5.43" (137.97) B: 4.75" (120.65)
	<b>2-Gang, One Duplex Opening, One Ortronics® Series II® Mini Adapter Bezel</b> For 15A and 20A duplex recept. and duplex communication plates. Includes Ortronics® Series II® Mini Adapter Bezel.	Ivory Gray	<b>HBL4747BSIV</b> <b>HBL4747BSGY</b> A: 5.43" (137.97) B: 4.75" (120.65)	<b>2-Gang, One Duplex Opening, One Ortronics® TracJack® Mini Adapter Bezel</b> For 15A and 20A duplex recept. and duplex communication plates. Includes Ortronics® TracJack® Mini Adapter Bezel.	Ivory Gray	<b>HBL4747BTIV</b> <b>HBL4747BTGY</b> A: 5.43" (137.97) B: 4.75" (120.65)

Ortronics®, Series II® and TracJack® are registered trademarks of The Ortronics Company.

Dimensions in Inches (mm)

## HBL4750 Series

4-Gang Cover Plates (Include Mounting Bracket)	Description	Color	Catalog Number	Description	Color	Catalog Number		
	<b>4-Gang, Four Duplex Openings</b> For 15A and 20A duplex receptacles and duplex communication frames shown on page R-45.	Ivory Gray	<b>HBL47472BBBBIV</b> <b>HBL47472BBBBGY</b> A: 10.22" (259.56) B: 4.75" (120.65)	<b>4-Gang, Two Style Line® Openings, Two Blanks</b> For Style Line rectangular receptacles, GFCI, surge devices and rectangular communication frames shown on page R-45. Includes two blanks.	Ivory Gray	<b>HBL47472RRXXIV</b> <b>HBL47472RRXXGY</b> A: 10.22" (259.56) B: 4.75" (120.65)		
		<b>4-Gang, Two Duplex Openings, Two Style Line® Openings</b> For 15A and 20A duplex receptacles. Includes Style Line openings for rectangular receptacles, GFCI, surge devices and rectangular communication frames shown on page R-45.	Ivory Gray	<b>HBL47472BBRRIV</b> <b>HBL47472BBRRGY</b> A: 10.22" (259.56) B: 4.75" (120.65)	<b>4-Gang, Two Duplex Openings, Two Ortronics® Series II® Mini Adapter Bezels</b> For 15A and 20A duplex receptacles and duplex communication plates. Includes two Ortronics® Series II® Mini Adapter Bezels.	Ivory Gray	<b>HBL47472BBSSIV</b> <b>HBL47472BBSSGY</b> A: 10.22" (259.56) B: 4.75" (120.65)	
		<b>4-Gang, Two Duplex Openings, Two Modular Furniture</b> For 15A and 20A duplex receptacles and duplex communication frames shown on page R-45. Includes two modular furniture with two keystone twistouts.	Ivory Gray	<b>HBL47472BBFFIV</b> <b>HBL47472BBFFGY</b> A: 10.22" (259.56) B: 4.75" (120.65)		<b>4-Gang, Two Duplex Openings, Two Ortronics® TracJack® Mini Adapter Bezels</b> For 15A and 20A duplex receptacles and duplex communication plates. Includes two Ortronics® TracJack® Mini Adapter Bezels.	Ivory Gray	<b>HBL47472BBTTIV</b> <b>HBL47472BBTTGY</b> A: 10.22" (259.56) B: 4.75" (120.65)
		<b>4-Gang, Two Duplex Openings, Two Blanks</b> For 15A and 20A duplex receptacles and duplex communication frames shown on page R-45. Includes two blanks.	Ivory Gray	<b>HBL47472BBXXIV</b> <b>HBL47472BBXXGY</b> A: 10.22" (259.56) B: 4.75" (120.65)				
								

Tools	Description	Color	Catalog Number	Description	Catalog Number	
	<b>Base Cutter</b> Cutter for cutting base of HBL4750 Raceway.			<b>HBL640B</b>	<b>Cover Cutter</b> Cutter for cutting cover of HBL4750 Raceway.	<b>HBL640C</b>
						
<b>Replacement Blade Cutter and Die Set</b> Base blade set.			<b>HBL640BDK</b>	<b>Replacement Blade Cutter and Die Set</b> Cover blade set.	<b>HBL640CDK</b>	
						
<b>Touch-Up Paint Pen</b>	Ivory Gray	<b>HBLIWEP</b> <b>HBLGWEP</b>				
						

Dimensions in Inches (mm)

Ortronics®, Series II® and TracJack® are registered trademarks of The Ortronics Company.




## Products at a Glance




### HBL6750 Device Bracket

- HBL6750 Device Bracket Plate provides excellent solution for three channel power, data, voice, audio and video applications
- For use with Hubbell KP plates and Hubbell iSTATION Modules and Bezels
- Provides flush finish with overlap feature to hide potential miscuts



### Maximum Capacity

- HBL6750 Series options include single channel (no divider), two channel (1/3, 2/3 divider) or three channel (1/3, 1/3, 1/3 divider)
- HBL6750 Series offers maximum capacity in a low profile raceway
- HBL6750, two channel version, features industry leading capacity equivalent to a HBL4750 single channel profile with an additional channel
- Low profile raceway provides a less conspicuous profile than competitive versions
- Available in 10 ft. (3m) lengths



### Unique Line of Fittings

- 1¼ in. (31.75mm) bend radius fittings meet TIA/EIA requirements
- Integral bend radius offers a fixed solution that does not have to be field installed
- Large cross sectional area provides for maximum cable capacity throughout entire system
- Available external, internal, flat, tee and entrance end fittings
- UL Listed, CSA Certified
- Available in ivory or gray powder coat finish



### Plates and Covers

- Wide variety of overlapping cover plates provide flexibility for power, data, voice, audio and video applications
- Available in both three and six-gang options
- Cover plates accept wide selection of Hubbell iSTATION Modules and Bezels
- Cover plates help to conceal unsightly gaps caused by miscuts
- Precut cover options allow for 12 in. (304.80mm), 18 in. (457.20mm), 24 in. (609.60mm) and 36 in. (914.40mm) "on-center" mounting
- Open System architecture available



## HBL6750 Series

HBL6750 Series	Description	Color	Catalog Number	Description	Color	Catalog Number
	<b>Single Channel Base</b> Packed 20 ft. (6.1m) per carton, 10 ft. (3m) lengths.  Assembled cover and base dimensions: W: 6.75" (171.45) H: 2.22" (56.39)	Ivory Gray	<b>HBL6750B10IV</b> <b>HBL6750B10GY</b> A: 120.00" (3048.00) B: 6.75" (171.45) C: 2.12" (53.85)	<b>5 Ft. Cover</b> Packed 20 ft. (6.1m) per carton, 5 ft. (1.5m) lengths.	Ivory Gray	<b>HBL6750CIV</b> <b>HBL6750CGY</b> A: 60.00" (1,524.0) B: 6.75" (171.45)
		<b>31 In. Precut Cover*</b> For 36 in. (915.00) centers with HBL6747 and HBL6750 Plates.	Ivory Gray	<b>HBL6750C315IV</b> <b>HBL6750C315GY</b> A: 31.50" (800.10) B: 6.75" (171.45)		
		<b>19 In. Precut Cover*</b> For 24 in. (610.00) centers with HBL6747 and HBL6750 Plates.	Ivory Gray	<b>HBL6750C195IV</b> <b>HBL6750C195GY</b> A: 19.50" (495.30) B: 6.75" (171.45)		
		<b>13 In. Precut Cover*</b> For 18 in. (457.00) centers with HBL6747 and HBL6750 Plates.	Ivory Gray	<b>HBL6750C135IV</b> <b>HBL6750C135GY</b> A: 13.50" (342.90) B: 6.75" (171.45)		
		<b>7 In. Precut Cover*</b> For 12 in. (305.00) centers with HBL6747 and HBL6750 Plates.	Ivory Gray	<b>HBL6750C075IV</b> <b>HBL6750C075GY</b> A: 7.50" (190.50) B: 6.75" (171.45)		

Note: \*Packed 10 pieces per carton. Device centers vary based on cover selection. Consult factory for details.

Fittings	Description	Color	Catalog Number	Description	Color	Catalog Number
	<b>Divider</b> Divides HBL6750 Raceway into two or three channels. Packed 50 ft. (15.24m) per carton, 5 ft. (1.5m) lengths. HBL6751DAGY Divider Clips are required to hold divider in place.	Painted Steel	<b>HBL6750DAGY</b> A: 60.00" (1524.00) B: 2.03" (51.56)	<b>Wire Clip (Plated)</b> For holding conductors in place.	Steel**	<b>HBL6750WCGY</b> A: 6.61" (167.80) B: 2.09" (53.05)
<b>Divider Clip (Plated)</b> Required for holding HBL6750DAGY in place. Use one every 2.5 ft. (.762m).	Steel**	<b>HBL6751DAGY</b> A: 6.60" (167.67) B: 1.97" (50.10)	<b>Coupling (Plated)</b> For joining lengths of HBL6750 Raceway. Sold in pairs.	Steel**	<b>HBL6751A</b> A: 2.00" (50.71) B: .42" (10.59)	
<b>Internal Corner Coupling (Plated)</b> Concealed fitting for making an internal corner while continuing original run in a straight line.	Steel**	<b>HBL6717TCAGY</b> A: 6.56" (166.62) B: 1.94" (49.28)				

Note: \*\*Galvanized Steel.

Dimensions in Inches (mm)

## HBL6750 Series

Elbows	Description	Color	Catalog Number	Description	Color	Catalog Number	
	<b>Internal Elbow, Divided</b> For inside surface at right angles. Full capacity 1¼ in. bend radius internal elbow.	Ivory Gray	<b>HBL6717DFOIV*</b> <b>HBL6717DFOGY*</b> A: 4.74" (120.47) B: 6.75" (171.45)	<b>Internal Elbow, Undivided</b> For inside surface at right angles.	Ivory Gray	<b>HBL6717IV*</b> <b>HBL6717GY*</b> A: 4.74" (120.47) B: 6.75" (171.45)	
		<b>External Elbow, Divided</b> For right angle turns around external corners. Full capacity 1¼ in. bend radius external elbow.	Ivory Gray	<b>HBL6718DFOIV*</b> <b>HBL6718DFOGY*</b> A: 5.83" (148.21) B: 6.75" (171.45)	<b>External Elbow, Undivided</b> For right angle turns around external corners.	Ivory Gray	<b>HBL6718IV*</b> <b>HBL6718GY*</b> A: 5.83" (148.21) B: 6.75" (171.45)
		<b>Flat Elbow, Divided</b> For right angle turns on same surface. Full capacity 1¼ in. bend radius flat elbow.	Ivory Gray	<b>HBL6711DFOIV*</b> <b>HBL6711DFOGY*</b> A: 9.23" (234.45) B: 6.75" (171.45) C: 2.14" (54.23) D: 9.83" (249.69) E: 6.75" (171.45)	<b>Flat Elbow, Undivided</b> For right angle turns on same surface.	Ivory Gray	<b>HBL6711IV*</b> <b>HBL6711GY*</b> A: 9.23" (234.45) B: 6.75" (171.45) C: 2.14" (54.23) D: 9.83" (249.69) E: 6.75" (171.45)
		<b>Internal or External 45° Elbow</b> For making internal or external turns in a run of HBL6750 Raceway.	Ivory Gray	<b>HBL6712TXIV</b> <b>HBL6712TXGY</b> A: 6.53" (165.93) B: 6.56" (166.62)	<b>Inverted Internal Elbow</b> For connecting a vertical run of HBL6750 Raceway with a horizontal run.	Ivory Gray	<b>HBL6717NIV</b> <b>HBL6717NGY</b> A: 6.56" (166.62) B: 5.13" (130.30)

Tees	Description	Color	Catalog Number	Description	Color	Catalog Number
	<b>Tee Fitting, Divided</b> For branches at right angles. Full capacity 1¼ in. bend radius tee fitting.	Ivory Gray	<b>HBL6715DFOIV*</b> <b>HBL6715DFOGY*</b> A: 8.75" (222.25) B: 6.63" (168.40) C: 3.56" (90.48) D: 7.92" (201.07) E: 6.75" (171.45)	<b>Tee Fitting, Undivided</b> For branches at right angles.	Ivory Gray	<b>HBL6715IV*</b> <b>HBL6715GY*</b> A: 8.75" (222.25) B: 6.63" (168.40) C: 3.56" (90.48) D: 7.92" (201.07) E: 6.75" (171.45)

Note: \*HBL6751A couplings included.

Dimensions in Inches (mm)



## HBL6750 Series

	Description	Color	Catalog Number	Description	Color	Catalog Number
<b>End Fittings</b>	<b>Entrance End Fitting, Divided</b> For connecting HBL6750 Raceway with rigid or flexible conduit. Concentric ¼ in., 1 in. and 1¼ in. trade size KOs on back and end. Full capacity 1¼ in. bend radius entrance end fitting. Includes ¼ in., 1 in. and 1¼ in. KO and removable dividers.	Ivory Gray	<b>HBL6710DFOIV*</b> <b>HBL6710DFOGY*</b> A: 6.75" (171.45) B: 6.75" (171.45) C: 3.18" (80.71)	<b>Entrance End Fitting, Undivided</b> For connecting HBL6750 Raceway with rigid or flexible conduit. Concentric ¼ in., 1 in. and 1¼ in. trade size KOs on back and end.	Ivory Gray	<b>HBL6710IV*</b> <b>HBL6710GY*</b> A: 6.75" (171.45) B: 6.75" (171.45) C: 3.18" (80.71)
		<b>Blank End Fitting</b> For closing open end of HBL6750 Raceway. Has three ½ in. trade size KOs.	Ivory Gray	<b>HBL6710BIV</b> <b>HBL6710BGY</b> A: 6.56" (166.62) B: 1.98" (50.41) C: 1.33" (33.90)	<b>Panel Connector</b> To connect HBL6750 Raceway with surface type panel boxes.	Ivory Gray

	Description	Color	Catalog Number	Description	Color	Catalog Number
<b>Fittings</b>	<b>Transition Fitting</b> For transitioning from Wiremold® 6000 Raceway to Hubbell HBL6750 Raceway.	Ivory Gray	<b>HBL6750TFIV</b> <b>HBL6750TFGY</b> A: 4.35" (110.42) B: 6.96" (176.87)	<b>Wall Box Connector</b> For back feeding HBL6750 Raceway.	Ivory Gray	<b>HBL6714AIV</b> <b>HBL6714AGY</b> A: 6.75" (171.45) B: 2.14" (54.28) C: 9.90" (251.46)
	<b>Take-Off Connector (HBL6750-HBL4750)</b> For 90° tee connection of HBL4750 Raceway from HBL6750 Raceway.	Ivory Gray	<b>HBL6774AIV</b> <b>HBL6774AGY</b> A: 14.36" (364.76) B: 6.75" (171.45) C: 11.47" (291.29) D: 6.72" (170.69)	<b>3-Gang Tap-Off Fitting</b> Has six concentric ½ in. and ¾ in. trade size KOs.	Ivory Gray	<b>HBL6746HHIV</b> <b>HBL6746HHGY</b> A: 4.35" (110.42) B: 6.96" (176.87)
	<b>Connection Cover</b> For covering potential openings where two covers come together.	Ivory Gray	<b>HBL6756AIV</b> <b>HBL6756AGY</b> A: 6.75" (171.45) B: .59" (14.89)			

Note: \*HBL4751AC couplings included.


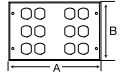

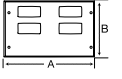

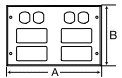

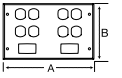

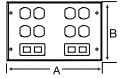

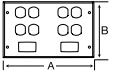

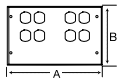
## HBL6750 Series






	Description	Color	Catalog Number	Description	Color	Catalog Number
Device Plates & Mounting Bracket	<b>3-Gang, One Opening for 1-Gang Commercial Device Plate, Two Blanks</b> Use with commercially available 1-gang flush plates. See page R-45 for plate options.	Ivory Gray	<b>HBL6747C1IV</b> <b>HBL6747C1GY</b> A: 5.43" (137.97) B: 6.75" (171.45)	<b>3-Gang, One Opening for 2-Gang Commercial Device Plate, One Blank</b> Use with commercially available 2-gang flush plates. See page R-45 for plate options.	Ivory Gray	<b>HBL6747C2IV</b> <b>HBL6747C2GY</b> A: 5.43" (137.97) B: 6.75" (171.45)
	<b>Device Mounting Bracket</b> Mounting bracket for mounting Hubbell KP Plates, iSTATION Modules and Bezels. See pages R-45 and R-46 for datacom product selection.	Ivory Gray	<b>HBL6750IV</b> <b>HBL6750GY</b> A: 5.25" (133.35) B: 6.75" (171.45)			
3-Gang Cover Plates (Include Mounting Bracket)	<b>3-Gang, One Duplex Opening, Two Blanks</b> For 15A and 20A duplex receptacles and duplex communication plates.	Ivory Gray	<b>HBL6747BXXIV</b> <b>HBL6747BXXGY</b> A: 5.43" (137.97) B: 6.75" (171.45)	<b>3-Gang, One Single Round Opening, Two Blanks</b> For single receptacle with face diameter of 1.38 in. to 1.39 in. (35.05 to 35.31).	Ivory Gray	<b>HBL6747AXXIV</b> <b>HBL6747AXXGY</b> A: 5.43" (137.97) B: 6.75" (171.45)
	<b>3-Gang, Three Duplex Openings</b> For 15A and 20A duplex receptacles and duplex communication plates.	Ivory Gray	<b>HBL6747BBBIV</b> <b>HBL6747BBBGY</b> A: 5.43" (137.97) B: 6.75" (171.45)	<b>3-Gang, One Single Round Opening, Two Blanks</b> For single receptacle with face diameter of 1.56 in. to 1.58 in. (39.62 to 40.13).	Ivory Gray	<b>HBL6747JXXIV</b> <b>HBL6747JXXGY</b> A: 5.43" (137.97) B: 6.75" (171.45)
	<b>3-Gang, One Duplex Opening, Two Style Line® Openings</b> For 15A and 20A duplex receptacles and duplex communication plates. Includes Style Line openings for rectangular receptacles, GFCI, surge devices and rectangular communication frames shown on page R-45.	Ivory Gray	<b>HBL6747BRRIV</b> <b>HBL6747BRRGY</b> A: 5.43" (137.97) B: 6.75" (171.45)	<b>3-Gang, One Style Line® Opening, Two Blanks</b> For one Style Line rectangular receptacle, GFCI, surge device or rectangular communication device.	Ivory Gray	<b>HBL6747RXXIV</b> <b>HBL6747RXXGY</b> A: 5.43" (137.97) B: 6.75" (171.45)
	<b>3-Gang, Two Duplex Openings, One Modular Furniture</b> For 15A and 20A duplex receptacles and duplex communication frames shown on page R-45. Includes modular furniture with two keystone twistouts.	Ivory Gray	<b>HBL6747BBFIV</b> <b>HBL6747BBFGY</b> A: 5.43" (137.97) B: 6.75" (171.45)	<b>3-Gang, Two Style Line® Openings, One Modular Furniture</b> For two Style Line rectangular receptacles, GFCI, surge devices and rectangular communication frames shown on page R-45. Includes modular furniture with two keystone twistouts.	Ivory Gray	<b>HBL6747RRFIV</b> <b>HBL6747RRFGY</b> A: 5.43" (137.97) B: 6.75" (171.45)
	<b>3-Gang, Two Duplex Openings, One Ortronics® Series II® Mini Adapter Bezel</b> For two 15A and 20A duplex receptacles and duplex communication frames shown on page R-45. Includes Ortronics® Series II® Mini Adapter Bezel.	Ivory Gray	<b>HBL6747BBSIV</b> <b>HBL6747BBSGY</b> A: 5.43" (137.97) B: 6.75" (171.45)	<b>3-Gang, Two Duplex Openings, One Ortronics® TracJack® Mini Adapter Bezel</b> For 15A and 20A duplex receptacles and duplex communication frames shown on page R-45. Includes Ortronics® TracJack® Mini Adapter Bezel.	Ivory Gray	<b>HBL6747BBTIV</b> <b>HBL6747BBTGY</b> A: 5.43" (137.97) B: 6.75" (171.45)

Ortronics®, Series II® and TracJack® are registered trademarks of The Ortronics Company.

Dimensions in Inches (mm)

## HBL6750 Series

6-Gang Cover Plates (Include Mounting Bracket)	Description	Color	Catalog Number	Description	Color	Catalog Number
	<b>6-Gang, Six Duplex Openings</b> For 15A and 20A duplex receptacles and duplex communication frames shown on page R-45.	Ivory Gray	<b>HBL67473BBBBBBIV</b> <b>HBL67473BBBBBBGY</b> A: 10.22" (259.56) B: 6.75" (171.45)	<b>6-Gang, Four Style Line® Openings, Two Blanks</b> For four Style Line rectangular receptacles, GFCI, surge devices and rectangular communication frames shown on page R-45.	Ivory Gray	<b>HBL67473RRRRXXIV</b> <b>HBL67473RRRRXXGY</b> A: 10.22" (259.56) B: 6.75" (171.45)
	 			 		
	<b>6-Gang, Two Duplex Openings, Four Style Line® Openings</b> For 15A and 20A duplex receptacles and duplex communication frames shown on page R-45. Includes Style Line openings for rectangular receptacles, GFCI, surge devices and rectangular communication devices.	Ivory Gray	<b>HBL67473BBRRRRIV</b> <b>HBL67473BBRRRRGY</b> A: 10.22" (259.56) B: 6.75" (171.45)	<b>6-Gang, Four Duplex Openings, Two Ortronics® Series II® Mini Adapter Bezels</b> For 15A and 20A duplex receptacles and duplex communication frames shown on page R-45. Includes two Ortronics® Series II® Mini Adapter Bezels.	Ivory Gray	<b>HBL67473BBBBSSIV</b> <b>HBL67473BBBBSSGY</b> A: 10.22" (259.56) B: 6.75" (171.45)
	 			 		
<b>6-Gang, Four Duplex Openings, Two Modular Furniture</b> For 15A and 20A duplex receptacles and duplex communication frames shown on page R-45. Includes two modular furniture with two keystone twistouts.	Ivory Gray	<b>HBL67473BBBBFFIV</b> <b>HBL67473BBBBFFGY</b> A: 10.22" (259.56) B: 6.75" (171.45)	<b>6-Gang, Four Duplex Openings, Two Ortronics® TracJack® Mini Adapter Bezels</b> For 15A and 20A duplex receptacles and duplex communication frames shown on page R-45. Includes two Ortronics® TracJack® Mini Adapter Bezels.	Ivory Gray	<b>HBL67473BBBBTTIV</b> <b>HBL67473BBBBTTGY</b> A: 10.22" (259.56) B: 6.75" (171.45)	
 			 			
<b>6-Gang, Four Duplex Openings, Two Blanks</b> For four 15A and 20A duplex receptacles and duplex communication frames shown on page R-45.	Ivory Gray	<b>HBL67473BBBBXXIV</b> <b>HBL67473BBBBXXGY</b> A: 10.22" (259.56) B: 6.75" (171.45)				
 						

Tools	Description	Color	Catalog Number	Description	Catalog Number	
	<b>Base Cutter</b> Cutter for cutting base of HBL6750 Raceway.			<b>HBL660B</b>	<b>Cover Cutter</b> Cutter for cutting cover of HBL6750 Raceway.	<b>HBL660C</b>
						
<b>Replacement Blade Cutter and Die Set</b> Base blade set.			<b>HBL660BDK</b>	<b>Replacement Blade Cutter and Die Set</b> Cover blade set.	<b>HBL660CDK</b>	
						
<b>Touch-Up Paint Pen</b>	Ivory Gray	<b>HBLIWEP</b> <b>HBLGWEP</b>				
						

Dimensions in Inches (mm)

Ortronics®, Series II® and TracJack® are registered trademarks of The Ortronics Company.



## Products at a Glance



### HBLALU2000 Series

- Single channel aluminum raceway
- Satin anodized finish
- Resists oxidation, corrosion and fading
- Can be installed as recessed or surface mounted
- UL Listed and CSA Certified



### Aluminum Boxes

- Both in-line and standard boxes available
- Hubbell Handi-Screw® eliminates difficult to install long screws for easier installation
- Rounded corners eliminate sharp edges
- One seam construction provides “clean” look
- Box design allows standard wallplates to be mounted flush with virtually no perimeter profile exposed
- Full line of metal wallplates available. See section O for selection



### Wide Selection of Fittings



- Elbows (external, internal, flat) and tee fitting available to accommodate all types of applications
- HBLALU2001 Coupling included with elbows and tee fitting



### Aluminum PlugTrak® Featuring Exclusive Receptacle Design

- Satin anodized scratch resistant finish
- Multiple spacing configurations
- Hubbell designed and manufactured single receptacle
- Insulation displacement wiring provides superior wire retention
- Mates with HBLALU2000 Aluminum Raceway
- Available in 3 ft. (0.9m), 5 ft. (1.5m) and 6 ft. (1.8m) lengths
- Tamper-Resistant versions available

## HBLALU2000 Series

HBLALU2000 Series	Description	Material	Catalog Number	Description	Material	Catalog Number	
	<b>5 Ft. Base</b> Satin anodized finish. Packed 60 ft. (18.3m) per carton, 5 ft. (1.5m) lengths.	Anodized Aluminum	<b>HBLALU2000B5</b>	A: .82" (21.00) B: 1.84" (46.74)	<b>Cover</b> Satin anodized finish. Packed 60 ft. (18.3m) per carton, 5 ft. (1.5m) lengths. 	Anodized Aluminum	<b>HBLALU2000C5</b>
<b>10 Ft. Base</b> Satin anodized finish. Packed 60 ft. (18.3m) per carton, 10 ft. (3m) lengths.	Anodized Aluminum	<b>HBLALU2000B10</b>	A: .82" (21.00) B: 1.84" (46.74)				
Assembled cover and base dimensions. W: 1.84" (46.74) H: .91" (23.11)							



Standard	Description	Material	1-Gang	2-Gang	Description	Material	Round Box
	<b>Device Box</b> For standard switches and receptacles.	Anodized Aluminum	<b>HBLALU2047</b>	A: 4.54" (115.32) B: 2.82" (71.63) C: 1.38" (35.05)	<b>HBLALU20472</b>	A: 4.54" (115.32) B: 4.64" (117.86) C: 1.38" (35.05)	<b>Fixture Box with Solid Base</b> To hang fixtures. Cover takes any device with mounting screw centers of 2.75 in. (69.85), 3.5 in. (89.00) and 4.06 in. (103.00).
<b>Deep</b> <b>Device Box</b> For deep switches and receptacles.	Anodized Aluminum	<b>HBLALU2044</b>	A: 4.54" (115.32) B: 2.82" (71.63) C: 2.25" (57.15)	<b>HBLALU20442</b>	A: 4.54" (115.32) B: 4.64" (117.86) C: 2.75" (69.85)		
Base Trade Size KO's		1 - 1/2", 3/4" Concentric 1 - Rectangular		1 - 1/2" 1 - Rectangular			

Elbows and Tees	Description	Material	Catalog Number	Description	Material	Catalog Number	
	<b>Internal Elbow</b> For making a 90° internal turn in a raceway run.	Anodized Aluminum	<b>HBLALU2017*</b>	A: 3.00" (76.20) B: 3.00" (76.20)	<b>External Elbow</b> For making a 90° external turn in a raceway run.	Anodized Aluminum	<b>HBLALU2018*</b>
<b>Flat Elbow</b> For making a 90° flat turn in a raceway run.	Anodized Aluminum	<b>HBLALU2011*</b>	A: 3.00" (76.20) B: 3.00" (76.20)				
<b>Tee Fitting</b> For branch connections of right angles.	Anodized Aluminum	<b>HBLALU2015*</b>	A: 4.00" (101.60) B: 3.40" (86.36)				

Note: \*HBLALU2001 couplings included.

Dimensions in Inches (mm)

## HBLALU2000 Series

	Description	Material	Catalog Number	Description	Material	Catalog Number
<b>End Fittings</b>	<b>Entrance End Fitting</b> ½ in. NPT steel fitting.	Anodized Aluminum Plate	<b>HBLALU2010A</b> A: 1.84" (47.74) B: .91" (23.11) C: 1.51" (38.35)	<b>Blank End Fitting</b> For closing end of raceway.	Anodized Aluminum	<b>HBLALU2010B</b> A: 1.84" (46.74) B: .91" (23.11)

	Description	Material	Catalog Number	Description	Material	Catalog Number
<b>Fittings</b>	<b>Cover Clip</b> Use to cover potential openings where two pieces of HBLALU2000 Raceway cover come together.	Stainless Steel	<b>HBLALU2006</b> A: 1.00" (25.40)	<b>Wire Clip</b> For holding conductors in place.	Anodized Aluminum	<b>HBLALU2000WC</b> A: .44" (11.20)
	<b>Flush Plate Adaptor</b> For feeding HBL2000 Raceway from an existing wall outlet. Locknut included.	Anodized Aluminum	<b>HBLALU2051H</b> A: 4.50" (114.3) B: 4.50" (114.3)	<b>Coupling (Pair)</b> For joining lengths of HBLALU2000 Raceway.	Aluminum	<b>HBLALU2001</b> A: 1.67" (42.42) B: 1.67" (42.42)

	Description	Material	Catalog Number	Description	Material	Catalog Number
<b>Devices and In-Line Fittings</b>	<b>In-Line Switch Fitting</b> (Switch sold separately).	Anodized Aluminum	<b>HBLALU2040A</b> A: 4.12" (104.65) B: 1.84" (46.74)	<b>Ground Adapter (Plated)</b> For connection of equipment grounding conductor to provide an additional ground to raceway. Screws included.	Steel**	<b>HBLALU2009</b> A: 2.35" (59.8) B: 1.18" (30.0)
	<b>Supporting Clip</b> For mounting lengths of HBLALU2000 Raceway at any point. Mount with #6 flat head fastener. Has set screw for locking to raceway. Raceway must be screwed to the wall for secure fastening.	Stainless Steel	<b>HBLALU2003</b> A: 2.00" (50.80)			

Note: \*HBLALU2001 couplings included.  
\*\*Galvanized Steel.

Dimensions in Inches (mm)



# Aluminum Raceway



## Aluminum PlugTrak® Series

Available in Standard, Isolated Ground (IG), Tamper-Resistant (TR) and USB (U) versions.



	Amp Circuits	Single Recept.	USB Ports	Receptacle Spacing (in.)	Catalog Number
3 Foot	15 Single	6	—	6	<b>HBLALU20GB306</b>
	15 IG/Single	6	—	6	<b>HBLALU20IG306</b>
	15 TR/Single	6	—	6	<b>HBLALU20GB306TR</b>
	15 USB/Single	2	2	12	<b>HBLALU20GB312U</b>
	20 Single	6	—	6	<b>HBLALU24GB306</b>
	20 IG/Single	6	—	6	<b>HBLALU24IG306</b>
	20 TR/Single	6	—	6	<b>HBLALU24GB306TR</b>
5 Foot	15 Single	10	—	6	<b>HBLALU20GB506</b>
	15 Single	5	—	12	<b>HBLALU20GB512</b>
	15 IG/Single	10	—	6	<b>HBLALU20IG506</b>
	15 TR/Single	5	—	12	<b>HBLALU20GB512TR</b>
	20 Single	10	—	6	<b>HBLALU24GB506</b>
	20 Single	5	—	12	<b>HBLALU24GB512</b>
	20 IG/Single	10	—	6	<b>HBLALU24IG506</b>
20 TR/Single	5	—	12	<b>HBLALU24GB512TR</b>	
6 Foot	15 Single	12	—	6	<b>HBLALU20GB606</b>
	15 Single	6	—	12	<b>HBLALU20GB612</b>
	15 Single	4	—	18	<b>HBLALU20GB618</b>
	15 Two	12	—	6	<b>HBLALU20GBA606</b>
	15 Two	6	—	12	<b>HBLALU20GBA612</b>
	15 Two	4	—	18	<b>HBLALU20GBA618</b>
	15 IG/Single	12	—	6	<b>HBLALU20IG606</b>
	15 USB/Single	4	4	12	<b>HBLALU20GB612U</b>
	20 Single	12	—	6	<b>HBLALU24GB606</b>
	20 Single	6	—	12	<b>HBLALU24GB612</b>
	20 Single	4	—	18	<b>HBLALU24GB618</b>
	20 Two	12	—	6	<b>HBLALU24GBA606</b>
	20 Two	6	—	12	<b>HBLALU24GBA612</b>
20 Two	4	—	18	<b>HBLALU24GBA618</b>	
20 IG/Single	12	—	6	<b>HBLALU24IG606</b>	

	Description	Catalog Number
Device Boxes	Standard 1-Gang Device Box	<b>HBLALU2047</b>
	Deep 1-Gang Device Box	<b>HBLALU2044</b>
	Standard 2-Gang Device Box	<b>HBLALU20472</b>
	Deep 2-Gang Device Box	<b>HBLALU20442</b>
	Round Box	<b>HBLALU2038</b>
	Elbows and Tees	External Elbow
Internal Elbow		<b>HBLALU2017</b>
Flat Elbow		<b>HBLALU2011</b>
Tee		<b>HBLALU2015</b>
Fittings	Cover Clip	<b>HBLALU2006</b>
	Supporting Clip	<b>HBLALU2003</b>
	Coupling	<b>HBLALU2001</b>
	Entrance End Fitting	<b>HBLALU2010A</b>
	In-Line Switch Fitting	<b>HBLALU2040A</b>
	Blank End Fitting	<b>HBLALU2010B</b>

Note: See pages R-34 and R-35 for additional information.

Note: IG = Isolated Ground, TR = Tamper-Resistant and U = USB.  
Hubbell Aluminum PlugTrak is supplied with two HBLALU2010B blank end fittings and one HBLALU2001 coupling.

Dimensions in Inches (mm)



## Products at a Glance




### HBLALU3800 and HBLALU4800 Series

- Single and two channel aluminum raceways
- Satin anodized finish
- Resists oxidation, corrosion and fading
- Can be installed as recessed or surface mounted
- UL Listed and CSA Certified



### Split Covers

- Single and two channel raceways utilize common cover
- Split covers allow access to one service at a time
- Common aesthetics throughout line



### Wide Selection of Fittings

- External, internal, flat and tee fittings available to accommodate all types of applications
- Available in both single and two channel versions



### Device Cover Plates

- Cover plates can be used for both HBLALU3800 and HBLALU4800 Raceways
- Cover plates offer option for most common power device applications
- Low profile bezel cover accommodates Hubbell iSTATION Modules
- Open System data option available
- Base mounted cover plates available for added strength



## HBLALU3800 Series

HBLALU3800 Series	Description	Color	Catalog Number	Description	Color	Catalog Number
	<b>Single Channel Base</b> Satin anodized finish. Packed 40 ft. (12.19m) per carton, 10 ft. (3m) lengths.  Assembled cover and base dimensions. W: 3.00" (76.20) H: 2.25" (57.15)	Anodized Aluminum	<b>HBLALU3800B10</b> A: 2.10" (53.34) B: 3.00" (76.20)	<b>Cover</b> Satin anodized finish. Packed 40 ft. (12.19m) per carton, 5 ft. (1.5m) lengths.	Anodized Aluminum	<b>HBLALUC5</b> A: 3.00" (76.20)

Elbows and Tees	Description	Color	Catalog Number	Description	Color	Catalog Number
	<b>Internal Elbow</b> For making a 90° internal turn in a raceway run.	Anodized Aluminum	<b>HBLALU3817*</b> A: 6.00" (152.40) B: 6.00" (152.40)	<b>Inverted Internal Elbow</b> For connecting a vertical run of HBLALU3800 with a horizontal run with its cover facing up.	Anodized Aluminum	<b>HBLALU3817N*</b> A: 6.00" (152.40) B: 5.98" (151.89)
	<b>External Elbow</b> For making a 90° external turn in a raceway run.	Anodized Aluminum	<b>HBLALU3818*</b> A: 6.00" (152.40) B: 6.00" (152.40)	<b>Tee</b> For branch connections of two runs of HBLALU3800 Raceway.	Anodized Aluminum	<b>HBLALU3815*</b> A: 6.00" (152.40) B: 6.00" (152.40)
	<b>Flat Elbow</b> For making a 90° flat turn in a raceway run.	Anodized Aluminum	<b>HBLALU3811*</b> A: 6.00" (152.40) B: 6.00" (152.40)			

End Fittings	Description	Color	Catalog Number	Description	Color	Catalog Number
	<b>Entrance End Fitting</b> For feeding raceway, has concentric ½ in. and ¾ in. trade size KOs.	Anodized Aluminum	<b>HBLALU3810B1</b> A: 3.00" (76.20) B: 2.31" (58.74)	<b>Blank End Fitting</b> For closing end of raceway.	Anodized Aluminum	<b>HBLALU3810B</b> A: 3.00" (76.20) B: 2.31" (58.74)

Fittings	Description	Color	Catalog Number	Description	Color	Catalog Number
	<b>Cover Clip</b> To cover seam where lengths of HBLALU3800 Raceway come together.	Stainless Steel	<b>HBLALU3806</b> A: 1.38" (34.92)	<b>Wire Clip</b> For holding conductors in place. Can be used for either HBLALU3800 or HBLALU4800 Raceway.	Anodized Aluminum	<b>HBLALUWC</b> A: 1.00" (25.40)
	<b>Internal Corner Coupling</b> For butting two raceway sections to form an internal 90° turn in a raceway run.	Anodized Aluminum	<b>HBLALU17A</b> A: 4.00" (101.80) B: 2.00" (50.83)	<b>Grounding Adapter</b> For connection of equipment grounding. #10-32 Locking screws included.	Galvanized Steel	<b>HBLALU09</b> A: 4.00" (101.80) B: 2.00" (50.83)

**Couplings (Pair)**  
To join lengths of HBLALU3800 or HBLALU4800 base.

Note: \*HBLALU01 couplings included.  
See page R-40 for cover plates.

Dimensions in Inches (mm)

## HBLALU4800 Series

HBLALU4800 Series	Description	Color	Catalog Number	Description	Color	Catalog Number
	<b>Two Channel Base</b> Satin anodized finish. Packed 40 ft. (12.19m) per carton, 10 ft. (3m) lengths.  Assembled cover and base dimensions. W: 6.00" (152.40) H: 2.25" (57.15)	Anodized Aluminum	<b>HBLALU4800B10</b> A: 2.10" (53.34) B: 6.00" (152.40)	<b>Cover (Single Channel)</b> Satin anodized finish. Packed 40 ft. (12.19m) per carton, 5 ft. (1.5m) lengths.	Anodized Aluminum	<b>HBLALUC5</b> A: 3.00" (76.20)

	Description	Color	Catalog Number	Description	Color	Catalog Number
Elbows and Tees	<b>Internal Elbow (Two Channel)</b> For making a 90° internal turn in a raceway run.	Anodized Aluminum	<b>HBLALU4817*</b> A: 6.00" (152.40) B: 6.00" (152.40)	<b>Inverted Internal Elbow (Two Channel)</b> For connecting a vertical run of HBLALU4800 with a horizontal run with its cover facing up.	Anodized Aluminum	<b>HBLALU4817N*</b> A: 6.00" (152.40) B: 5.98" (151.89)
	<b>External Elbow (Two Channel)</b> For making a 90° external turn in a raceway run.	Anodized Aluminum	<b>HBLALU4818*</b> A: 6.00" (152.40) B: 6.00" (152.40)	<b>Tee (Two Channel)</b> For branch connections of two runs of HBLALU4800 Raceway.	Anodized Aluminum	<b>HBLALU4815*</b> A: 9.00" (228.60) B: 9.00" (228.60)
	<b>Flat Elbow (Two Channel)</b> For making a 90° flat turn in a raceway run.	Anodized Aluminum	<b>HBLALU4811*</b> A: 9.00" (228.60) B: 9.00" (228.60)			
End Fittings	<b>Entrance End Fitting (Two Channel)</b> For feeding raceway, has two concentric ½ in. and ¾ in. trade size KOs.	Anodized Aluminum	<b>HBLALU4810B2</b> A: 6.00" (152.40) B: 2.31" (58.74)	<b>Blank End Fitting (Two Channel)</b> For closing end of raceway.	Anodized Aluminum	<b>HBLALU4810B</b> A: 6.00" (152.40) B: 2.31" (58.74)
	<b>Cover Clip</b> To cover seam where lengths of HBLALU4800 Raceway come together.	Stainless Steel	<b>HBLALU4806</b> A: 1.38" (34.92)	<b>Wire Clip</b> Used for holding conductors in place on raceway. Can be used for either HBLALU3800 or HBLALU4800 Raceway.	Anodized Aluminum	<b>HBLALUWC</b> A: 1.00" (25.40)
Fittings	<b>Internal Corner Coupling</b> For butting two raceway sections to form an internal 90° turn in a raceway run.	Anodized Aluminum	<b>HBLALU17A</b> A: 4.00" (101.80) B: 2.00" (50.83)	<b>Grounding Adapter</b> For connection of equipment grounding. #10-32 Locking screws included.	Galvanized Steel	<b>HBLALU09</b> A: 4.00" (101.80) B: 2.00" (50.83)
	<b>Couplings (Pair)</b> To join lengths of HBLALU3800 or HBLALU4800 base.	Aluminum	<b>HBLALU01</b> A: 2.85" (72.39) B: 4.00" (101.80)			

Note: \*HBLALU01 couplings included.  
See page R-40 for cover plates.

Dimensions in Inches (mm)

## HBLALU3800 and HBLALU4800 Series

Cover Plates	Description	Color	Catalog Number	Description	Color	Catalog Number	
	<b>Duplex Receptacle Cover</b> For duplex receptacles and duplex communication frames shown on page R-45.	Anodized Aluminum	<b>HBLALUDR</b> A: 3.00" (76.20) B: 12.00" (304.80)	<b>HBLALU34DRBM</b> (Base Mounted Device) A: 3.00" (76.20) B: 12.00" (304.80)	<b>Toggle Switch Cover</b> For single pole, two pole, three way or four way switches.	Anodized Aluminum	<b>HBLALUN</b> A: 3.00" (76.20) B: 12.00" (304.80)
							<b>HBLALU34NBM</b> (Base Mounted Device) A: 3.00" (76.20) B: 12.00" (304.80)
	<b>Rectangular Style Line® Cover</b> For Style Line rectangular duplex receptacle, GFCI, surge device or rectangular communication frames shown on page R-45.	Anodized Aluminum	<b>HBLALUG</b> A: 3.00" (76.20) B: 12.00" (304.80)	<b>HBLALU34GBM</b> (Base Mounted Device) A: 3.00" (76.20) B: 12.00" (304.80)	<b>Single Receptacle Cover</b> For single receptacle with face diameters of 1.38 in. to 1.39 in. (35.05 to 35.31).	Anodized Aluminum	<b>HBLALUE</b> A: 3.00" (76.20) B: 12.00" (304.80)
							<b>HBLALU34EBM</b> (Base Mounted Device) A: 3.00" (76.20) B: 12.00" (304.80)
	<b>Single Receptacle Cover</b> For single receptacle with face diameters of 1.56 in. to 1.59 in. (39.62 to 40.39).	Anodized Aluminum	<b>HBLALUF</b> A: 3.00" (76.20) B: 12.00" (304.80)	<b>HBLALU34FBM</b> (Base Mounted Device) A: 3.00" (76.20) B: 12.00" (304.80)	<b>Single Receptacle Cover</b> For single receptacle with face diameter of 2.13 in. (54.10).	Anodized Aluminum	<b>HBLALUJ</b> A: 3.00" (76.20) B: 12.00" (304.80)
						<b>HBLALU34JBM</b> (Base Mounted Device) A: 3.00" (76.20) B: 12.00" (304.80)	
<b>Blank Cover</b> To cover 12 in. (305.00) section of raceway.	Anodized Aluminum	<b>HBLALUBL</b> A: 3.00" (76.20) B: 12.00" (304.80)		<b>Ortronics® Cover Plate</b> For two Ortronics TracJack® or one Series II® datacom insert. Both bezels included.	Anodized Aluminum	<b>HBLALUABRT</b> A: 3.00" (76.20) B: 12.00" (304.80)	
<b>Hubbell iSTATION Cover</b> For mounting Hubbell iSTATION Modules. For the HBLALULPB use the KPIMBZGY on page R-45 with modules from page R-46. For the HBLALULPBA use the IMF1GY on page R-46 or any IFPxxGY plates on page R-45.	Anodized Aluminum	<b>HBLALULPB</b> A: 3.00" (76.20) B: 12.00" (304.80) C: 1.90 (48.26) D: 4.21 (106.93)	<b>HBLALULPBA</b> A: 3.00" (76.20) B: 12.00" (304.80) C: 1.90 (48.26) D: 3.00" (76.20)				

### Base Mounted Device Cover Design

No exposed screw holes. Receptacle is securely mounted to the raceway base rather than the cover.

Dimensions in Inches (mm)

Ortronics®, Series II® and TracJack® are registered trademarks of The Ortronics Company.



## Products at a Glance




### HBLALU5000 and HBLALU7620 Series

- Two and three channel aluminum raceways
- Satin anodized finish
- Resists oxidation, corrosion and fading
- Can be installed as recessed or surface mounted
- UL Listed and CSA Certified



### Covers

- Two and three channel raceway utilize common covers
- Available in single and dual channel cover designs
- Single covers allow access to one service at a time
- Dual channel cover fits over two channels for a seamless look
- Common aesthetics throughout line



### Wide Selection of Fittings

- External, internal, flat and tee fittings available to accommodate all types of applications
- Available in both two and three channel versions



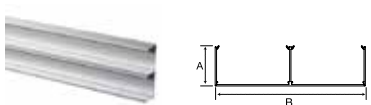

### Compatible Cover Plates

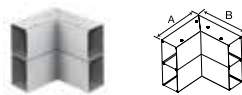
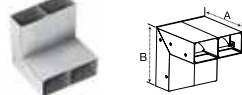
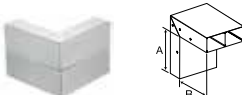

- Cover plates can be used for both HBLALU5000 and HBLALU7620 Raceways
- Cover plates offer option for most common power device applications
- Low profile bezel cover accommodates Hubbell iSTATION Modules
- Open System data option available
- Base mounted cover plates available for added strength





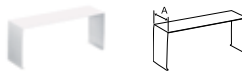

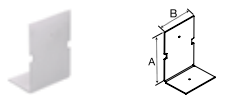



## HBLALU5000 Series

HBLALU5000 Series	Description	Color	Catalog Number	Description	Color	Catalog Number	
	<b>Two Channel Base</b> Satin anodized finish. Packed 40 ft. (12.19m) per carton, 10 ft. (3m) lengths.  Assembled cover and base dimensions: W: 5.08" (129.03) H: 1.75" (44.45)	Anodized Aluminum	<b>HBLALU5000B10</b>	A: 1.66" (42.16) B: 5.08" (129.03)	<b>Cover (Single Channel)</b> Satin anodized finish. Packed 40 ft. (12.19m) per carton, 5 ft. (1.5m) lengths.	Anodized Aluminum	<b>HBLALUC57</b>
				A: 2.54" (64.52)	<b>Cover (Two Channel)</b> Satin anodized finish. Packed 40 ft. (12.19m) per carton, 5 ft. (1.5m) lengths.	Anodized Aluminum	<b>HBLALU2C57</b>
			A: 5.08" (129.03)				

Elbows and Tees	Description	Color	Catalog Number	Description	Color	Catalog Number	
	<b>Internal Elbow</b> For making a 90° internal turn in a raceway run.	Anodized Aluminum	<b>HBLALU5017*</b>	A: 6.00" (152.40) B: 6.00" (152.40)	<b>Inverted Internal Elbow</b> For connecting a vertical run of HBLALU5000 with a horizontal run with its cover facing up.	Anodized Aluminum	<b>HBLALU5017N*</b>
				A: 5.91" (150.20) B: 5.98" (151.89)			
	<b>External Elbow</b> For making a 90° external turn in a raceway run.	Anodized Aluminum	<b>HBLALU5018*</b>	A: 6.00" (152.40) B: 6.00" (152.40)	<b>Tee</b> For branch connections of two runs of HBLALU5000 Raceway.	Anodized Aluminum	<b>HBLALU5015*</b>
			A: 9.00" (228.60) B: 9.00" (228.60)				
<b>Flat Elbow</b> For making a 90° flat turn in a raceway run.	Anodized Aluminum	<b>HBLALU5011*</b>	A: 9.00" (228.60) B: 9.00" (228.60)				

End Fittings	Description	Color	Catalog Number	Description	Color	Catalog Number
	<b>Entrance End Fitting</b> For feeding raceway, has concentric ½ in. and ¾ in. trade size KOs.	Anodized Aluminum	<b>HBLALU5010B2</b>	A: 5.08" (129.10) B: 1.75" (44.40)	<b>Blank End Fitting</b> For closing end of raceway.	Anodized Aluminum
			A: 5.08" (129.10) B: 1.75" (44.40)			

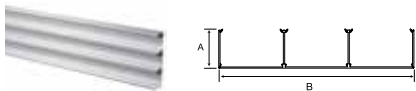
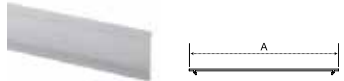
Fittings	Description	Color	Catalog Number	Description	Color	Catalog Number	
	<b>Cover Clip</b> To cover seam where lengths of HBLALU5000 Raceway come together.	Stainless Steel	<b>HBLALU5006</b>	A: 1.38" (34.92)	<b>Wire Clip</b> For holding conductors in place. Can be used for either HBLALU5000 or HBLALU7620 Raceway.	Anodized Aluminum	<b>HBLALU57WC</b>
				A: 3.50" (88.90) B: 2.38" (60.30)			
<b>Internal Corner Coupling</b> For butting two raceway sections to form an internal 90° turn in a raceway run.	Anodized Aluminum	<b>HBLALU5717A</b>	A: 3.50" (88.90) B: 2.38" (60.30)	<b>Couplings (Pair)</b> To join lengths of HBLALU5000 or HBLALU7620 base.	Aluminum	<b>HBLALU5701</b>	
			A: 2.38" (60.30) B: 4.00" (101.80)				

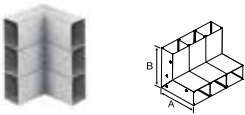
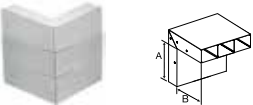

Note: \*HBLALU5701 couplings included.


See page R-44 for cover plates.



Dimensions in Inches (mm)


## HBLALU7620 Series

HBLALU7620 Series	Description	Color	Catalog Number	Description	Color	Catalog Number	
	<b>Three Channel Base</b> Satin anodized finish. Packed 40 ft. (12.19m) per carton, 10 ft. (3m) lengths.  Assembled cover and base dimensions: W: 7.62" (193.55) H: 2.25" (57.15)	Anodized Aluminum	<b>HBLALU7620B10</b> A: 2.16" (54.86) B: 7.62" (193.55)		<b>Cover (Single Channel)</b> Satin anodized finish. Packed 40 ft. (12.19m) per carton, 5 ft. (1.5m) lengths.	Anodized Aluminum	<b>HBLALUC57</b> A: 2.54" (64.52)
	<b>Cover (Two Channel)</b> Satin anodized finish. Packed 40 ft. (12.19m) per carton, 5 ft. (1.5m) lengths.	Anodized Aluminum	<b>HBLALU2C57</b> A: 5.08" (129.03)				

Elbow Fittings	Description	Color	Catalog Number	Description	Color	Catalog Number	
	<b>Internal Elbow</b> For making a 90° internal turn in a raceway run.	Anodized Aluminum	<b>HBLALU7617*</b> A: 6.50" (165.10) B: 6.50" (165.10)		<b>Inverted Internal Elbow</b> For connecting a vertical run of HBLALU7620 with a horizontal run with its cover facing up.	Anodized Aluminum	<b>HBLALU7617N*</b> A: 6.50" (165.10) B: 5.98" (151.89)
	<b>External Elbow</b> For making a 90° external turn in a raceway run.	Anodized Aluminum	<b>HBLALU7618*</b> A: 5.50" (139.70) B: 5.50" (139.70)		<b>Tee</b> For branch connections of two runs of HBLALU7620 Raceway.	Anodized Aluminum	<b>HBLALU7615*</b> A: 9.00" (228.60) B: 10.62" (269.80)
	<b>Flat Elbow</b> For making a 90° flat turn in a raceway run.	Anodized Aluminum	<b>HBLALU7611*</b> A: 11.54" (293.10) B: 11.54" (293.10)				

End Fittings	Description	Color	Catalog Number	Description	Color	Catalog Number
	<b>Entrance End Fitting</b> For feeding raceway, has concentric ½ in. and ¾ in. trade size KOs.	Anodized Aluminum	<b>HBLALU7610B2</b> A: 7.62" (193.50) B: 2.31" (58.70)		<b>Blank End Fitting</b> For closing end of raceway.	Anodized Aluminum

Fittings	Description	Color	Catalog Number	Description	Color	Catalog Number	
	<b>Cover Clip</b> To cover seam where lengths of HBLALU7620 Raceway come together.	Stainless Steel	<b>HBLALU7606</b> A: 1.38" (34.92)		<b>Wire Clip</b> For holding conductors in place. Can be used for either HBLALU5000 or HBLALU7620 Raceway.	Anodized Aluminum	<b>HBLALU57WC</b> A: 1.00" (25.40)
	<b>Internal Corner Coupling</b> For butting two raceway sections to form an internal 90° turn in a raceway run.	Anodized Aluminum	<b>HBLALU5717A</b> A: 3.50" (88.90) B: 2.38" (60.30)		<b>Grounding Adapter</b> For connection of equipment grounding. #10-32 Locking screws included.	Galvanized Steel	<b>HBLALU5709</b> A: 3.37" (85.50) B: 2.00" (50.83)

Fittings	Description	Color	Catalog Number	Description	Color	Catalog Number
	<b>Couplings (Pair)</b> To join lengths of HBLALU5000 or HBLALU7620 base.	Aluminum	<b>HBLALU5701</b> A: 2.38" (60.30) B: 4.00" (101.80)			

Note: \*HBLALU5701 couplings included.  
See page R-44 for cover plates.

Dimensions in Inches (mm)

## HBLALU5000 and HBLALU7620 Series

Cover Plates	Description	Color	Catalog Number	Description	Color	Catalog Number	
	<b>Duplex Receptacle Cover</b> For duplex receptacles and duplex communication frames shown on page R-45.	Anodized Aluminum	<b>HBLALU57DR</b> A: 2.54" (64.50) B: 12.00" (304.80)	<b>HBLALU57DRBM</b> (Base Mounted Device) A: 2.54" (64.50) B: 12.00" (304.80)	<b>Toggle Switch Cover</b> For single pole, two pole, three way or four way switches.	Anodized Aluminum	<b>HBLALU57N</b> A: 2.54" (64.50) B: 12.00" (304.80)
							<b>HBLALU57NBM</b> (Base Mounted Device) A: 2.54" (64.50) B: 12.00" (304.80)
	<b>Rectangular Style Line® Cover</b> For Style Line rectangular duplex receptacle, GFCI, surge device or rectangular communication frames shown on page R-45.	Anodized Aluminum	<b>HBLALU57G</b> A: 2.54" (64.50) B: 12.00" (304.80)	<b>HBLALU57GBM</b> (Base Mounted Device) A: 2.54" (64.50) B: 12.00" (304.80)	<b>Blank Cover</b> To cover 12 in. (305.00) section of raceway.	Anodized Aluminum	<b>HBLALU57BL</b> A: 2.54" (64.50) B: 12.00" (304.80)
	<b>Single Receptacle Cover</b> For single receptacle with face diameters of 1.38 in. to 1.39 in. (35.05 to 35.31).	Anodized Aluminum	<b>HBLALU57E</b> A: 2.54" (64.50) B: 12.00" (304.80)	<b>HBLALU57EBM</b> (Base Mounted Device) A: 2.54" (64.50) B: 12.00" (304.80)	<b>Single Receptacle Cover</b> For single receptacle with face diameters of 1.56 in. to 1.59 in. (39.62 to 40.39).	Anodized Aluminum	<b>HBLALU57F</b> A: 2.54" (64.50) B: 12.00" (304.80)
						<b>HBLALU57FBM</b> (Base Mounted Device) A: 2.54" (64.50) B: 12.00" (304.80)	
<b>Hubbell iSTATION Cover</b> For mounting Hubbell iSTATION modules. IMF1GY or IFPxxGY frames and plates on pages R-45 and R-46.	Anodized Aluminum	<b>HBLALU57LPB</b> A: 2.54" (64.50) B: 12.00" (304.80) C: 1.90 (48.26) D: 3.00" (76.20)		<b>Ortronics® Cover Plate</b> For two Ortronics TracJack® or one Series II® datacom insert. Both bezels included.	Anodized Aluminum	<b>HBLALU57ABRT</b> A: 2.54" (64.50) B: 12.00" (304.80)	
<b>2-Gang Raised Device Box</b> KP device plates only, found on page R-45.	Gray PVC	<b>HBLALU57KP2G</b> A: 5.08" (129.10) B: 7.64" (193.90)					



### Base Mounted Device Cover Design














No exposed screw holes. Receptacle is securely mounted to the raceway base rather than the cover.













Dimensions in Inches (mm)

Ortronics®, Series II® and TracJack® are registered trademarks of The Ortronics Company.











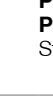















## Device Brackets, Plates and Frames

<b>1. Choose Device Mounting Bracket</b>	Description	Color	HBL4750 Series	HBL6750 Series
	Device Mounting Bracket for HBL4750 and HBL6750 Series Metal Raceway. Ivory metal raceway matches almond devices and plates.	Ivory Gray	 <b>HBL4750IV</b> <b>HBL4750GY</b>	 <b>HBL6750IV</b> <b>HBL6750GY</b>

<b>2. Choose 1-Gang "KP" Plates</b>	Color	Catalog Number	Catalog Number	Catalog Number	Catalog Number	Catalog Number
	Almond Gray	 <b>KP8AL</b> <b>KP8GY</b> Duplex	 <b>KP26AL</b> <b>KP26GY</b> Style Line®	 <b>KP1AL</b> <b>KP1GY</b> Toggle	 <b>KP7AL</b> <b>KP7GY</b> Receptacle (1.41 ID)	 <b>KP720AL</b> <b>KP720GY</b> Receptacle (1.60 ID)
	Almond Gray	 <b>KP14AL</b> <b>KP14GY</b> Blank	 <b>KP212AL</b> <b>KP212GY</b> Coax (2)	 <b>KP2140AL</b> <b>KP2140GY</b> Jack/Coax	 <b>KP2162AL</b> <b>KP2162GY</b> Modular Jacks (2)	 <b>KP2163AL</b> <b>KP2163GY</b> Modular Jacks (3)
Almond Gray	 <b>KPORTAL</b> <b>KPORTGY</b> Ortronics Series II® Data Module	 <b>KPPANAL</b> <b>KPPANGY</b> Panduit Mini-Com® Data Module	 <b>KPIMBZAL</b> <b>KPIMBZGY</b> 3-Unit iSTATION (Accepts all Hubbell iSTATION Modules located in Network Wiring section Y).			

<b>Comm. "IFP" Plates &amp; Frames</b>	Color	Catalog Number	Catalog Number	Catalog Number	Catalog Number	Catalog Number
	Almond Gray	 <b>IFP126AL</b> — Style Line®	 <b>ISF2AL</b> <b>ISF2GY</b> Style Line® 2-Port	 <b>ISF3AL</b> <b>ISF3GY</b> Style Line® 3-Port	 <b>ISF4AL</b> <b>ISF4GY</b> Style Line® 4-Port	 <b>ISF6AL</b> <b>ISF6GY</b> Style Line® 6-Port
	Almond Gray	 <b>IFP18AL</b> — Duplex	 <b>BR106AL</b> <b>BR106G</b> Duplex 2-Port	 <b>Q106AL</b> <b>Q106G</b> Duplex 4-Port		
Almond Gray	 <b>IFP12AL</b> <b>IFP12GY</b> Flush 2-Port	 <b>IFP13AL</b> <b>IFP13GY</b> Flush 3-Port	 <b>IFP14AL</b> <b>IFP14GY</b> Flush 4-Port	 <b>IFP16AL</b> <b>IFP16GY</b> Flush 6-Port		

Note: Ivory metal raceway matches almond devices and plates. For HBL3000 series raceway applications, catalog number HBL3051LEIV/GY must be used with plates and devices. See page R-46 or section Y for additional information on datacom products.

<b>Painted Steel Plates</b>	Color	1-Gang	2-Gang	3-Gang	4-Gang	5-Gang	6-Gang
	Almond Gray	 <b>SP1AL</b> <b>SP1G</b> Toggle	 <b>SP2AL</b> <b>SP2G</b> Toggle	 <b>SP3AL</b> Toggle	 <b>SP4AL</b> Toggle	 <b>SP5AL</b> Toggle	 <b>SP6AL</b> Toggle
	Almond Gray	 <b>SP8AL</b> <b>SP8G</b> Duplex	 <b>SP82AL</b> <b>SP82G</b> Duplex	 <b>SP83AL</b> Duplex	— — Duplex	— — Duplex	— — Duplex
	Almond Gray	 <b>PHPS1AL</b> <b>PHPS1G</b> Style Line®	 <b>PHPS2AL</b> <b>PHPS2G</b> Style Line®	 <b>PHPS3AL</b> Style Line®	 <b>PHPS4AL</b> Style Line®	 <b>PHPS5AL</b> Style Line®	 <b>PHPS6AL</b> Style Line®
	Almond Gray	 <b>SP7AL</b> <b>SP7G</b> Single recept. (1.41" ID)	 <b>SP18AL</b> <b>SP18G</b> Combination	 <b>SP28AL</b> <b>SP28G</b> Combination	 <b>PJS126AL</b> <b>PJS126G</b>	 — <b>PJS226G</b>	
Color	1-Gang	2-Gang	3-Gang	1-Gang	2-Gang	3-Gang	
Almond Gray	 <b>SP14BAL</b> <b>SP14BG</b> Blank, Box Mount	 <b>SP24BAL</b> <b>SP24BG</b> Blank, Box Mount	 <b>SP34BAL</b> Blank, Box Mount	 <b>SP14AL</b> <b>SP14G</b> Blank, Strap Mount	 <b>SP24AL</b> <b>SP24G</b> Blank, Strap Mount	 <b>SP34AL</b> Blank, Strap Mount	

Panduit® and Mini-Com® are registered trademarks of Panduit Corp.  
Ortronics® and Series II® are registered trademarks of Ortronics/LeGrand.

## Frame Modules and Modular Connector Fittings

<b>1. Choose Plate Frame</b>	Description	Color	HBL4750 Series	HBL6750 Series
	Front loading plate will accept any modules in three unit combinations. Angled fixtures to be used in bottom opening only. Use KPIMBZAL/GY plate with modules for HBL4750 and HBL6750 Series device mounting bracket located on page R-45. See section W for additional Hubbell iSTATION modules and datacom products. Ivory metal raceway matches almond devices and plates.	Office White	<b>IMF1AL</b> <b>IMF1GY</b>	<b>IMF2AL</b> <b>IMF2GY</b>

*Note: Each gang accepts 3 module units.*

<b>2. Choose Modules</b>	Color	Catalog Number	Catalog Number	Catalog Number	Catalog Number	Catalog Number
	Almond Gray	<b>IMB05AL</b> <b>IMB05GY</b> Blank Module .5 Unit	<b>IMB1AL</b> <b>IMB1GY</b> Blank Module 1 Unit	<b>IMB15AL</b> <b>IMB15GY</b> Blank Module 1.5 Unit	<b>IM1K1AL</b> <b>IM1K1GY</b> Modular Flat 1 Unit	<b>IM2K1AL</b> <b>IM2K1GY</b> Modular Flat 1 Unit
	Almond Gray	<b>IM1KA15AL</b> <b>IM1KA15GY</b> Modular Angled 1.5 Unit	<b>IM2KA15AL</b> <b>IM2KA15GY</b> Modular Angled 1.5 Unit	<b>IM1SCA15AL</b> <b>IM1SCA15GY</b> SC 1 Duplex Angled, 1.5 Unit	<b>IM2SCA2AL</b> <b>IM2SCA2GY</b> SC 2 Duplex Angled, 2 Unit	<b>IM1IA15AL</b> <b>IM1IA15GY</b> Modular Recessed 1.5 Unit
	Almond Gray	<b>IM2IA15AL</b> <b>IM2IA15GY</b> Modular Recessed 1.5 Unit	<b>Keystone Opening</b> Hole size for mounting all Hubbell Jacks.			 A: .580" (14.73) B: .760" (19.30)

Modular connectors to be used with any plate with a standard modular opening. Not recommended for use with KP plates. For KP applications use KPIMBZAL/GY bezel and appropriate Hubbell iSTATION modules located in the section W. Use appropriate Hubbell iSTATION modules for SC fiber adapters. See section W for additional modular connectors. Ivory metal raceway matches almond devices and plates.

<b>Modular Connector Fittings</b>	Color	Catalog Number	Catalog Number	Catalog Number	Catalog Number	Catalog Number
	Almond Gray	<b>SFFGAL</b> <b>SFFGGY</b> F-Type Coupler Gold	<b>SFFALX</b> <b>SFFGX</b> F-Type Coupler Nickel	<b>SFBAL</b> <b>SFBGY</b> BNC Connector	<b>SF35SJAL</b> <b>SF35SJGY</b> 3.5mm Stereo Jacks	<b>SFBAL10</b> <b>SFBG10</b> Blank (10 Pack)
	Almond Gray	<b>SFRCRFFAL</b> <b>SFRCRFFGY</b> RCA Gold Pass-through F/F Coupler Red Insulator	<b>SFRCWFFAL</b> <b>SFRCWFFGY</b> RCA Gold Pass-through F/F Coupler White Insulator	<b>SFRCYFFAL</b> <b>SFRCYFFGY</b> RCA Gold Pass-through F/F Coupler Yellow Insulator	<b>SFVS110GY</b> S-Video 110	<b>SFSVAL</b> <b>SFSVGY</b> S-Video F/F Coupler
	Black housing only	<b>SFRC110R</b> RCA 110 Punchdown Red Insulator	<b>SFRC110W</b> RCA 110 Punchdown White Insulator	<b>SFRC110Y</b> RCA 110 Punchdown Yellow Insulator	<b>SFSPGBK*</b> <b>SFSPGR**</b> Speaker Post Connector	

Note: \*Office white housing with black ring color.  
\*\*Office white housing with red ring color.

<b>Xcelerator Modular Jacks</b>	Color	Catalog Number	Catalog Number	Catalog Number
	Almond Gray	<b>HXJ5EAL</b> <b>HXJ5EGY</b> Cat. 5e, T568A, T568B, RJ45	<b>HXJ6AL</b> <b>HXJ6GY</b> Cat. 6, T568A, T568B, RJ45	<b>HXJUAL</b> <b>HXJUGY</b> 6 Position USOC, RJ25

Note: Ivory metal raceway matches almond devices and plates.

**Jack Color Options** (Replace AL or GY suffix with additional colors below)

**AL**=Almond **BK**=Black **B**=Blue **EI**=Elec. Ivory **GY**=Gray **GN**=Green **LA**=Lt. Almond **OR**=Orange **OW**=Off. White **R**=Red **W**=White **Y**=Yellow

Dimensions in Inches (mm)

## Wire Fill Capacity Chart and Technical Information

Metal and Aluminum Raceway Wire Fill Capacities																
Series	Channel Area (sq. in.)	Power (THHN/T90 Nylon)			Voice		Data (Copper Cables)					Data (Multimode Fiber Optic Cables)				
		14 AWG	12 AWG	10 AWG	4-Pair	25-Pair	Type RG59U	Cat. 5e	Cat. 6	Cat. 6A	Cat. 6 STP	(2) or (4) Fiber Round Cable	Fiber Optic Jumpers	Fiber Optic Zip Cord		
		Wire O.D. (in):	0.111	0.13	0.164	0.19	0.41	0.242	0.21	0.25	0.35	0.29	0.19	0.118	.12 X .24	
Wire Area (sq. in.):	0.0097	0.0133	0.0211	0.0283	0.1320	0.0460	0.0346	0.0491	0.0962	0.0660	0.0283	0.0109	0.0288			
Wire Fill Capacity	40%	40%	40%	40%	40%	40%	40%	40%	40%	40%	40%	40%	40%			
Metal Raceway	HBL500	0.22	7	5	3	2	0	1	2	1	1	1	2	8	2	
	HBL700	0.26	10	7	4	3	0	2	3	2	1	1	3	8	3	
	HBL750	0.40	12	9	5	6	1	3	5	3	2	2	6	15	6	
	HBL2000	0.89	7	7	0	13	3	8	10	7	4	5	13	33	12	
	HBL2000A	0.86	35	26	16	11	2	7	9	7	4	5	13	33	12	
	HBL2400	1.39	57	41	26	19	4	12	16	11	5	8	19	51	19	
	HBL2400D	Channel- A	0.86	26	19	11	12	2	7	9	7	3	5	12	31	11
		Channel- B	0.37	11	9	6	5	1	3	4	3	1	2	5	13	5
	HBL3000	3.70	152	111	70	52	11	32	43	30	15	22	52	136	51	
	HBL4750	No Barriers	7.20	296	216	136	102	22	63	83	59	30	44	102	264	100
		Barrier Centered Ch. A	3.10	127	93	58	44	9	27	36	25	13	19	44	114	43
	Barrier Centered Ch. B		3.30	127	93	58	47	10	29	38	27	14	20	47	121	46
	Barrier Offset Ch. A	2.10	86	63	39	30	6	18	24	17	9	13	30	77	29	
		Barrier Offset Ch. B	4.30	176	129	81	61	13	37	50	35	18	26	61	158	60
	HBL6750	No Barriers	13.77	566	412	259	195	42	120	159	112	57	83	195	505	191
Barrier Offset 1/3 Ch. A	4.59	189	138	86	65	14	40	53	37	19	28	65	168	64		
	Barrier Offset 2/3 Ch. B	9.18	379	278	173	130	28	80	106	75	38	56	130	337	128	
Aluminum Raceway	HBLALU2000	1.20	49	36	22	16	3	10	13	9	4	7	16	44	16	
	HBLALU3800	5.80	214	156	98	82	18	50	67	47	24	35	82	213	81	
	HBLALU4800	Center Barrier/ Both Channels	11.60	428	312	196	164	35	101	134	95	48	70	164	426	161
		Center Barrier/ 1 Channel	5.80	214	156	98	82	18	50	67	47	24	35	82	213	81
	HBLALU5000	Center Barrier/ Both Channels	7.60	312	228	142	106	22	64	86	60	30	46	106	278	104
		Center Barrier/ 1 Channel	3.80	156	114	71	53	11	32	43	30	15	23	53	139	52
	HBLALU7620	2 Barriers with 3 Equal Channels/ Total	15.00	618	450	282	210	45	129	171	120	60	90	210	549	207
		2 Barriers with 3 Equal Channels/ 1 Channel	5.00	206	150	94	70	15	43	57	40	20	30	70	183	69

Note: Pathway (Raceway) fill shall be 40% maximum. Raceway fittings and outlets/receptacles reduce the cross section of the raceway system, thus reducing overall cable fill capacity.

### Physical Properties

Material Galvanized Steel or Anodized Aluminum

### Metal PlugTrak Specifications

Receptacle Rating NEMA 5-15R and NEMA 5-20R  
 Wire #12 AWG Stranded Copper  
 Receptacle Face Thermoplastic

### Codes/Standards

TIA/EIA 569B  
 UL Standard UL 5  
 Listings E253976 /E253830 /E253833  
 CSA Standard C22.2 no. 62  
 Certification LR87514





## Cross Reference

Hubbell Catalog Number	Wiremold® Catalog Number
<b>HBL500 Series</b>	<b>500 Series</b>
HBL502B	502
HBL605CUT	605
HBL600B	600B
HBL605K	605K
HBL500TFIV	N/A
HBL50010IV	V500
HBL504IV	V504
HBL506IV	V506
HBL511IV	V511
HBL512IV	V512
HBL517IV	V517
HBL518IV	V518
<b>HBL750 Series</b>	<b>700 Series</b>
HBL607CUT	607
HBL7502B	702
HBL607K	607K
HBL750TFIV	N/A
HBL75010IV	V700
HBL7504IV	V704
HBL7506IV	V706
HBL711IVA	V711
HBL712IV	V712
HBL717IVA	V717
HBL718IVA	V718
<b>HBL500/HBL750 Series</b>	<b>500/700 Series</b>
HBL5701C	5701
HBL5709	5709
HBL5780	5780
HBL5781	5781
HBL5782C	5782
HBL5791	5791
HBL5709GC	5709GC
HBL5781A	5781A
HBL5782A	5782A
HBL5790B	5790B
HBL5752RA	R5752
HBL5753RA	R5753
HBL5700FIVA	V5700F
HBL5703IV	V5703
HBL5711LHIVA	V5711LH
HBL5711RHIVA	V5711RH
HBL5715IVA	V5715
HBL5719IVA	V5719
HBL57242IVA	V57242
HBL5731IV	V5731
HBL5733IVA	V5733
HBL5735IVA	V5735
HBL5736IV	V5736
HBL5737IVA	V5737
HBL5737AIVA	V5737A
HBL5738IVA	V5738
HBL5738AIVA	V5738A
HBL5738AFIVA	V5738AF
HBL5739IVA	V5739
HBL5739AIVA	V5739A
HBL5744IVA	V5744
HBL57442IVA	V5744-2
HBL57443IVA	V5744-3
HBL5744SIVA	V5744S
HBL5744S2IVA	V5744S-2
HBL5744S3IVA	V5744S-3
HBL5745IVA	V5745
HBL5747IVA	V5747
HBL57472IVA	V5747-2
HBL57473IVA	V5747-3
HBL5748IVA	V5748

Hubbell Catalog Number	Wiremold® Catalog Number
HBL57482IVA	V5748-2
HBL57483IVA	V5748-3
HBL57484IVA	V5748-4
HBL57485IVA	V5748-5
HBL57486IVA	V5748-6
HBL5751IVA	V5751
HBL57512IVA	V5751-2
HBL57513IVA	V5751-3
HBL5751AIVA	V5751A
HBL5752IVA	V5752
HBL5753IVA	V5753
HBL5760IVA	V5760
HBL5783IVA	V5783
HBL5784IVA	V5784
HBL5785IVA	V5785
HBL5786IVA	V5786
HBL5786AIVA	N/A
HBL5711BRIVA	N/A
HBL5715BRIVA	N/A
HBL5717BRIVA	N/A
HBL5718BRIVA	N/A
<b>HBL2000 Series</b>	<b>2000 Series</b>
HBL620C	620
HBL2001C	2001
HBL2003SC	2003
HBL2009GC	2009
HBL2000WC	2000WC
HBL2000WCA	N/A
HBL2017TC	2017TC
HBL620BCK	620BCK
HBL2000B5GY	G2000B-5
HBL2000BCGY	G2000BC
HBL2000BCAGY	N/A
HBL2000CGY	G2000C
HBL2000CAGY	G2100C
HBL2006GY	G2006
HBL2010A2GY	G2010A2
HBL2010A3GY	G2010A3
HBL2010BGY	G2010B
HBL2011GY	G2011
HBL2011BRGY	N/A
HBL2015GY	G2015
HBL2015BRGY	N/A
HBL2017BRGY	N/A
HBL2018BRGY	N/A
HBL2018CGY	G2018C
HBL2048GY	G2048
HBL20482GY	G2048-2
HBL2051HGY	G2051H
HBL2000TFIV	N/A
HBL2000TFGY	N/A
HBL2000B5IV	V2000B-5
HBL2000BCIV	V2000BC
HBL2000BCAIV	N/A
HBL2000CIV	V2000C
HBL2000CAIV	V2100C
HBL2006IV	V2006
HBL2010A2IV	V2010A2
HBL2010A3IV	V2010A3
HBL2010BIV	V2010B
HBL2011IV	V2011
HBL2011BRIV	N/A
HBL2015IV	V2015
HBL2015BRIV	N/A
HBL2017BRIV	N/A
HBL2018BRIV	N/A
HBL2018CIV	V2018C

Wiremold® is a registered trademark of The Wiremold Company.  
Hubbell Inc. is not affiliated with The Wiremold Company.



## Cross Reference

Hubbell Catalog Number	Wiremold® Catalog Number
HBL2048IV	V2048
HBL20482IV	V2048-2
HBL2051HIV	V2051H
HBL2089IV	V2089
HBL2089EIV	V2089E
<b>HBL2400/HBL2400D</b>	<b>2400/2400D</b>
<b>Series</b>	<b>Series</b>
HBL624CUT	624
HBL2401C	2401
HBL2409GC	2409
HBL2400WC	2400WC
HBL2401DC	2401D
HBL624BCK	624BCK
HBL24DRK	N/A
HBL24SRK	N/A
HBL24106DRK	N/A
HBL24106RRK	N/A
HBL4724REDIV	N/A
HBL2420REDIV	N/A
HBL2400TFIV	N/A
HBL2400DTFIV	N/A
HBL2400BIV	V2400B
HBL2400B10IV	V2400B-10
HBL2400BCIV	V2400BC
HBL2400BDIV	V2400BD
HBL2400CIV	V2400C
HBL2406IV	V2406
HBL2410AIV	V2410A
HBL2410BIV	V2410B
HBL2410BDIV	V2410BD
HBL2410CIV	V2410C
HBL2410DFOIV	V2410DFO
HBL2410FCIV	V2410FC
HBL2411DFOIV	V2411DFO
HBL2415DFOIV	V2411DFO
HBL2411IV	V2411FO
HBL2415IV	V2415FO
HBL2417DFOIV	V2417DFO
HBL2417IV	V2417FO
HBL2418DFOIV	V2418DFO
HBL2418IV	V2418FO
HBL2426IV	V2426
HBL2444IV	V2444
HBL24442IV	V2444-2
HBL2444DIV	V2444D
HBL2444D2AIV	V2444D-2A
HBL2448IV	V2448
HBL24482IV	V2448-2
HBL2451HIV	V2451H
HBL2475DBRIV	V2475D
HBL2489IV	V2489

<b>HBL3000 Series</b>	<b>3000 Series</b>
HBL630B	630B
HBL630BDK	630BDK
HBL630C	630C
HBL630CDK	630CDK
HBL3000BGY	G3000B
HBL3000C075GY	G3000C075
HBL3000C195GY	G3000C195
HBL3000CEGY	G3000CE
HBL3000WCGY	G3000WC
HBL3001GY	G3001
HBL3001AGY	G3001A
HBL3003GY	G3003
HBL3006EGY	G3006E

Hubbell Catalog Number	Wiremold® Catalog Number
HBL3007CGY	G3007C
HBL3010AEGY	G3010AE
HBL3010BGY	G3010B
HBL3010CGY	G3010C
HBL3011EGY	G3011E
HBL3014CGY	G3014C
HBL3015EGY	G3015E
HBL3017TCEGY	G3017TCE
HBL3018AEGY	G3018AE
HBL3027AEGY	G3027AE
HBL3028GY	G3028
HBL3033JEGY	G3033JE
HBL3036HEGY	G3036HE
HBL3040CEGY	G3040CE
HBL3043BEGY	G3043BE
HBL30442GY	G3044-2
HBL3046BEGY	G3046BE
HBL3046H2GY	G3046H-2
HBL3048RGY	G3048R
HBL3051LEGY	G3051LE
HBL3082GY	G3082
HBL3086GY	G3086
HBL3200REDIV	N/A
HBL3200REDGY	N/A
HBL3000TFIV	N/A
HBL3000TFGY	N/A
HBL3000BIV	V3000B
HBL3000C075IV	V3000C075
HBL3000C195IV	V3000C195
HBL3000CEIV	V3000CE
HBL3003IV	V3003
HBL3006EIV	V3006E
HBL3010AEIV	V3010AE
HBL3010BIV	V3010B
HBL3010CIV	V3010C
HBL3011EIV	V3011E
HBL3014CIV	V3014C
HBL3015EIV	V3015E
HBL3017TCEIV	V3017TCE
HBL3018AEIV	V3018AE
HBL3027AEIV	V3027AE
HBL3028IV	V3028
HBL3033JEIV	V3033JE
HBL3036HEIV	V3036HE
HBL3040CEIV	V3040CE
HBL3043BEIV	V3043BE
HBL30442IV	V3044-2
HBL3046BEIV	V3046BE
HBL3046H2IV	V3046H-2
HBL3048RIV	V3048R
HBL3051LEIV	V3051LE
HBL3086IV	V3086

<b>HBL4750 Series</b>	<b>4000 Series</b>
HBL4751AC	4001A
HBL4750IV	V4050
HBL640C	640C
HBL4750B10GY	G4000B-10
HBL4750C075GY	G4000C075
HBL4750C195GY	G4000C195
HBL640B	640B
HBL4747RXIV	V4047RX
HBL4747RFIV	V4047RF
HBL4747C1GY	G4047C-1
HBL4747BXGY	G4047BX
HBL4747RXGY	G4047RX
HBL4747RFGY	G4047RF
HBL4747JXGY	G4047JX

Wiremold® is a registered trademark of The Wiremold Company.  
Hubbell Inc. is not affiliated with The Wiremold Company.



## Cross Reference

Hubbell Catalog Number	Wiremold® Catalog Number
HBL4747C2GY	G4047C-2
HBL4715DFOGY	G4015DFO
HBL4717NGY	G4017N
HBL4746H2GY	G4046H-2
HBL4718DFOGY	G4018FO
HBL47472BBFFGY	G4047-2BBFF
HBL47472BBBGGY	G4047-2BBBB
HBL47472BBSSGY	G4047-2BBSS
HBL47472BBXXGY	G4047-2BBXX
HBL47472BBTTGY	G4047-2BBTT
HBL4747AXGY	G4047AX
HBL47472RRXXGY	G4047-2RRXX
HBL4747BFGY	G4047BF
HBL4747BBGY	G4047BB
HBL4747BRGY	N/A
HBL4747BRIV	N/A
HBL4747BTGY	G4047BT
HBL4747BSGY	G4047BS
HBL4774AGY	G4074A
HBL4750GY	G4050
HBL47472RRXXIV	V4047-2RRXX
HBL47472BBXXIV	V4047-2BBXX
HBL4747BBIV	V4047BB
HBL4747AXIV	V4047AX
HBL4747BFIV	V4047BF
HBL4747BTIV	V4047BT
HBL4747BSIV	V4047BS
HBL4747C1IV	V4047C-1
HBL4747BXIV	V4047BX
HBL4747JXIV	V4047JX
HBL4747C2IV	V4047C-2
HBL4750CIV	V4000C
HBL4750B10IV	V4000B-10
HBL4750C315IV	V4000C315
HBL4750C195IV	V4000C195
HBL4711DFOIV	V4011FO
HBL4711IV	V4011
HBL4710DFOIV	V4010DFO
HBL4710IV	V4010
HBL4710BIV	V4010B
HBL4756AIV	V4006
HBL4714AIV	V4014A
HBL4712TXIV	V4012TX
HBL4750C135IV	V4000C135
HBL4750C075IV	V4000C075
HBL4717DFOIV	V4017FO
HBL4717IV	V4017
HBL4715DFOIV	V4015DFO
HBL4715IV	V4015
HBL4718DFOIV	V4018FO
HBL4718IV	V4018
HBL4717NIV	V4017N
HBL47472BBBIV	V4047-2BBBB
HBL4746H2IV	V4046H-2
HBL47472BBTTIV	V4047-2BBTT
HBL47472BBSSIV	V4047-2BBSS
HBL4747CVMGY	G6007C-1
HBL4786AGY	G4086A
HBL4750TFIV	N/A
HBL4747CVM2GY	G6007C-2
HBL4750BP	N/A
HBL4750TFGY	N/A
HBL4756AGY	G4006
HBL4751DA	4001DA
HBL640BDK	640BDK
HBL640CDK	640CDK
HBL4750CGY	G4000C
HBL4750C135GY	G4000C135
HBL4750C315GY	G4000C315

Hubbell Catalog Number	Wiremold® Catalog Number
HBL4750DGY	G4000D
HBL4750WCGY	G4000WC
HBL4710BGY	G4010B
HBL4710DFOGY	G4010DFO
HBL4710GY	G4010
HBL4711DFOGY	G4011FO
HBL4711GY	G4011
HBL4712TXGY	G4012TX
HBL4714AGY	G4014A
HBL4717DFOGY	G4017FO
HBL4717GY	G4017
HBL4717TCAGY	G4017TCA
HBL4774AIV	V4074A
HBL4786AIV	V4086A
HBL4747CVMIV	V6007C-1
HBL4747CVM2IV	V6007C-2

HBL6750 Series	6000 Series
HBL6751A	6001A
HBL660C	640C
HBL660CDK	640CDK
HBL660B	660B
HBL660BDK	660BDK
HBL6718DFOGY	G4018FO
HBL6718GY	G6017TX
HBL6746HHHGY	G4046H-2 (4000 Series 2-Gang)
HBL67473BBBBBGGY	G4047-2BBBB (4000 Series 2-Gang)
HBL67473BBBBFFGY	G4047-2BBFF (4000 Series 2-Gang)
HBL67473BBBBSSGY	G4047-2BBSS (4000 Series 2-Gang)
HBL67473BBBBTTGY	G4047-2BBTT (4000 Series 2-Gang)
HBL67473BBBBXXGY	G4047-2BBXX (4000 Series 2-Gang)
HBL6747AXXGY	G4047AX (4000 Series 2-Gang)
HBL6747BBBGGY	G4047BB (4000 Series 2-Gang)
HBL6747BBFFGY	G4047BF (4000 Series 2-Gang)
HBL6747BBSSGY	G4047BS (4000 Series 2-Gang)
HBL6747BBTGY	G4047BT (4000 Series 2-Gang)
HBL6747BXXGY	G4047BX (4000 Series 2-Gang)
HBL6747C1GY	V4047C-1 (4000 Series 1-Gang Overlapping)
HBL6747C2GY	V4047C-2 (4000 Series 2-Gang Overlapping)
HBL6747JXXGY	G4047JX (4000 Series 2-Gang)
HBL6747RRFGY	G4047RF (4000 Series 2-Gang)
HBL6747RXXGY	G4047RX (4000 Series 2-Gang)
HBL67473RRRRXXGY	G4047-2RRXX
HBL6750GY	G4050
HBL6750B10GY	G6000B-10
HBL6750CGY	G6000C
HBL6750DAGY	G6000DA
HBL6750WCGY	G6000WC
HBL6751DAGY	G6001DA
HBL6756AGY	G6006
HBL6710BGY	G6010B
HBL6711DFOGY	G6011TX
HBL6711GY	G6011TX
HBL6712TXGY	G6012TX
HBL6714AGY	G6014A
HBL6717DFOGY	G6017TX
HBL6717GY	G6017TX
HBL6774AGY	G6074A
HBL6786GY	G6086
HBL6750C075IV	N/A
HBL6750C075GY	N/A
HBL6750C135IV	N/A
HBL6750C135GY	N/A
HBL6750C195IV	N/A
HBL6750C195GY	N/A
HBL6750C315IV	N/A
HBL6750C315GY	N/A
HBL6715DFOIV	N/A

Wiremold® is a registered trademark of The Wiremold Company.  
Hubbell Inc. is not affiliated with The Wiremold Company.



## Cross Reference

Hubbell Catalog Number	Wiremold® Catalog Number
HBL6715IV	N/A
HBL6715DFOGY	N/A
HBL6715GY	N/A
HBL6717NIV	N/A
HBL6717NGY	N/A
HBL6717TCAGY	N/A
HBL6710DFOIV	N/A
HBL6710DFOGY	N/A
HBL6750TFIV	N/A
HBL6750TFGY	N/A
HBL6718DFOIV	V4018FO
HBL6746HHIV	V4046H-2 (4000 Series 2-Gang)
HBL67473BBBBXXGY	V4047-2BBBB (4000 Series 2-Gang)
HBL67473BBBBFFIV	V4047-2BBFF (4000 Series 2-Gang)
HBL67473BBBBSSIV	V4047-2BBSS (4000 Series 2-Gang)
HBL67473BBBBTTIV	V4047-2BBTT (4000 Series 2-Gang)
HBL67473BBBBXXIV	V4047-2BBXX (4000 Series 2-Gang)
HBL6747AXXIV	V4047AX (4000 Series 2-Gang)
HBL6747BBBIV	V4047BB (4000 Series 2-Gang)
HBL6747BBFIV	V4047BF (4000 Series 2-Gang)
HBL6747BBSIV	V4047BS (4000 Series 2-Gang)
HBL6747BBTIV	V4047BT (4000 Series 2-Gang)
HBL6747BXXIV	V4047BX (4000 Series 2-Gang)
HBL6747C1IV	V4047C-1 (4000 Series 1-Gang Overlapping)
HBL6747C2IV	V4047C-2 (4000 Series 2-Gang Overlapping)
HBL6747JXXIV	V4047JX (4000 Series 2-Gang)
HBL6747RRFIV	V4047RF (4000 Series 2-Gang)
HBL6747RXXIV	V4047RX (4000 Series 2-Gang)
HBL67473RRRRXXIV	V4047-2RRRX
HBL6750IV	V4050
HBL6750B10IV	V6000B-10
HBL6750CIV	V6000C
HBL6756AIV	V6006
HBL6710BIV	V6010B
HBL6711DFOIV	V6011TX
HBL6711IV	V6011TX
HBL6712TXIV	V6012TX
HBL6714AIV	V6014A
HBL6774AIV	V6074A
HBL6786IV	V6086
<b>Metal PlugTrak®</b>	<b>Metal Plugmold®</b>
HBL20C215IV	V20-C2
HBL20C215GY	G20-C2
HBL20C315IV	N/A
HBL20C315GY	N/A
HBL20GB306GY	G20GB306
HBL20IG306GY	G20IG306
HBL20GB506GY	G20GB506
HBL20GB512GY	G20GB512
HBL20GB606GY	G20GB606
HBL20GB609GY	G20GB609
HBL20GB612GY	G20GB612
HBL20GB618GY	G20GB618
HBL20GBA512GY	G20GBA512
HBL20GBA609GY	G20GBA609
HBL20GBA612GY	G20GBA612
HBL20GBA618GY	G20GBA618
HBL20IG512GY	G20IG512
HBL20IG606GY	G20IG606
HBL24GB306GY	G24GB306
HBL24GB506GY	G24GB506
HBL24GB512GY	G24GB512
HBL24GBA512GY	G24GBA512
HBL24GB606GY	G24GB606
HBL24GB612GY	G24GB612
HBL24GB618GY	G24GB618
HBL24GBA612GY	G24GBA612

Hubbell Catalog Number	Wiremold® Catalog Number
HBL24GBA618GY	G24GBA618
HBL20GB306IV	V20GB306
HBL20IG306IV	V20IG306
HBL20GB506IV	V20GB506
HBL20GB512IV	V20GB512
HBL20GB606IV	V20GB606
HBL20GB609IV	V20GB609
HBL20GB612IV	V20GB612
HBL20GB618IV	V20GB618
HBL20GBA512IV	V20GBA512
HBL20GBA609IV	V20GBA609
HBL20GBA612IV	V20GBA612
HBL20GBA618IV	V20GBA618
HBL20IG512IV	V20IG512
HBL20IG606IV	V20IG606
HBL24GB306IV	V24GB306
HBL24GB506IV	V24GB506
HBL24GB512IV	V24GB512
HBL24GBA512IV	V24GBA512
HBL24GB606IV	V24GB606
HBL24GB612IV	V24GB612
HBL24GB618IV	V24GB618
HBL24GBA612IV	V24GBA612
HBL24GBA618IV	V24GBA618
<b>HBLALU2000 Series</b>	<b>ALA2000 Series</b>
HBLALU2000B10	AL2000B-10
HBLALU2000B5	AL2000B-5
HBLALU2000C5	AL2000C-5
HBLALU2000WC	AL2000WC
HBLALU2001	AL2001
HBLALU2003	AL2003
HBLALU2006	AL2006
HBLALU2009	AL2009
HBLALU2010A	AL2010A
HBLALU2010B	AL2010B
HBLALU2011	AL2011
HBLALU2015	AL2015
HBLALU2017	AL2017
HBLALU2018	AL2018
HBLALU2038	AL2038
HBLALU2040A	AL2040A
HBLALU2043	AL2043
HBLALU2044	AL2044
HBLALU20442	AL2044-2
HBLALU2047	AL2047
HBLALU20472	AL2047-2
HBLALU2051H	AL2051H
<b>Aluminum PlugTrak®</b>	<b>Aluminum Plugmold®</b>
HBLALU20GB306	AL20GB306
HBLALU20GB506	AL20GB506
HBLALU20GB512	AL20GB512
HBLALU20GB606	AL20GB606
HBLALU20GB612	AL20GB612
HBLALU20GB618	AL20GB618
HBLALU20GBA606	AL20GBA606
HBLALU20GBA612	AL20GBA612
HBLALU20GBA618	AL20GBA618
HBLALU20IG306	AL20IG306
HBLALU20IG506	AL20IG506
HBLALU20IG606	AL20IG606
HBLALU24GB306	N/A
HBLALU24IG306	N/A
HBLALU24GB506	N/A
HBLALU24GB512	N/A
HBLALU24IG506	N/A
HBLALU24GB606	N/A

Wiremold® is a registered trademark of The Wiremold Company.  
Hubbell Inc. is not affiliated with The Wiremold Company.



## Cross Reference

Hubbell Catalog Number	Wiremold® Catalog Number
HBLALU24GB612	N/A
HBLALU24GB618	N/A
HBLALU24GBA606	N/A
HBLALU24GBA612	N/A
HBLALU24GBA618	N/A
HBLALU24IG606	N/A

Hubbell Catalog Number	Wiremold® Catalog Number
---------------------------	-----------------------------

HBLALU3800 Series	ALA3800 Series
HBLALU3800B10	ALA3800B-10
HBLALU3806	ALA3806
HBLALU3810B	ALA3810B
HBLALU3810B1	ALA3810B1
HBLALU3811	ALA3811
HBLALU3815	ALA3815
HBLALU3817	ALA3817
HBLALU3817N	ALA3817N
HBLALU3818	ALA3818
HBLALUC5	ALAC-5
HBLALUWC	ALAWC

HBLALU4800 Series	ALA4800 Series
HBLALU01	ALA01
HBLALU09	ALA09
HBLALU17A	ALA17A
HBLALU4800B10	ALA4800B-10
HBLALU4806	ALA4806
HBLALU4810B	ALA4810B
HBLALU4810B2	ALA4810B2
HBLALU4811	ALA4811
HBLALU4815	ALA4815
HBLALU4817	ALA4817
HBLALU4817N	ALA4817N
HBLALU4818	ALA4818
HBLALUABRT	ALA-ABRT
HBLALUBL	ALA-BL
HBLALUDR	ALA-DR
HBLALUE	ALA-E
HBLALUF	ALA-F
HBLALUG	ALA-G
HBLALUJ	ALA-J
HBLALUN	ALA-N
HBLALULPB	N/A

Touch-Up Paint	Touch-Up Paint
HBLGWEP	GWE-S
HBLIWEP	IWE-S

Wiremold® is a registered trademark of The Wiremold Company.  
Hubbell Inc. is not affiliated with The Wiremold Company.






## Products at a Glance



### Hubbell PolyTrak® Non-Metallic Surface Raceway

- PolyTrak® Non-Metallic Surface Raceway is a complete system with raceway, fittings, boxes and devices
- Sizes range from single channel PremiseTrak® to three channel Super BaseTrak® for all types of surface raceway requirements
- Single and two channel latching raceways are dual-rated for both power and data applications, reducing inventory requirements
- UL Listed and CSA Certified to 600 volts
- Office white color



### One Box, Three Systems

- Boxes have three cut-aways that can be utilized with WallTrak®, LANTrak and PremiseTrak (Latching) systems
- Reduces inventory requirements
- Eliminates need to order three separate boxes
- Boxes available in low, standard and deep profiles.
- Two-gang divided box available for power, data, voice, audio and video applications
- Boxes utilize Hubbell KP plates or Hubbell iSTATION Modules and Bezels



### Flush or Full Capacity Boxes

- Super BaseTrak® and BaseTrak® Raceway offer multiple solutions for box installation
- Super BaseTrak® in-line three-gang box allows maximum capacity in a flush design
- Super BaseTrak® and BaseTrak® available in single, two and three-gang full capacity boxes
- Two and three channel BaseTrak® (PB2 and PB3) available with one and two-gang in-line boxes
- Full capacity in-line boxes eliminate the need to de-rate the wire fill capacity due to the intrusion of devices into the raceway channel



### Non-Metallic PlugTrak®

- Available as hard wired multi-outlet assembly or relocatable power tap
- Hubbell designed and manufactured 15 or 20 Amp receptacles
- UL Listed and CSA Certified
- Office white color

### Hard Wired Multi-Outlet PlugTrak®

- Available in 5 ft. (1.5m) or 6 ft. (1.8m) lengths
- Available in single, two circuit and is inherently an isolated ground product
- Multiple spacing configurations
- Hard wired PlugTrak® mates with LANTrak® fittings and boxes
- Tamper-Resistant versions available



### Portable PlugTrak®

- Available in 3 ft. (0.9m) or 5 ft. (1.5m) lengths
- 6 ft. (1.8m) length 15 or 20 Amp molded cord set allows reliable access
- Pre-punched holes make mounting easy



## PT1 PremiseTrak® (Non-Latching)

<b>PT1 PremiseTrak®</b>	<b>Description</b>	<b>Color</b>	<b>Length</b>	<b>Without Adhesive</b>	<b>With Adhesive</b>
	<b>Base and Cover</b> Single channel raceway. Available in 5 ft. (1.5m) and 7 ft. (2.1m) lengths.	Office White	5 ft. 7 ft.	<b>PT1BC5</b> <b>PT1BC7</b> A: .68" (17.27) B: .75" (19.05)	<b>PT1ABC5</b> <b>PT1ABC7</b> A: .68" (17.27) B: .75" (19.05)


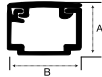



Device Boxes	Description	Color	Catalog Number	Description	Color	Catalog Number
	Device Boxes	<b>1-Gang Low Profile Box</b> For shallow switches and receptacles. See page R-63 for recommended plate options.	Office White	<b>PT12LPB</b> A: 4.90" (124.46) B: 3.25" (82.55) C: 1.12" (28.45)	<b>1-Gang Deep Box</b> For deep devices or applications where additional room is beneficial. See page R-63 for recommended plate options.	Office White
<b>1-Gang Standard Box</b> For standard switches and receptacles. See page R-63 for recommended plate options.		Office White	<b>PT12SBA</b> A: 4.90" (124.46) B: 3.25" (82.55) C: 1.63" (41.40)	<b>2-Gang Deep Box</b> For deep devices or applications where additional room is beneficial. Uses 2-gang "KP", "IMF", or "IFP" plates for power or data applications. See page R-63 for recommended plate options.	Office White	<b>PT12TGB</b> A: 4.90" (124.46) B: 5.06" (128.52) C: 1.91" (48.51)
<b>Round Lighting Fixture Box</b> To hang fixtures.		Office White	<b>PT12LFB</b> A: 5.31" (134.87) B: 1.04" (26.52)			
Fittings	<b>Internal Elbow, Cover Only</b> For inside surfaces at right angles.	Office White	<b>PT1IE</b> A: 1.34" (34.04) B: 1.34" (34.04) C: 0.89" (22.61)	<b>External Elbow, Cover Only</b> For outside surfaces at right angles.	Office White	<b>PT1EE</b> A: 1.24" (31.50) B: 1.24" (31.50) C: 0.88" (22.35)
	<b>Flat Elbow, Cover Only</b> For right angle turns on same surface.	Office White	<b>PT1FE</b> A: 1.33" (33.78) B: 1.33" (33.78) C: 0.74" (18.80)	<b>Tee, Cover Only</b> For R-connection off PremiseTrak® Raceway.	Office White	<b>PT1TC</b> A: 1.77" (44.90) B: 1.33" (33.78) C: 0.74" (18.80)
	<b>Splice Cover</b> For covering potential openings where two lengths of raceway come together.	Office White	<b>PT1SC</b> A: 1.00" (25.40) B: 0.74" (18.80) C: 0.89" (22.61)	<b>End Cap</b> For closing end of raceway.	Office White	<b>PT1EC</b> A: 0.88" (22.35) B: 0.74" (18.80) C: 0.89" (22.61)
	<b>Conduit Adapter/Ceiling Fitting</b> For connecting conduit to raceway. Also use for ceiling feeds. Has combination 1/2 in., 3/4 in. and 1 in. trade size KOs.	Office White	<b>PT12CA</b> A: 1.64" (41.66) B: 1.62" (41.15) C: 2.50" (63.50)			

Dimensions in Inches (mm)

## PP1 PremiseTrak® (Latching)

PP1 PremiseTrak®	Description	Color	Length	Without Adhesive	With Adhesive
	<b>Base and Cover</b> Single channel raceway. Available in 5 ft. (1.5m) and 7 ft. (2.1m) lengths.	Office White	5 ft. 7 ft.	<b>PP1BC5</b> <b>PP1BC7</b> A: 0.77" (19.56) B: 0.84" (21.34)	<b>PP1ABC5</b> <b>PP1ABC7</b> A: 0.77" (19.56) B: 0.84" (21.34)


	Description	Color	Catalog Number	Description	Color	Catalog Number
	Device Boxes	<b>1-Gang Low Profile Box</b> For shallow switches and receptacles. See page R-63 for recommended plate options.	Office White	<b>PDB12LP</b> A: 4.90" (124.46) B: 3.25" (82.55) C: 1.25" (31.75)	<b>1-Gang Deep Box</b> For deep devices or applications where additional room is beneficial. See page R-63 for recommended plate options.	Office White
<b>1-Gang Standard Box</b> For standard switches and receptacles. See page R-63 for recommended plate options.		Office White	<b>PDB12S</b> A: 4.90" (124.46) B: 3.25" (82.55) C: 1.78" (45.21)	<b>Round Lighting Fixture Box</b> To hang fixtures.	Office White	<b>PDB12LF</b> A: 5.31" (134.87) B: 1.29" (32.77)
<b>2-Gang Deep Divided Box</b> For deep switches, receptacles and communication devices. See page R-63 for single gang "KP" plate options. Comes with removable divider.		Office White	<b>PDB12TGD</b> A: 4.90" (124.46) B: 5.06" (128.52) C: 2.44" (61.98)	<b>2-Gang Deep Undivided Box</b> For low voltage applications only. Use with 2-gang "IFP" or "IMF" plates only. See page R-63 for details.	Office White	<b>PDB12TGLV</b> A: 4.90" (124.46) B: 5.06" (128.52) C: 2.44" (61.98)
<b>Internal Elbow</b> Full capacity 1¼ in. bend radius internal elbow.		Office White	<b>PP1IE*</b> <b>PP1IEBC**</b> A: 2.40" (60.96) B: 1.03" (26.16) C: 2.40" (60.96)	<b>External Elbow</b> Full capacity 1¼ in. bend radius external elbow.	Office White	<b>PP1EE*</b> <b>PP1EEBC**</b> A: 4.47" (113.54) B: 1.03" (26.16) C: 4.47" (113.54)
Fittings	<b>Flat Elbow</b> Full capacity 1¼ in. bend radius flat elbow.	Office White	<b>PP1FE*</b> <b>PP1FEBC**</b> A: 2.62" (66.55) B: 2.62" (66.55) C: 0.85" (21.59)	<b>Tee</b> Full capacity 1¼ in. bend radius tee.	Office White	<b>PP1TC*</b> <b>PP1TCBC**</b> A: 4.22" (107.19) B: 2.62" (66.55) C: 0.85" (21.59)
	<b>Splice Cover</b> For covering potential openings where two lengths of raceway come together.	Office White	<b>PP1SC</b> A: 1.09" (27.69) B: 1.02" (25.91) C: 0.85" (21.59)	<b>End Cap</b> For closing end of raceway.	Office White	<b>PP1EC</b> A: 1.00" (25.40) B: 0.84" (21.34) C: 0.77" (19.56)
	<b>Conduit Adapter/Ceiling Fitting</b> For connecting conduit to raceway. Also use for ceiling feeds. Has combination ½ in., ¾ in. and 1 in. trade size KOs.	Office White	<b>PLP1CACF</b> A: 2.29" (58.17) B: 3.31" (84.07) C: 3.90" (99.06)	<b>Safety Strap</b> For preventing potential tampering with PP1 PremiseTrak cover. Can also be used as a splice cover.	Office White	<b>PP1SS</b> A: 0.62" (15.75) B: 1.94" (49.28) C: 0.86" (21.84)

Note: \*Cover only. \*\*Base and Cover.

Dimensions in Inches (mm)

## PL1 LANTrak® (Latching)

PL1 LANTrak®	Description	Color	Length	Without Adhesive	With Adhesive
	<b>Base and Cover</b> Single channel raceway. Available in 5 ft. (1.5m) and 7 ft. (2.1m) lengths.	Office White	5 ft. 7 ft.	<b>PL1BC5</b> <b>PL1BC7</b> A: 1.04" (26.42) B: 1.38" (35.05)	<b>PL1ABC5</b> <b>PL1ABC7</b> A: 1.04" (26.42) B: 1.38" (35.05)



Device Boxes	Description	Color	Catalog Number	Description	Color	Catalog Number
	<b>1-Gang Low Profile Box</b> For shallow switches and receptacles. See page R-63 for recommended plate options.	Office White	<b>PDB12LP</b> A: 4.90" (124.46) B: 3.25" (82.55) C: 1.25" (31.75)	<b>1-Gang Deep Box</b> For deep devices or applications where additional room is beneficial. See page R-63 for recommended plate options.	Office White	<b>PDB12D</b> A: 4.90" (124.46) B: 3.25" (82.55) C: 2.44" (61.98)
<b>1-Gang Standard Box</b> For standard switches and receptacles. See page R-63 for recommended plate options.	Office White	<b>PDB12S</b> A: 4.90" (124.46) B: 3.25" (82.55) C: 1.78" (45.21)	<b>Round Lighting Fixture Box</b> To hang fixtures.	Office White	<b>PDB12LF</b> A: 5.31" (134.87) B: 1.29" (32.77)	
<b>2-Gang Deep Divided Box</b> For deep switches, receptacles and communication devices. See page R-63 for single gang "KP" plate options. Comes with removable divider.	Office White	<b>PDB12TGD</b> A: 4.90" (124.46) B: 5.06" (128.52) C: 2.44" (61.98)	<b>2-Gang Deep Undivided Box</b> For low voltage applications only. Use with 2-gang "IFP" or "IMF" plates only. See page R-63 for details.	Office White	<b>PDB12TGLV</b> A: 4.90" (124.46) B: 5.06" (128.52) C: 2.44" (61.98)	
Fittings	<b>Internal Elbow</b> Full capacity 1¼ in. bend radius internal elbow.	Office White	<b>PL1IE*</b> <b>PL1IEBC**</b> A: 2.51" (63.75) B: 1.57" (39.88) C: 2.51" (63.75)	<b>External Elbow</b> Full capacity 1¼ in. bend radius external elbow.	Office White	<b>PL1EE*</b> <b>PL1EEBC**</b> A: 5.06" (128.52) B: 1.57" (39.88) C: 5.06" (128.52)
	<b>Flat Elbow</b> Full capacity 1¼ in. bend radius flat elbow.	Office White	<b>PL1FE*</b> <b>PL1FEBC**</b> A: 3.19" (81.03) B: 3.19" (81.03) C: 1.11" (28.19)	<b>Tee</b> Full capacity 1¼ in. bend radius tee.	Office White	<b>PL1TC*</b> <b>PL1TCBC**</b> A: 4.75" (120.65) B: 3.15" (80.01) C: 1.11" (28.19)
	<b>Splice Cover</b> For covering potential openings where two lengths of raceway come together.	Office White	<b>PL1SC</b> A: 1.12" (28.45) B: 1.55" (39.37) C: 1.11" (28.19)	<b>End Cap</b> For closing end of raceway.	Office White	<b>PL1EC</b> A: 1.00" (25.40) B: 1.39" (35.31) C: 1.04" (26.42)
	<b>Conduit Adapter/Ceiling Fitting</b> For connecting conduit to raceway. Also use for ceiling feeds. Has combination ½ in., ¾ in. and 1 in. trade size KOs.	Office White	<b>PLP1CACF</b> A: 2.29" (58.17) B: 3.31" (84.07) C: 3.90" (99.06)	<b>Safety Strap</b> For preventing potential tampering with PL1 LANTrak cover. Can also be used as a splice cover.	Office White	<b>PL1SS</b> A: 0.62" (15.75) B: 2.68" (68.07) C: 1.12" (28.45)

Note: \*Cover only. \*\*Base and Cover.

Dimensions in Inches (mm)

## PW1 WallTrak® Low Profile (Latching)

PW1 WallTrak®	Description	Color	Length	Without Adhesive	With Adhesive
	<b>Base and Cover</b> Single channel raceway. Available in 5 ft. (1.5m) and 7 ft. (2.1m) lengths.	Office White	5 ft. 7 ft.	<b>PW1BC5</b> <b>PW1BC7</b> A: .50" (12.70) B: 1.19" (30.23)	<b>PW1ABC5</b> <b>PW1ABC7</b> A: .50" (12.70) B: 1.19" (30.23)

	Description	Color	Catalog Number	Description	Color	Catalog Number
	Device Boxes	<b>1-Gang Low Profile Box</b> For shallow switches and receptacles. See page R-63 for recommended plate options.	Office White	<b>PW1LPB</b> A: 4.90" (124.46) B: 3.25" (82.55) C: 1.13" (28.70)	<b>1-Gang Deep Box</b> For deep devices or applications where additional room is beneficial. See page R-63 for recommended plate options.	Office White
<b>1-Gang Standard Box</b> For standard switches and receptacles. See page R-63 for recommended plate options.		Office White	<b>PW1SBA</b> A: 4.90" (124.46) B: 3.25" (82.55) C: 1.63" (41.40)	<b>2-Gang Deep Box</b> For deep devices or applications where additional room is beneficial. Uses 2-gang "KP" or "IFP" plates for power or data applications. See page R-63 for recommended plate options.	Office White	<b>PW1TGB</b> A: 4.90" (124.46) B: 5.06" (128.52) C: 1.91" (48.51)
<b>Round Lighting Fixture Box</b> To hang fixtures.		Office White	<b>PW1LFB</b> A: 5.31" (134.87) B: 1.04" (26.52)		Office White	
Fittings	<b>Internal Elbow, Cover Only</b> For inside surfaces at right angles.	Office White	<b>PW1IE</b> A: 1.75" (44.45) B: 1.43" (36.32) C: 1.75" (44.45)	<b>External Elbow, Cover Only</b> For outside surfaces at right angles.	Office White	<b>PW1EE</b> A: 1.50" (38.10) B: 1.43" (36.32) C: 1.50" (38.10)
	<b>Flat Elbow, Cover Only</b> For right angle turns on same surface.	Office White	<b>PW1FE</b> A: 2.18" (55.37) B: 2.18" (55.37) C: .60" (15.24)	<b>Tee, Cover Only</b> For R-connection off PremiseTrak® Raceway.	Office White	<b>PW1TC</b> A: 2.93" (74.42) B: 2.18" (55.37) C: .60" (15.24)
	<b>Splice Cover</b> For covering potential openings where two lengths of raceway come together.	Office White	<b>PW1SC</b> A: 1.00" (25.40) B: 1.43" (36.32) C: .60" (15.24)	<b>End Cap</b> For closing end of raceway.	Office White	<b>PW1EC</b> A: 1.00" (25.40) B: 1.24" (31.50) C: .50" (12.70)
	<b>Conduit Adapter/Ceiling Fitting</b> For connecting conduit to raceway. Also use for ceiling feeds. Has combination ½ in., ¾ in. and 1 in. trade size KOs.	Office White	<b>PW1CA</b> A: 1.40" (35.56) B: 2.34" (59.44) C: 3.22" (81.79)			

Dimensions in Inches (mm)

## PW2 WallTrak® (Latching)

PW2 WallTrak®	Description	Color	Length	Without Adhesive	With Adhesive
	<b>Base and Cover</b> Two channel raceway. Available in 5 ft. (1.5m) and 7 ft. (2.1m) lengths.	Office White	5 ft. 7 ft.	<b>PW2BC5</b> <b>PW2BC7</b> A: 1.04" (26.42) B: 2.12" (53.85)	<b>PW2ABC5</b> <b>PW2ABC7</b> A: 1.04" (26.42) B: 2.12" (53.85)


	Description	Color	Catalog Number	Description	Color	Catalog Number
Device Boxes	<b>1-Gang Low Profile Box</b> For shallow switches and receptacles. See page R-63 for recommended plate options.	Office White	<b>PDB12LP</b> A: 4.90" (124.46) B: 3.25" (82.55) C: 1.25" (31.75)	<b>Round Lighting Fixture Box</b> To hang fixtures.	Office White	<b>PDB12LF</b> A: 5.31" (134.87) B: 1.29" (32.77)
	<b>1-Gang Standard Box</b> For standard switches and receptacles. See page R-63 for recommended plate options. If using dual services, the PDB1DIV must be ordered.	Office White	<b>PDB12S</b> A: 4.90" (124.46) B: 3.25" (82.55) C: 1.78" (45.21)	<b>2-Gang Deep Undivided Box</b> For low voltage applications only. Use with 2-gang "IFP" or "IMF" plates only. See page R-63 for details.	Office White	<b>PDB12GLV</b> A: 4.90" (124.46) B: 5.06" (128.52) C: 2.44" (61.98)
	<b>1-Gang Deep Box</b> For deep devices or applications where additional room is beneficial. See page R-63 for recommended plate options. If using dual services, the PDB1DIV must be ordered.	Office White	<b>PDB12D</b> A: 4.90" (124.46) B: 3.25" (82.55) C: 2.44" (61.98)	<b>2-Gang Deep Divided Box</b> For deep devices or applications where additional room is beneficial. See page R-63 for single gang "KP" plate options. Comes with removable divider. If using dual services, in a perpendicular run the PDB2DIV must be ordered.	Office White	<b>PDB12TGD</b> A: 4.90" (124.46) B: 5.06" (128.52) C: 2.44" (61.98)
	<b>1-Gang Divider</b> For use with PDB12S and PDB12D 1-gang boxes. Required when two services are passing through box.	Office White	<b>PDB1DIV</b> A: 2.79" (70.86) B: 1.40" (35.56) C: 0.94" (23.88)	<b>2-Gang Divider</b> For use with PDB12TGD 2-gang box only. Required when two services are passing through box and mounting devices perpendicular to raceway.	Office White	<b>PDB2DIV</b> A: 4.62" (117.35) B: 2.76" (70.10) C: 0.94" (23.88)
	<b>Internal Elbow</b> Full capacity 1¼ in. bend radius internal elbow.	Office White	<b>PW2IE*</b> <b>PW2IEBC**</b> A: 2.83" (71.88) B: 2.32" (58.93) C: 2.83" (71.88)	<b>External Elbow</b> Full capacity 1¼ in. bend radius external elbow.	Office White	<b>PW2EE*</b> <b>PW2EEBC**</b> A: 5.00" (127.00) B: 2.32" (58.93) C: 5.00" (127.00)
Fittings	<b>Flat Elbow</b> Full capacity 1¼ in. bend radius flat elbow.	Office White	<b>PW2FE*</b> <b>PW2FEBC**</b> A: 3.94" (100.08) B: 3.94" (100.08) C: 1.11" (28.19)	<b>Tee</b> Full capacity 1¼ in. bend radius tee.	Office White	<b>PW2TC*</b> <b>PW2TCBC**</b> A: 5.42" (137.67) B: 3.91" (99.31) C: 1.90" (48.26)
	<b>Splice Cover</b> For covering potential openings where two lengths of raceway come together.	Office White	<b>PW2SC</b> A: 1.11" (28.19) B: 2.30" (58.42) C: 1.11" (28.19)	<b>Safety Strap</b> For preventing potential tampering with PW2 WallTrak Cover. Can also be used as a splice cover.	Office White	<b>PW2SS</b> A: 0.62" (15.75) B: 3.43" (87.12) C: 1.12" (28.45)
	<b>Conduit Adapter/Ceiling Fitting</b> For connecting conduit to raceway. Also use for ceiling feeds. Has combination ½ in., ¾ in. and 1 in. trade size KOs.	Office White	<b>PW2CACF</b> A: 4.18" (106.17) B: 3.32" (84.33) C: 4.20" (106.68)	<b>Reducer</b> Reduces from PW2 WallTrak Raceway to one or two PP1 PremiseTrak Raceway(s).	Office White	<b>PW2RED</b> A: 1.62" (41.15) B: 2.40" (60.96) C: 1.15" (29.21)
	<b>End Cap</b> For closing end of PW2 WallTrak Raceway.	Office White	<b>PW2EC</b> A: 1.00" (25.40) B: 2.14" (54.36) C: 1.04" (26.42)			

Note: \*Cover only. \*\*Base and Cover.

Dimensions in Inches (mm)



## PB2 BaseTrak®

PB2 BaseTrak®	Description	Color	Length	Catalog Number	Description	Color	Length	Catalog Number	
	<b>Base</b> Two channel raceway. Available in 5 ft. (1.5m) and 10 ft. (3m) lengths.	Office White	5 ft. 10 ft.	<b>PB2B5</b> <b>PB2B10</b>		<b>Cover</b> Cover allows access to multiple channels. Available in 5 ft. (1.5m) and 10 ft. (3m) lengths.	Office White	5 ft. 10 ft.	<b>PB2C5</b> <b>PB2C10</b>
	Assembled cover and base dimensions. W: 4.50" (114.30) H: 1.63" (41.40)			A: 1.42" (36.07) B: 4.50" (114.30)			B: 4.50" (114.30)		
				<b>Split Cover</b> Cover allows separation of channels and access to a single channel. Available in 5 ft. (1.5m) and 10 ft. (3m) lengths. Two split covers are required for each raceway section.	Office White	5 ft. 10 ft.	<b>PB2SPL5</b> <b>PB2SPL10</b>		

Device Boxes	Description	Color	Catalog Number
	<b>2-Gang In-Line Box</b> For switches, receptacles and communication devices. Provides flush look. See page R-63 for recommended single gang "KP" plate options.	Office White	<b>PB2IND2G</b>



Fittings	Description	Color	Catalog Number	Description	Color	Catalog Number
	<b>Internal Elbow, Base and Cover</b> Full capacity 1¼ in. bend radius internal elbow.	Office White	<b>PB3IEBCA</b> A: 4.36" (110.74) B: 4.72" (119.89) C: 4.36" (110.74)	<b>External Elbow, Base and Cover</b> Full capacity 1¼ in. bend radius external elbow.	Office White	<b>PB3EEBCA</b> A: 6.48" (164.59) B: 4.72" (119.89) C: 6.48" (164.59)
	<b>Flat Elbow, Base and Cover</b> Full capacity 1¼ in. bend radius flat elbow.	Office White	<b>PB3FEBCA</b> A: 7.64" (194.66) B: 7.64" (194.66) C: 1.71" (43.43)	<b>Tee, Base and Cover</b> Full capacity 1¼ in. bend radius tee.	Office White	<b>PB3TCBCA</b> A: 7.37" (187.20) B: 7.08" (179.83) C: 2.72" (69.09)
	<b>Splice Cover</b> For covering potential openings where two lengths of raceway come together.	Office White	<b>PB3SC</b> A: 1.56" (39.62) B: 4.74" (120.40) C: 1.69" (42.93)	<b>Safety Strap</b> For preventing potential tampering with PB2 BaseTrak cover. Can also be used as a splice cover.	Office White	<b>PB3SS</b> A: 1.50" (38.10) B: 6.01" (152.65) C: 1.74" (44.20)
	<b>Conduit Adapter/Ceiling Fitting</b> For connecting conduit to raceway. Also use for ceiling feeds. Has combination ½ in., ¾ in., 1 in., 1¼ in. and 1½ in. trade size KOs.	Office White	<b>PB2CACF</b> A: 4.72" (119.89) B: 5.22" (132.70) C: 6.30" (160.02)	<b>Reducer</b> Reduces from PB2 BaseTrak Raceway to PW2 WallTrak Raceway.	Office White	<b>PB3REDA</b> A: 3.50" (88.90) B: 4.72" (119.89) C: 1.73" (43.94)
	<b>Transition Fitting</b> Transitions horizontal PB2 BaseTrak to vertical PW2 WallTrak, PL1 LANTrak or PP1 PremiseTrak.	Office White	<b>PB3TRBC</b> A: 3.22" (81.79) B: 7.28" (184.91) C: 2.42" (61.47)	<b>Surface Panel Connector</b> For connecting PB2 Raceway with surface type panel boxes.	Office White	<b>PB3SPCA</b> A: 2.22" (56.39) B: 5.66" (143.76) C: 1.60" (40.64)
	<b>Wire Clip</b> For holding conductors in place.	Office White	<b>PB2WC</b> A: 1.29" (50.20) B: 1.00" (25.40)	<b>End Cap</b> For closing end of PB2 BaseTrak Raceway.	Office White	<b>PB3ECA</b> A: 2.02" (51.31) B: 4.68" (118.97) C: 1.72" (43.69)

Dimensions in Inches (mm)



## PB3 BaseTrak®

<b>PB3 BaseTrak®</b>	Description	Color	Length	Catalog Number
	<b>Base and Cover</b> Three channel raceway. Available in 5 ft. (1.5m) and 10 ft. (3m) lengths.	Office White	5 ft. 10 ft.	<b>PB3BC5</b> <b>PB3BC10</b> A: 1.63" (41.40) B: 4.50" (114.30)

<b>Device Boxes</b>	Description	Color	Catalog Number	Catalog Number	Catalog Number	
	<b>Device Boxes</b>	<b>Full Capacity Boxes</b> 1-, 2- and 3-Gang boxes that allows full capacity from PB3 Raceway to box for either power or datacom applications. See page R-63 for recommended single gang "KP" plate options.	Office White	<b>PB3FCIB</b> (1-Gang) A: 4.38" (111.25) B: 4.80" (121.92) C: 3.17" (80.52)	<b>PB3FCIB2G</b> (2-Gang) A: 7.20" (182.88) B: 4.80" (121.92) C: 3.17" (80.52)	<b>PB3FCIB3G</b> (3-Gang) A: 9.96" (252.98) B: 4.80" (121.92) C: 3.17" (80.52)
<b>1-Gang In-Line Box</b> For switches, receptacles and communication devices. Provides flush look. See page R-63 for recommended plate options.		Office White	<b>PB3IND</b> A: 4.90" (124.46) B: 3.25" (82.55) C: 1.25" (31.75)	<b>2-Gang In-Line Box</b> For switches, receptacles and communication devices. Barriers allow separation of power and datacom. Removal of barriers allows for expanded capacity. See page R-63 for recommended single gang "KP" plate options.	Office White	<b>PB3IND2G</b> A: 4.90" (124.46) B: 3.25" (82.55) C: 2.44" (61.98)
<b>Fittings</b>	<b>Internal Elbow</b> Full capacity 1¼ in. bend radius internal elbow.	Office White	<b>PB3IE*</b> <b>PB3IEBCA**</b> A: 4.36" (110.74) B: 4.72" (119.89) C: 4.36" (110.74)	<b>External Elbow</b> Full capacity 1¼ in. bend radius external elbow.	Office White	<b>PB3EE*</b> <b>PB3EEBCA**</b> A: 6.48" (164.59) B: 4.72" (119.89) C: 6.48" (164.59)
	<b>Flat Elbow</b> Full capacity 1¼ in. bend radius flat elbow.	Office White	<b>PB3FE*</b> <b>PB3FEBCA**</b> A: 7.64" (194.66) B: 7.64" (194.66) C: 1.71" (43.43)	<b>Tee</b> Full capacity 1¼ in. bend radius tee.	Office White	<b>PB3TCBCA**</b> A: 7.37" (187.20) B: 7.08" (179.83) C: 2.72" (69.09)
	<b>Splice Cover</b> For covering potential openings where two lengths of raceway come together.	Office White	<b>PB3SC*</b> A: 1.56" (39.62) B: 4.74" (120.40) C: 1.69" (42.93)	<b>Safety Strap</b> Prevents potential tampering with PB3 BaseTrak cover. Can also be used as a splice cover.	Office White	<b>PB3SS*</b> A: 1.50" (38.10) B: 6.01" (152.65) C: 1.74" (44.20)
	<b>Conduit Adapter/Ceiling Fitting</b> For connecting conduit to raceway. Also use for ceiling feeds. Has combination ½ in., ¾ in., 1 in., 1¼ in. and 1½ in. trade size KOs.	Office White	<b>PB3CACF**</b> A: 4.72" (119.89) B: 5.22" (132.70) C: 6.30" (160.02)	<b>Reducer</b> Reduces from PB3 BaseTrak Raceway to PW2 WallTrak Raceway.	Office White	<b>PB3REDA**</b> A: 3.50" (88.90) B: 4.72" (119.89) C: 1.73" (43.94)
	<b>Transition Fitting</b> Transitions horizontal PB3 BaseTrak to vertical PW2 WallTrak, PL1 LANTrak or PP1 PremiseTrak.	Office White	<b>PB3TRBC**</b> A: 3.22" (81.79) B: 7.28" (184.91) C: 2.42" (61.47)	<b>Transition Fitting</b> Transitions from BT3 (old style) BaseTrak Raceway to PB3 (new style) BaseTrak Raceway.	Office White	<b>BTPB3TF*</b> A: 2.22" (56.39) B: 5.66" (143.76) C: 1.35" (34.29)
	<b>Surface Panel Connector</b> For connecting PB3 Raceway with surface type panel boxes.	Office White	<b>PB3SPCA*</b> A: 2.22" (56.39) B: 5.66" (143.76) C: 1.60" (40.64)	<b>End Cap</b> For closing end of PB3 BaseTrak Raceway.	Office White	<b>PB3ECA*</b> A: 2.02" (51.31) B: 4.68" (118.97) C: 1.72" (43.69)
	<b>Wire Clip</b> For holding conductors in place.	Office White	<b>PB3WC</b> A: 1.34" (34.10) B: 1.00" (25.40)			

Note: \*Cover only. \*\*Base and Cover.

Dimensions in Inches (mm)

## PS3 Super BaseTrak®

PS3 BaseTrak®	Description	Color	Length	Catalog Number		
	<b>Base and Cover</b> Three channel raceway. Available in 5 ft. (1.5m) and 10 ft. (3m) lengths.	Office White	5 ft. 10 ft.	<b>PS3BC5</b> <b>PS3BC10</b> A: 1.97" (50.04) B: 6.70" (170.18)		
Device Boxes	<b>Full Capacity Boxes</b> 1-, 2- and 3-Gang boxes that allows full capacity from PS3 Raceway to box for either power or datacom applications. See page R-63 for recommended single gang "KP" plate options.	Office White	<b>PS3FCIB</b> (1-Gang) A: 4.38" (111.25) B: 6.95" (176.53) C: 3.46" (87.88)	<b>PS3FCIB2G</b> (2-Gang) A: 7.20" (182.88) B: 6.95" (176.53) C: 3.46" (87.88)	<b>PS3FCIB3G</b> (3-Gang) A: 9.96" (252.98) B: 6.95" (176.53) C: 3.46" (87.88)	
	<b>3-Gang In-Line Box</b> For any combination of power and datacom applications. Provides flush look. See page R-63 for recommended single gang "KP" plate options.	Office White	<b>PS3IND</b> A: 7.00" (177.80) B: 6.95" (176.53) C: 2.28" (57.91)			
Fittings	<b>Internal Elbow</b> Full capacity 1¼ in. bend radius internal elbow.	Office White	<b>PS3IE*</b> <b>PS3IEBC**</b> A: 4.36" (110.74) B: 6.93" (176.02) C: 4.36" (110.74)	<b>External Elbow</b> Full capacity 1¼ in. bend radius external elbow.	Office White	<b>PS3EE*</b> <b>PS3EEBC**</b> A: 6.81" (172.97) B: 6.93" (176.02) C: 6.81" (172.97)
	<b>Flat Elbow</b> Full capacity 1¼ in. bend radius flat elbow.	Office White	<b>PS3FE*</b> <b>PS3FEBC**</b> A: 9.85" (250.19) B: 9.85" (250.19) C: 2.08" (52.83)	<b>Tee</b> Full capacity 1¼ in. bend radius tee.	Office White	<b>PS3TCBC**</b> A: 10.00" (254.00) B: 9.68" (245.87) C: 3.30" (83.82)
	<b>Splice Cover</b> For covering potential openings where two lengths of raceway come together.	Office White	<b>PS3SC*</b> A: 1.56" (39.62) B: 6.95" (176.53) C: 2.03" (51.62)	<b>Safety Strap</b> Prevents potential tampering with PS3 Super BaseTrak cover. Can also be used as a splice cover.	Office White	<b>PS3SS*</b> A: 1.50" (38.10) B: 8.24" (209.30) C: 2.08" (52.85)
	<b>Conduit Adapter/Ceiling Fitting</b> For connecting conduit to raceway. Also use for ceiling feeds. Has combination ½ in., ¾ in., 1 in., 1¼ in. and 1½ in. trade size KOs.	Office White	<b>PS3CACF**</b> A: 6.93" (176.02) B: 4.32" (109.73) C: 6.29" (159.77)	<b>Reducer</b> Reduces from PS3 Super BaseTrak Raceway to PB3 BaseTrak Raceway.	Office White	<b>PS3RED**</b> A: 4.81" (122.17) B: 6.93" (176.02) C: 2.05" (52.07)
	<b>Surface Panel Connector</b> To connect PS3 Raceway with surface type panel boxes.	Office White	<b>PS3SPC*</b> A: 1.00" (25.40) B: 7.87" (199.90) C: 2.54" (64.52)	<b>End Cap</b> For closing end of PS3 Super BaseTrak Raceway.	Office White	<b>PS3EC*</b> A: 1.50" (38.10) B: 6.88" (174.75) C: 2.06" (52.32)
	<b>Wire Clip</b> For holding conductors in place.	Office White	<b>PS3WC</b> A: 1.62" (41.15) B: 1.00" (25.40)			

Note: \*Cover only. \*\*Base and Cover.

Dimensions in Inches (mm)

# Non-Metallic Raceway



## Non-Metallic PlugTrak®

Available in Standard, Isolated Ground (IG), Tamper-Resistant (TR) and USB (U) versions.



USB

Tamper-Resistant

	Amp Circuits	Duplex Recept.	USB Recept. Ports	Recept. Spacing (in.)	Color		
					Black	White	Office White
5 Foot Base and Cover	15 Single	5	—	12	PT155112BK	PT155112W	PT155112
	15 Two	5	—	12	PT155212BK	PT155212W	PT155212
	15 Single	4	—	15	PT155115BK	PT155115W	PT155115
	15 Single	2	—	30	PT155130BK	PT155130W	PT155130
	15 TR/Single	5	—	12	PT155112TRBK	PT155112TRW	PT155112TR
	20 Single	5	—	12	PT205112BK	PT205112W	PT205112
	20 Two	5	—	12	PT205212BK	PT205212W	PT205212
	20 Single	4	—	15	PT205115BK	PT205115W	PT205115
	20 Two	4	—	15	PT205215BK	PT205215W	PT205215
	20 Single	2	—	30	PT205130BK	PT205130W	PT205130
	20 TR/Single	5	—	12	PT205112TRBK	PT205112TRW	PT205112TR
	6 Foot Base and Cover	15 Single	6	—	12	PT156112BK	PT156112W
15 Two		6	—	12	PT156212BK	PT156212W	PT156212
15 Single		4	—	18	PT156118BK	PT156118W	PT156118
15 Single		3	—	24	PT156124BK	PT156124W	PT156124
15 USB/Single		4	4	12	PT156112UBK	PT156112UW	PT156112U
20 Single		9	—	8	PT206108BK	PT206108W	PT206108
20 Two		9	—	8	PT206208BK	PT206208W	PT206208
20 Single		6	—	12	PT206112BK	PT206112W	PT206112
20 Two		6	—	12	PT206212BK	PT206212W	PT206212
20 Single		4	—	18	PT206118BK	PT206118W	PT206118
20 Two		4	—	18	PT206218BK	PT206218W	PT206218
20 Single		3	—	24	PT206124BK	PT206124W	PT206124
20 Two	3	—	24	PT206224BK	PT206224W	PT206224	
20 Single	2	—	36	PT206136BK	PT206136W	PT206136	

Note: Each Non-Metallic PlugTrak is supplied with one PL1EC end cap and "IG" stickers for isolated ground applications.



	Length (ft.)	Cord Length (ft.)	Duplex Recept.	USB Ports	Color			
					Black	White	Office White	
Portable	15	3	6	3	—	PT153112PBK	PT153112PW	PT153112P
	15	5	6	5	—	PT155112PBK	PT155112PW	PT155112P
	15	3	6	4	2	PT153112UPBK	PT153112UPW	PT153112UP
	20	3	6	2	—	PT203112PBK	PT203112PW	PT203112P
	20	5	6	5	—	PT205112PBK	PT205112PW	PT205112P
Supporting Mounting Clip for Portable PlugTrak.							PL1MC	

Note: Includes ON/OFF switch and circuit breaker.

	Descript.	Catalog No.	Descript.	Catalog No.
Device Boxes	1-Gang Low Profile	PDB12LP	1-Gang Deep	PDB12D
	1-Gang Standard	PDB12S	Round Lighting Fixture	PDB12LF
	2-Gang Deep Undivided	PDB12TGLV	2-Gang Deep Divided	PDB12TGD
Fittings	Internal Elbow Base and Cover	PL1IEBC	Internal Elbow Cover Only	PL1IE
	External Elbow Base and Cover	PL1EEBC	External Elbow Cover Only	PL1EE
	Flat Elbow Base and Cover	PL1FEBC	Flat Elbow Cover Only	PL1FE
	Tee Base and Cover	PL1TCBC	Tee Cover Only	PL1TC
	Splice Cover	PL1SC	Safety Strap	PL1SS
	Conduit Adapter/Ceiling Fitting	PT12CA	Conduit Adapter/Ceiling Fitting	PLP1CACF
	End Cap	PL1EC		

Note: For additional colors add "BK" for Black or "W" for white. See page R-56 for additional information.

## Plates, Frames and Modular Connector Fittings

<b>1-Gang and 2-Gang "KP" Plates</b>	Color	Catalog Number	Catalog Number	Catalog Number	Catalog Number	Catalog Number
	Black	<b>KP8BK</b>	<b>KP26BK</b>	<b>KP1BK</b>	<b>KP7BK</b>	<b>KP720BK</b>
	White	<b>KP8W</b>	<b>KP26W</b>	<b>KP1W</b>	<b>KP7W</b>	<b>KP720W</b>
	Off. White	<b>KP8</b>	<b>KP26</b>	<b>KP1</b>	<b>KP7</b>	<b>KP720</b>
		Duplex	Style Line®	Toggle	Recept. (1.41 ID)	Recept. (1.60 ID)
Black	<b>KP14BK</b>	<b>KP212BK</b>	<b>KP2140BK</b>	<b>KP2162BK</b>	<b>KP2163BK</b>	
White	<b>KP14W</b>	<b>KP212W</b>	<b>KP2140W</b>	<b>KP2162W</b>	<b>KP2163W</b>	
Off. White	<b>KP14</b>	<b>KP212</b>	<b>KP2140</b>	<b>KP2162</b>	<b>KP2163</b>	
	Blank	Coax (2)	Jack/Coax	Modular Jacks (2)	Modular Jacks (3)	
Black	<b>KPORTBK</b>	<b>KPPANBK</b>	<b>KPIMBZBK</b>			
White	<b>KPORTW</b>	<b>KPPANW</b>	<b>KPIMBZW</b>			
Off. White	<b>KPORTOW</b>	<b>KPPANOW</b>	<b>KPIMBZOW</b>	3-Unit iSTATION (Accepts all Hubbell iSTATION Modules located in Network Wiring section W)		
	Ortronics Series II® Data Module	Panduit Mini-Com® Data Module				
Black	<b>KP82BK</b>	<b>KP262BK</b>	<b>KP2BK</b>	<b>KP24BK</b>		
White	<b>KP82W</b>	<b>KP262W</b>	<b>KP2W</b>	<b>KP24W</b>		
Off. White	<b>KP82</b>	<b>KP262</b>	<b>KP2</b>	<b>KP24</b>		
	2-Gang Duplex	2-Gang Style Line®	2-Gang Toggle	2-Gang Blank		

Note: 2-Gang "KP" plates, for use with PT12TGB and PW1TGB only.

<b>Comm. "IFP" Plates &amp; Frames</b>	Color	Catalog Number	Catalog Number	Catalog Number	Catalog Number	Catalog Number
	Office	<b>IFP126OW</b>	<b>ISF2OW</b>	<b>ISF3OW</b>	<b>ISF4OW</b>	<b>ISF6OW</b>
	White	Style Line®	Style Line®	Style Line®	Style Line®	Style Line®
			2-Port	3-Port	4-Port	6-Port
	Office	<b>IFP18OW</b>	<b>BR106C</b>	<b>Q106O</b>	<b>IFP12OW</b>	<b>IFP13OW</b>
	White	Duplex	Duplex	Duplex	Flush	Flush
			2-Port	4-Port	2-Port	3-Port
	Office	<b>IFP14OW</b>	<b>IFP16OW</b>	<b>IFP26OW</b>	<b>IFP29OW</b>	<b>IFP212OW</b>
	White	Flush	Flush	2-Gang	2-Gang	2-Gang
	4-Port	6-Port	6-Port	9-Port	12-Port	

<b>Frames &amp; Modules</b>	Description	Color	1-Gang	2-Gang
	Front loading plate will accept any modules in three unit combinations. Angled fixtures to be used in bottom opening only. See section W for additional information on Hubbell iSTATION modules. Each gang accepts 3 module units.	Office White	<b>IMF1OW</b>	<b>IMF2OW</b>

Modular connectors to be used with any plate with a standard modular opening. Not recommended for use with KP plates. For KP applications use KPIMBZOW bezel and appropriate Hubbell iSTATION modules located in section W. Use appropriate Hubbell iSTATION modules for SC fiber adapters. See section W for additional information on modular connectors.

<b>Modular Connector Fittings</b>	Color	Catalog Number	Catalog Number	Catalog Number	Catalog Number
	Office White	<b>SFFX</b> F-Connector	<b>SFSTSOW</b> ST Fiber Connector	<b>SFBOW</b> BNC Connector	<b>SFB10</b> Blank (10 Pack)
Black housing only	<b>SFRC110R</b> RCA 110 Punchdown	<b>SFSV110BK</b> Super S-Video	<b>FASCDMS6B</b> SC Duplex Adapter	<b>FASTSCDSC6</b> SC to ST Duplex Adapter	

<b>Xcelerator Modular Jacks</b>	Color	Catalog Number	Catalog Number	Catalog Number
	Office White	<b>HXJ5EOW</b> Cat. 5e, T568A, T568B, RJ45	<b>HXJ6OW</b> Cat. 6, T568A, T568B, RJ45	<b>HXJUOW</b> 6 Position USOC, RJ25

Jack Color Options (Replace OW suffix with additional colors below)

AL=Almond BK=Black B=Blue EI=Elec. Ivory GY=Gray GN=Green LA=Lt. Almond OR=Orange OW=Off. White R=Red W=White Y=Yellow

Panduit® and Mini-Com® are registered trademarks of Panduit Corp.  
Ortronics® and Series II® are registered trademarks of Ortronics/Legrand.

## Wire Fill Capacity Chart and Technical Information

Non-Metallic Raceway Wire Fill Capacities																
Series		Channel		Power (THHN/T90 Nylon)			Voice		Data (Copper Cables)					Data (Multimode Fiber Optic Cables)		
				14 AWG	12 AWG	10 AWG	4-Pair	25-Pair	Type RG59U	Cat. 5e	Cat. 6	Cat. 6A	Cat. 6 STP	(2) or (4) Fiber Round Cable	Fiber Optic Jumpers	Fiber Optic Zip Cord
				Wire O.D. (in.):	0.111	0.13	0.164	0.19	0.41	0.242	0.21	0.25	0.35	0.29	0.19	0.118
		Wire Area (sq. in.):	0.0097	0.0133	0.0211	0.0283	0.1320	0.0460	0.0346	0.0491	0.0962	0.0660	0.0283	0.0109	0.0288	
		Channel Area (sq. in.)	Wire Fill Capacity			40%	40%	40%	40%	40%	40%	40%	40%	40%	40%	
PT1	A	0.29	5	8	5	4	1	3	3	2	1	2	4	11	4	
PP1	A	0.38	12	11	8	5	1	3	4	3	2	2	5	14	5	
PL1	A	1.03	42	34	22	15	3	9	12	8	4	6	15	38	14	
PW1	A	0.30	6	10	4	4	0	2	3	2	1	2	4	11	4	
PW2	A+B	1.60	41	36	22	23	5	14	18	13	7	10	23	59	22	
A B	A	0.81	12	22	12	11	2	7	9	7	3	5	11	30	11	
	B	0.79	12	22	10	11	2	7	9	6	3	5	11	29	11	
PB2	A+B	5.72	60	36	45	81	17	50	66	47	24	35	81	210	79	
A B	A or B	2.86	42	30	28	40	9	25	33	23	12	17	40	105	40	
PB3	A+B+C	5.57	60	36	45	79	17	48	64	45	23	34	79	204	77	
A B C	A or C	1.80	42	30	28	25	5	16	21	15	7	11	25	66	25	
	B	1.97	42	30	28	28	6	17	23	16	8	12	28	72	27	
PS3	A+B+C	10.58	72	66	78	150	32	92	122	86	44	64	150	388	147	
A B C	A or C	3.41	42	36	42	48	10	30	39	28	14	21	48	125	47	
	B	3.76	42	36	42	53	11	33	43	31	16	23	53	138	52	

Note: Pathway (Raceway) fill shall be 40% maximum. Raceway fittings and outlets/receptacles reduce the cross section of the raceway system, thus reducing overall cable fill capacity.

Recommended Plate to Box Compatibility Selection Chart																
Non-Metallic Raceway Box Series		PS3 Series				PB3 Series					PB2 Series	PDB12 Series			PT12 & PW1 Series	
Plate Style	Sample Catalog Number	IND	FCIB	FCIB2G	FCIB3G	IND	IND2G	FCIB	FCIB2G	FCIB3G	IND2G	LP, S, D	TGD	TGLV	LP(B), S(BA), D(BA)	TGB
1-Gang KP Series Plate	KP8	X	X	X	X	X	X	X	X	X	X	X	X		X	
1-Gang KP Series Bezel	KPIMBZ	X	X	X	X	X	X	X	X	X	X	X	X		X	
1-Gang Standard Data Plate	IFP12OW		X	X	X	X		X	X	X		X			X	
1-Gang iSTATION Plate Frame	IMF10W		X	X	X	X		X	X	X		X			X	
Style Line® Data Plate	IFP126OW		X	X	X	X		X	X	X		X			X	
Duplex Data Plate	IFP18OW		X	X	X	X		X	X	X		X			X	
2-Gang iSTATION Plate Frame	IMF20W													X		X
2-Gang Standard Data Plate	IFP29OW													X		X
2-Gang KP Series Plate	KP82															X

Note: Hubbell Office White plates and devices color match all non-metallic raceway systems.

### Physical Properties

(When tested in accordance with UL 5A)

Impact Resistance	5 ft. lbs.
Crush Resistance	300 lbs.
Temperature Range	-25.6° to 158° F
Flame Rating	UL94V-0
Material	UV Stabilized PVC

### Codes/Standards

EIA/TIA	569A
UL Standard	UL 5A
Listings	E118895 / E119190
CSA Standard	C22.2 no. 62
Certified	LR87514

### PlugTrak Specifications

Receptacle Rating	NEMA 5-15R & 5-20R
Wire	#12 AWG Stranded Copper
Receptacle Face	Thermoplastic



# Non-Metallic Raceway


## Pre-Wired Raceway Systems

**Hubbell has been setting the standard** in the electrical industry since 1888, through innovations such as Twist-Lock®, Hospital Grade, and AUTOGUARD™ Self Test GFCI receptacles. Again, Hubbell has listened to our customers for new innovation, capacity requirements, and flexibility. We have taken raceway systems to the next level with **Pre-Wired Raceway Systems** that are manufactured to your specifications.

**Our Pre-Wired Raceway Systems** will accommodate your power and data requirements as your facility changes over time. Pre-Wired Raceways provide you with the benefit of keeping your fast track projects on schedule, and helping complete the job on time! Our Pre-Wired Raceway solutions will save up to 45% of the installation time needed for field installing component raceway parts.

### **Pre-Wired Raceways are available in:**

- ✓ Steel (Ivory and Gray)
- ✓ Aluminum
- ✓ Non-Metallic (Office White)



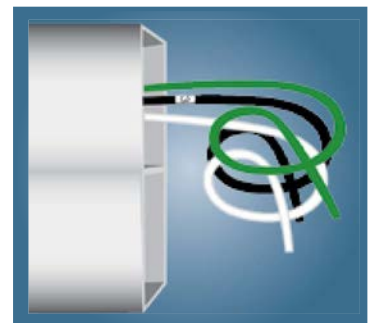
### **Quality by Design**

All Hubbell Pre-Wired Raceways are UL Listed and CSA Certified. Each raceway receives a 100% quality inspection and testing prior to shipment. Pre-Wired Raceway is now available with the high quality and workmanship you have come to expect from Hubbell.



### **Labeling and Engraving**

Optional labeling is available to identify branch panels and circuits at receptacle locations. Choose from adhesive labels or engraved aluminum plates.



### **Wire Identification**

Wire leads are clearly labeled with corresponding circuit numbers. This aids the installer when terminating to building wiring or connecting from duct to duct. Ample wire is provided at feed locations.



## Pre-Wired Raceway Systems

Save Time and Money, Completing the Job Quicker and On Schedule, with Hubbell...

### With Standard Raceway...



Unpack, identify and sort component parts.  
Deliver components to work area for assembly and installation.



Measure and cut.  
Clean and de-burr sharp edges.  
Secure to the wall and fasten.



Pull wire.  
Label and bundle each raceway circuit.  
Install receptacles and test.

### With Hubbell Pre-Wired Raceway...



Pallet delivered to your worksite, labeled by room, floor area and/or building.



Unpack and install!



Installed in half the time!



### Project Support and Documentation

- ✓ A local and factory support team is there to assist in defining bills of material and project quotes, so costs can be budgeted accordingly.
- ✓ A project engineer, located at the factory, is assigned to your project as a direct point of contact.

### Manufacturing and Testing

- ✓ Precisely measured, cleanly cut, wired and assembled to your specifications.
- ✓ The wiring harness is then bundled and labeled for circuit identification for ease of installation.
- ✓ Assembly is tested for assured continuity and 100% quality inspected before kitting.



### Installs In A Snap

- ✓ Raceway ducts are kitted, labeled, and shipped by room, area or floor locations.
- ✓ Just remove raceway from the packaging and secure to the wall.
- ✓ Make power connections, snap on covers, test and you are done!



### Options:



#### Circuit Identification and Labeling:

- ✓ Adhesive Labeling
- ✓ Engraving



#### Wiring Circuits Options:

- ✓ Insulation Displacement Connectors
- ✓ Wire Nuts
- ✓ Wiring Devices



#### Kit raceway for delivery by:

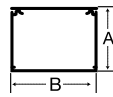
- ✓ Room
- ✓ Floor
- ✓ Area
- ✓ Building

## Features and Benefits

### Aluminum Pre-Wired Raceway (LINKOSITY® devices may be utilized with this Raceway Series)

#### HBLALU3800 Series Aluminum Raceway

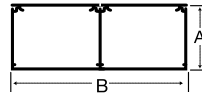
Description  
Aluminum Raceway, Single Channel,  
Satin Anodized Finish.



Dimension  
A: 2.25" (57.15)  
B: 3.00" (76.20)

#### HBLALU4800 Series Aluminum Raceway

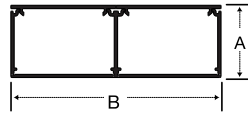
Description  
Aluminum Raceway, Two Channel,  
Satin Anodized Finish.



A: 2.25" (57.15)  
B: 6.00" (152.40)

#### HBLALU5000 Series Aluminum Raceway

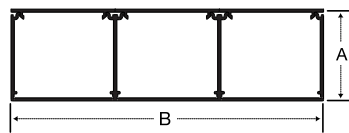
Description  
Aluminum Raceway, Two Channel,  
Satin Anodized Finish.



A: 1.75" (44.45)  
B: 5.08" (129.03)

#### HBLALU7620 Series Aluminum Raceway

Description  
Aluminum Raceway, Three Channel,  
Satin Anodized Finish.



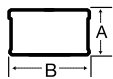
A: 2.25" (57.15)  
B: 7.62" (193.55)



### Steel Pre-Wired Raceway (LINKOSITY® devices may be utilized with this Raceway Series)

#### HBL3000 Series Metal Raceway

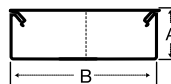
Description  
Steel Raceway, Single Channel,  
Ivory or Gray Finish.



A: 1.53" (38.86)  
B: 2.75" (69.85)

#### HBL4750 Series Metal Raceway

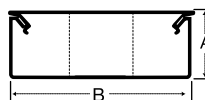
Description  
Steel Raceway, Single or  
Two Channel (with Divider),  
Ivory or Gray Finish.




A: 1.75" (44.45)  
B: 4.75" (120.65)

#### HBL6750 Series Metal Raceway

Description  
Steel Raceway, Single,  
Two Channel (with One Divider)  
or Three Channel (with Two Dividers),  
Ivory or Gray Finish.



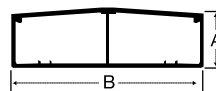
A: 2.22" (56.39)  
B: 6.75" (171.45)



### Non-Metallic Pre-Wired Raceway

#### PB2 BaseTrak® Series Non-Metallic Raceway

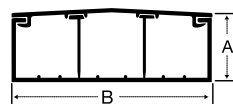
Description  
Non-Metallic Raceway,  
Two Channel,  
Office White Color.



A: 1.63" (41.40)  
B: 4.50" (114.30)

#### PS3 Super BaseTrak® Series Non-Metallic Raceway

Description  
Non-Metallic Raceway,  
Three Channel,  
Office White Color.



A: 1.97" (50.04)  
B: 6.70" (170.18)



Dimensions in Inches (mm)

## Features and Benefits



## UL Listed Modular Pre-Wired Raceway Systems Featuring the Flexibility of LINKOSITY® Connections

Hubbell Pre-Wired Metal Raceway with LINKOSITY® connections is a Hubbell innovation providing a flexible, modular UL Listed System that allows users to relocate furniture and equipment without the need to access the internal wiring of the raceway. The inherent flexibility of this system greatly reduces the cost of installation and future end-user costs associated with re-configuring space.

The Hubbell Metal Raceway/LINKOSITY combination can be provided as a factory assembled system or by having a licensed electrician purchase and field install the required LINKOSITY components into the metal raceway.

Features	Benefits
UL Listed, NEC Compliant assemblies	Complete code compliance minimizes design time, startup costs and building inspector acceptance.
Flexible, modular terminations	Simplifies moves, adds and changes. Reduces long term total cost of ownership.
Pre-configured, factory wired	Minimizes field wiring. Devices are custom configured to the application, tested and ready to install.
Cable rated TC-ER, MTW, STOOW	One cable suitable for use in all commercial applications
In-line 106 data/communications frame	Data/Communications may be field installed anywhere along the raceway eliminating large boxes.



Device Type	Ratings	Wires	Conductor Colors**	Length (FT)
<b>PH</b> = Double Ended Cable with Male/Female Straight <b>PM</b> = Male Single Ended Straight <b>PN</b> = Male Single Ended 90° <b>PF</b> = Female Single Ended Straight <b>PG</b> = Female Single Ended 90° <b>PQ</b> = Double Ended Cable with Female 90° <b>PR</b> = Double Ended Cable with Male 90° <b>PS</b> = Double Ended Cable with (2) 90° Connectors <b>RF</b> = Female Receptacle* <b>RM</b> = Male Receptacle (Inlet)* <small>* 1/2 inch NPT rear thread</small>	<b>20</b> = 20A up to 600V	<b>02</b> <b>03</b> <b>04</b> <b>05</b>	<b>PA</b> = Green/Yellow Black (all others)	<b>001</b> = 1' <b>005</b> = 5' <b>010</b> = 10' <b>015</b> = 15' <b>020</b> = 20' <b>025</b> = 25' <b>030</b> = 30' <b>035</b> = 35' <b>040</b> = 40' <b>045</b> = 45' <b>050</b> = 50'
	<b>23</b> = 20A up to 600V Specialty construction (Includes isolated ground on 6 wire and 10AWG super neutral conductor on 5 and 6 wire devices)	<b>03</b> <b>04</b> <b>05</b> <b>06</b>	<b>PB</b> = Green/Yellow White Black (all others)	
	<b>30</b> = 30A up to 600V	<b>04</b>	<b>PE</b> = All Blue***  <small>**other color codes available upon request. ***Two wire only.</small>	



### Cable Assemblies

The LINKOSITY® cable assemblies are code compliant with the NEC and NFPA 79, and suitable for use in virtually any environment as either a permanent or temporary installation.

### Receptacles

The UL Listed LINKOSITY® male inlets or female receptacles provide the capability of interfacing directly with facility wiring by simply mounting into established fixed enclosures.

### Closure Caps

Protects unused devices from the harmful effects of harsh environments.

### Tees

Description	Catalog Number
LINKOSITY® M/F/F Tee, 20A, 2P	<b>TX2002002002T00</b>
LINKOSITY® M/F/F Tee, 20A, 3P	<b>TX2003002003T00</b>
LINKOSITY® M/F/F Tee, 20A, 4P	<b>TX2004002004T00</b>
LINKOSITY® M/F/F Tee, 20A, 5P	<b>TX2005002005T00</b>
LINKOSITY® M/F/F Tee, 20A SNIG, 4P	<b>TX2304002304T00</b>
LINKOSITY® M/F/F Tee, 20A SNIG, 6P	<b>TX2306002306T00</b>
LINKOSITY® M/F/F Tee, 20A SNIG, A Phase Tap	<b>TX2306002304A00</b>
LINKOSITY® M/F/F Tee, 20A SNIG, B Phase Tap	<b>TX2306002304B00</b>
LINKOSITY® M/F/F Tee, 20A SNIG, C Phase Tap	<b>TX2306002304C00</b>
LINKOSITY® M/F/F Tee, 30A, 4P	<b>TX3004003004T00</b>

### Specifications

Material	
Raceway	Steel, Anodized Aluminum
LINKOSITY Cables	UL 600V Type TC-ER, MTW, STOOW, polyurethane overmolded terminations
Codes/Standards	
Raceway	UL5, surface metal raceway and fittings C22.2 no. 62, surface metal raceway and fittings TIA/EIA 569B, commercial building standard for telecom pathways and spaces
LINKOSITY	UL2238, UL50