




**NDS**®  
We put water in its place

Your knowledgeable and  
trusted partner for the best in  
water management solutions



## 2016/2017 Product Catalog

Commercial Stormwater Management


Residential Stormwater Management

Professional Irrigation

Flow Management

# FLOW MANAGEMENT

FLOW MANAGEMENT



Introducing NDS® Flow Management, offering a range of specialty fittings. From expansion repair and compression couplings, to spring, swing check and ball valves, we offer a full line of products for irrigation, plumbing, pool and spa, and industrial applications.

## COMPRESSION FITTINGS

IPS Couplings, Tees & Adapters *(Rated @ 150 PSI Static Pressure @ 72°F)*

Part No.	Ref. No.	IPS Size UC Connection	IPS Branch	Body Length	Color	Pkg. Qty.	Case (lbs.)	Product Class	Specifications
<b>Couplings — PVC</b>									
CPC-0500	110-05	1/2"		4-1/2"	White	30	7.0	42CP	PVC NSF/ANSI 61+372 UPC
CPC-0750	110-07	3/4"		5-1/4"	White	24	8.2	42CP	
CPC-1000	110-10	1"		5-3/4"	White	18	8.2	42CP	
CPC-1250	110-12	1-1/4"		6-1/4"	White	12	7.6	42CP	
CPC-1500	110-15	1-1/2"		6-3/4"	White	15	12.25	42CP	
CPC-2000	110-20	2"		7-1/8"	White	12	14.2	42CP	
CPC-2500	110-25	2-1/2"		9-5/8"	White	5	12.25	42CP	
CPC-3000	110-30	3"		10-7/8"	White	4	13.2	42CP	
CPC-4000	110-40	4"		12-1/8"	White	3	13.9	42CP	
CPC-6000	110-60	6"		11-3/8"	White	1	8.6	42CP	
<b>Slip Tee</b>									
CPT-0500-S	121-05	1/2"	1/2" S	5"	White	24	7.0	42CP	PVC NSF/ANSI 61+372 UPC
CPT-0750-S	121-07	3/4"	3/4" S	5-3/8"	White	20	8.0	42CP	
CPT-1000-S	121-10	1"	1" S	5-5/8"	White	12	7.0	42CP	
CPT-1250-S	121-12	1-1/4"	1-1/4" S	6-1/8"	White	8	6.2	42CP	
CPT-1500-S	121-15	1-1/2"	1-1/2" S	6-3/4"	White	6	6.4	42CP	
CPT-2000-S	121-20	2"	2" S	7-1/2"	White	5	7.25	42CP	
<b>Threaded Tee</b>									
CPT-0500-T	120-05	1/2"	1/2" FPT	5"	White	24	7.0	42CP	PVC NSF/ANSI 61+372
CPT-0750-T	120-07	3/4"	3/4" FPT	5-3/8"	White	20	8.0	42CP	
CPT-1000-T	120-10	1"	1" FPT	5-5/8"	White	12	7.0	42CP	
CPT-1250-T	120-12	1-1/4"	1-1/4" FPT	6-1/8"	White	8	6.2	42CP	
CPT-1500-T	120-15	1-1/2"	1-1/2" FPT	6-3/4"	White	6	6.4	42CP	
CPT-2000-T	120-20	2"	2" FPT	7-1/2"	White	5	7.25	42CP	
<b>Reducing Tee w/Threaded Outlet</b>									
CRT-0750-T	122-75	3/4"	1/2" FPT	5-3/8"	White	20	8.0	42CP	PVC NSF/ANSI 61+372

Note: All dimensions are nominal.

Couplings  
PVC



Slip Tee  
PVC



Threaded Tee  
PVC



Reducing Tee  
w/Threaded  
Outlet



## COMPRESSION FITTINGS

### IPS Couplings, Tees & Adapters *(Rated @ 150 PSI Static Pressure @ 72°F)*

PVC Male Adapter



Part No.	Ref. No.	IPS Size UC Connection	IPS Size MPT Connection	Body Length	Color	Pkg. Qty.	Case (lbs.)	Product Class	Specifications
PVC Male Adapter									
CPA-0500	130-05	1/2"	1/2" MPT	3-3/8"	White	48	8.2	42CP	PVC NSF/ANSI 61+372 UPC
CPA-0750	130-07	3/4"	3/4" MPT	4"	White	36	8.2	42CP	
CPA-1000	130-10	1"	1" MPT	4"	White	24	7.0	42CP	
CPA-1250	130-12	1-1/4"	1-1/4" MPT	4-1/8"	White	18	7.3	42CP	
CPA-1500	130-15	1-1/2"	1-1/2" MPT	4-3/8"	White	16	8.2	42CP	
CPA-2000	130-20	2"	2" MPT	4-5/8"	White	12	8.8	42CP	

### CTS Couplings & Tees *(Rated @ 150 PSI Static Pressure @ 72°F)*

PVC Couplings



Part No.	Ref. No.	CTS Size	IPS Branch	Body Length	Color	Pkg. Qty.	Case (lbs.)	Product Class	Specifications
PVC Couplings									
CCC-0500	210-05	1/2" UC		4"	White	48	5.8	42CP	PVC NSF/ANSI 61+372 UPC
CCC-0750	210-07	3/4" UC		4"	White	30	7.0	42CP	
CCC-1000	210-10	1" UC		5-1/4"	White	24	8.2	42CP	
CCC-1250	210-12	1-1/4" UC		5-3/4"	White	18	8.2	42CP	
CCC-1500	210-15	1-1/2" UC		6-1/4"	White	12	8.2	42CP	
CCC-2000	210-20	2" UC		7-1/2"	White	6	9.4	42CP	

CPVC Couplings



CPVC Couplings									
410-05		1/2" UC		4"	Tan	25	4.4	42CP	CPVC
410-07		3/4" UC		4"	Tan	28	8.0	42CP	
410-10		1" UC		4-1/2"	Tan	24	10.0	42CP	

PVC Threaded Tee



PVC Threaded Tee									
CCT-0500	220-05	1/2" UC	1/2" FPT	4"	White	36	8.2	42CP	PVC NSF/ANSI 61+372
CCT-0750	220-07	3/4" UC	3/4" FPT	5"	White	24	9.4	42CP	
CCT-1000	220-10	1" UC	1" FPT	5"	White	18	9.1	42CP	
CCT-1250	220-12	1-1/4" UC	1-1/4" FPT	5-1/2"	White	10	7.0	42CP	
CCT-1500	220-15	1-1/2" UC	1-1/2" FPT	6"	White	8	7.8	42CP	
CCT-2000	220-20	2" UC	2" FPT	7-1/2"	White	5	8.75	42CP	

Note: All dimensions are nominal.

## Wrenches

Strap Wrenches (Adjustable)

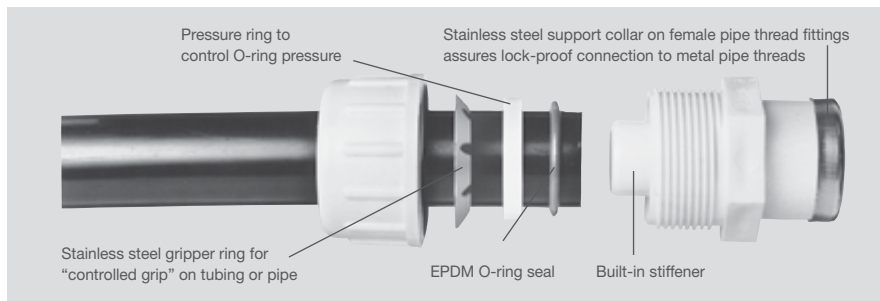


Stub Wrench



Part No.		Pkg. Qty.	Product Class	Specifications
Strap Wrenches (Adjustable)				
BOA-104	1/2"-4"	50	42CP	Plastic Handle Rubber Strap
BOA-106	1/2"-6"	50	42CP	
Stub Wrench				
SW-0500-C	1/2" + 3/4" Plastic Riser Extractor	25	42LS	Steel Handle





# FLO-LOCK™



Eliminates pullout.

(See specifications for use on PE tubing, PVC pipe, or copper tubing.)

## Tube Size SIDR-7 Pep Couplings & Adapters – Series 800 *(Rated @ 200 PSI Static Pressure @ 72°F)*

	Part No.	Tube Size	Connection Size	Body Length	Color	Pkg. Qty.	Case (lbs.)	Product Class	Specifications
<b>Coupling</b> 	<b>Coupling</b>								
	810-07	3/4"	3/4" x 3/4" TS	4-1/2"	White	24	10.6	41FL	For use on Polyethylene
	810-10	1"	1" x 1" TS	5"	White	15	8.5	41FL	Tube Size SIDR-7
	810-12*	1-1/4"	1-1/4" x 1-1/4" TS	5"	White	10	7.7	41FL	ASTM D-2239 PVC NSF/ANSI 61+372 UPC
<b>Male Adapter</b> 	<b>Male Adapter</b>								
	830-07	3/4"	3/4" MPT x 3/4" TS	2-5/8"	White	20	5.0	41FL	For use on Polyethylene
	830-10	1"	1" MPT x 1" TS	3-1/4"	White	28	9.4	41FL	Tube Size SIDR-7
	830-71	3/4" x 1"	3/4" MPT x 1" TS	3-1/2"	White	18	5.5	41FL	ASTM D-2239
	830-121	1" x 1-1/4"	1" MPT x 1-1/4" TS	3"	White	12	4.3	41FL	PVC NSF/ANSI 61+372 UPC 830-07/10 Only
<b>Female Adapter</b> 	<b>Female Adapter</b>								
	831-07	3/4"	3/4" FPT x 3/4" TS	2-5/8"	White	20	6.0	41FL	For use on Polyethylene
	831-10	1"	1" FPT x 1" TS	2-7/8"	White	28	10.8	41FL	Tube Size SIDR-7
<b>Spigot Adapter</b> 	<b>Spigot Adapter</b>								
	833-07	3/4"	3/4" IPS Spg x 3/4" TS	3"	White	20	5.0	41FL	For use on Polyethylene
	833-71	3/4" x 1"	3/4" IPS Spg x 1" TS	3"	White	20	7.0	41FL	Tube Size SIDR-7
	833-10	1"	1" IPS Spg x 1" TS	3"	White	28	9.4	41FL	ASTM D-2239 PVC NSF/ANSI 61+372 UPC

\* Insert stiffener supplied must be used with this fitting.

FLOW MANAGEMENT

## FLO-LOCK™

### Tube Size SDR-9 CTS Couplings & Adapters – Series 700 *(Rated @ 200 PSI Static Pressure @*

**PVC Couplings**


Part No.	Tube Size	Connection	Length Inches	Color	Pkg. Qty.	Case (lbs.)	Product Class	Specifications
<b>PVC Couplings</b>								
710-07	3/4"	3/4" x 3/4" TS	4"	White	35	9.8	41FL	For use on Polyethylene Tube Size SDR-9 ASTM D-2737 PVC NSF/ANSI 61+372 UPC
710-10	1"	1" x 1" TS	4-1/2"	White	24	9.4	41FL	
710-17	3/4" x 1"	1" SDR-9 x 3/4" SDR-11	4"	White	36	11.8	41FL	
710-12	1-1/4"	1-1/4" x 1-1/4" TS	5"	White	15	8.5	41FL	
710-15†	1-1/2"	1-1/2" x 1-1/4" TS	6"	White	16	13.0	41FL	
710-20†	2"	2" x 2" TS	7-1/2"	White	12	15.9	41FL	
710-17-9	3/4" x 1"	1" SDR-9 x 3/4" SDR 9	4"	White	36	11.8	41FL	
<b>Male Adapter</b>								
730-07	3/4"	3/4" MPT x 3/4" TS	2-5/8"	White	25	4.75	41FL	For use on Polyethylene Tube Size SDR-9 ASTM D-2737 PVC UPC except 730-12-10 NSF/ANSI 61+372
730-71	3/4" x 1"	3/4" MPT x 1" TS	2-7/8"	White	18	4.6	41FL	
730-10	1"	1" MPT x 1" TS	2-7/8"	White	18	4.6	41FL	
730-12-10	1" x 1-1/4"	1" MPT x 1-1/4" TS	3-1/2"	White	12	4.6	41FL	
730-12	1-1/4"	1-1/4" MPT x 1-1/4" TS	3-1/2"	White	12	4.6	41FL	
730-15	1-1/2"	1-1/2" MPT x 1-1/2" TS	3-1/2"	White	18	9.1	41FL	
730-20†	2"	2" MPT x 2" TS	4"	White	12	8.8	41FL	
<b>Female Adapter</b>								
731-07	3/4"	3/4" FPT x 3/4" TS	2-5/8"	White	25	6.0	41FL	For use on Polyethylene Tube Size SDR-9 ASTM D-2737 PVC NSF/ANSI 61+372
731-71	3/4" x 1"	3/4" FPT x 1" TS	2-7/8"	White	15	4.0	41FL	
731-10	1"	1" FPT x 1" TS	3"	White	15	4.8	41FL	
731-12	1-1/4"	1-1/4" FPT x 1-1/4" TS	3-1/2"	White	12	5.2	41FL	
731-12-10	1" x 1-1/4"	1" FPT x 1-1/4" TS	3-1/2"	White	12	5.2	41FL	
731-15	1-1/2"	1-1/2" FPT x 1-1/2" TS	3-1/2"	White	18	10.0	41FL	
731-20†	2"	2" FPT x 2" TS	3-3/4"	White	12	8.2	41FL	
<b>Spigot Adapter</b>								
733-07	3/4"	3/4" IPS Spg x 3/4" TS	2-7/8"	White	18	3.7	41FL	For use on Polyethylene Tube Size SDR-9 ASTM D-2737 PVC NSF/ANSI 61+372 UPC
733-71	3/4"	3/4" IPS Spg x 1" TS	2-7/8"	White	18	4.0	41FL	
733-10	1"	1" IPS Spg x 1" TS	3-1/2"	White	18	4.6	41FL	
733-12	1-1/4"	1-1/4" IPS Spg x 1-1/4" TS	3-1/2"	White	12	5.2	41FL	
733-15	1-1/2"	1-1/2" IPS Spg x 1-1/2" TS	3-1/2"	White	18	9.1	41FL	
733-20†	2"	2" IPS Spg x 2" TS	4"	White	12	7.6	41FL	

† Insert stiffener supplied must be used with this fitting.

**Spigot Adapter**


# FLO-LOCK™

## Couplings & Adapters – Series 100 - For use on PVC IPS Sizes (Rated @ 160 PSI Static Pressure @ 72°F)

PVC IPS Coup with Flo-Lock



Part No.	IPS Size	Connection	Body Length	Color	Pkg. Qty.	Case (lbs.)	Product Class	Specifications
<b>PVC IPS Coupling with Flo-Lock</b>								
112-05	1/2"		5"	White	28	8.0	41FL	For use on IPS sizes ASTM D-1785 NSF/ANSI 61+372
112-07	3/4"		5-1/2"	White	24	9.4	41FL	
112-10	1"		5-3/4"	White	15	8.5	41FL	
112-12	1-1/4"		6-1/2"	White	10	8.0	41FL	
112-15	1-1/2"		7"	White	16	14.6	41FL	
112-20	2"		7-1/2"	White	12	14.8	41FL	
<b>PVC IPS Male Adapter with Flo-Lock</b>								
135-05	1/2"	1/2" MPT	2-3/4"	White	25	4.8	41FL	For use on IPS sizes ASTM D-1785 NSF/ANSI 61+372 UPC
135-07	3/4"	3/4" MPT	3"	White	20	5.0	41FL	
135-10	1"	1" MPT	3-1/4"	White	30	8.5	41FL	
135-12	1-1/4"	1-1/4" MPT	3-1/2"	White	20	8.0	41FL	
135-15	1-1/2"	1-1/2" MPT	3-1/2"	White	16	7.4	41FL	
135-20	2"	2" MPT	4"	White	12	8.8	41FL	
<b>PVC IPS Female Adapter with Flo-Lock</b>								
136-05	1/2"	1/2" FPT	2-3/4"	White	25	4.8	41FL	For use on IPS sizes ASTM D-1785 NSF/ANSI 61+372
136-07	3/4"	3/4" FPT	3-1/4"	White	20	5.0	41FL	
136-10	1"	1" FPT	3-1/4"	White	14	4.5	41FL	
136-12	1-1/4"	1-1/4" FPT	3-1/2"	White	18	8.2	41FL	
136-15	1-1/2"	1-1/2" FPT	3-1/2"	White	16	9.0	41FL	
136-20	2"	2" FPT	4"	White	10	8.0	41FL	

## Adapters – Series 200, 400 & 900 - For use on Copper Tubing CTS Series (Rated @ 160 PSI Static Pressure @ 72°F)

PVC CTS Male Adapter with Flo-Lock



CPVC CTS Male Adapter with Flo-Lock



PVC CTS Female Adapter with Flo-Lock



Part No.	CTS Size	Connection	Body Length	Color	Pkg. Qty.	Case (lbs.)	Product Class	Specifications
<b>PVC CTS Male Adapter with Flo-Lock (Rated @160 PSI Static Pressure @ 72°F)</b>								
235-05	1/2"	1/2" MPT	2-1/2"	White	50	6.0	41FL	For use on CTS pipe ASTM B88 NSF/ANSI 61+372 UPC Except 235-20
235-07	3/4"	3/4" MPT	2-3/4"	White	25	4.8	41FL	
235-10	1"	1" MPT	3"	White	18	4.6	41FL	
235-12	1-1/4"	1-1/4" MPT	3-1/4"	White	24	7.0	41FL	
235-15	1-1/2"	1-1/2" MPT	3-1/2"	White	20	8.5	41FL	
235-20	2"	2" MPT	4"	White	12	7.6	41FL	
<b>CPVC CTS Male Adapter with Flo-Lock</b>								
435-05	1/2"	1/2" x 1/2" MPT	2-1/2"	Tan	50	6.0	41FL	For use on CTS pipe ASTM B88 NSF/ANSI 61+372
435-07	3/4"	3/4" x 3/4" MPT	2-3/4"	Tan	25	4.8	41FL	
<b>PVC CTS Female Adapter with Flo-Lock</b>								
935-07	3/4"	3/4" Spg	2-7/8"	White	20	4.5	41FL	For use on CTS pipe ASTM B88 NSF/ANSI 61+372
935-10	1"	1" Spg	2-7/8"	White	20	5.0	41FL	
935-12	1-1/4"	1-1/4" Socket	3-5/16"	White	25	8.5	41FL	
935-125	1-1/4"	1-1/2" Socket	3-5/16"	White	20	7.0	41FL	
935-15	1-1/2"	1-1/2" Socket	4"	White	20	10.0	41FL	
935-20	2"	2" Socket	4"	White	12	7.6	41FL	

## EXPANSION REPAIR COUPLINGS

Pro-Span™ (Rated @ 200 PSI Static Pressure @ 72°F)



Part No.	IPS Size	Body Length	Color	Pkg. Qty.	Case (lbs.)	Product Class	Specifications
Pro-Span™							
118-05	1/2" S x SPG	7-1/2"	White	28	6.6	41XC	PVC 118-05 Thru 25: NSF/ANSI 14 UPC
118-07	3/4" S x SPG	7-3/4"	White	24	8.2	41XC	
118-10	1" S x SPG	9-1/2"	White	15	8.5	41XC	
118-12	1-1/4" S x SPG	10-3/4"	White	10	8.0	41XC	
118-15	1-1/2" S x SPG	12-3/4"	White	16	17.8	41XC	
118-20	2" S x SPG	13-1/2"	White	12	17.8	41XC	
118-25	2-1/2" S x SPG	18-3/4"	White	3	9.55	41XC	
118-30	3" S x SPG	21"	White	3	13.3	41XC	
118-40	4" S x SPG	22-3/4"	White	3	20.5	41XC	

Quik-Fix™ (Rated @ 150 PSI Static Pressure @ 72°F)



Part No.	IPS Size	Body Length	Color	Pkg. Qty.	Case (lbs.)	Product Class	Specifications
Quik-Fix™							
QF-0500	1/2" S x SPG	8-1/4"	White	36	8.2	42RF	PVC NSF/ANSI 61+372
QF-0750	3/4" S x SPG	9"	White	24	8.2	42RF	
QF-1000	1" S x SPG	10-1/4"	White	18	15.0	42RF	
QF-1250	1-1/4" S x SPG	11-1/2"	White	12	10.6	42RF	
QF-1500	1-1/2" S x SPG	12-1/2"	White	12	13.6	42RF	
QF-2000	2" S x SPG	13"	White	8	13.4	42RF	
QF-2500	2-1/2" S x SPG	17"	White	4	11.0	42RF	
QF-3000	3" S x SPG	18"	White	3	12.4	42RF	
QF-4000	4" S x SPG	19-3/4"	White	2	12.7	42RF	
QF-6000	6" S x S	26-1/4"	White	1	13.8	42RF	

FLOW MANAGEMENT

## FOOT VALVES (SPRING CHECK)

Foot Valve



Foot Valve Screens



Part No.	IPS Size	Body Length	Color	Pkg. Qty.	Case (lbs.)	Product Class	Specifications
Foot Valve							
1001-10FV	1"	7"	White	20	9.0	41CV	PVC Rated @ 200 PSI @ 72°F
1001-12FV	1-1/4"	8"	White	15	13.0	41CV	
1001-15FV	1-1/2"	8-1/2"	White	15	13.8	41CV	
1001-20FV	2"	10-1/2"	White	10	16.0	41CV	
Foot Valve Screens							
1800-07	3/4"	2"	Black	24	1.5	41CV	Material: Polyethylene 100 mesh
1800-10	1"	2"	Black	15	1.6	41CV	
1800-12	1-1/4"	2-1/4"	Black	10	1.5	41CV	
1800-15	1-1/2"	2"	Black	16	2.0	41CV	
1800-20	2"	2-3/4"	Black	12	2.2	41CV	



## SPRING CHECK VALVES

Spring Check Valves – PVC – Series 1001, 1002, 1011, 1012 (Rated @ 200 PSI Static Pressure @ 72°F)

FPT x FPT  
EPDM Gasket



S x S  
EPDM Gasket



S x S Clear  
PVC EPDM  
Gasket



Part No.	Ref. No.	Spring Tension	IPS Size Connection	Body Length	Color	Pkg. Qty.	Case (lbs.)	Product Class	Specifications
<b>FPT x FPT EPDM Gasket</b>									
1001-07-025		1/4 lb.	3/4"	4-1/8"	White	20	6.0	41CV	
1001-05	KC-0500-T	1/2 lb.	1/2"	4-1/8"	White	20	5.0	41CV	PVC NSF/ANSI 61+372
1001-07	KC-0750-T	1/2 lb.	3/4"	4-1/8"	White	20	6.0	41CV	
1001-10	KC-1000-T	1/2 lb.	1"	5-1/4"	White	20	8.0	41CV	
1001-12	KC-1250-T	1/2 lb.	1-1/4"	6-3/16"	White	15	13.0	41CV	
1001-15	KC-1500-T	1/2 lb.	1-1/2"	6-3/16"	White	15	13.8	41CV	
1001-20	KC-2000-T	1/2 lb.	2"	7-1/2"	White	10	15.0	41CV	
1001-25		1/2 lb.	2-1/2"	8-5/8"	White	8	27.0	41CV	
1001-30		1/2 lb.	3"	8-5/8"	White	8	27.4	41CV	
1002-05		2 lb.	1/2"	4-1/8"	White	20	5.0	41CV	
1002-07	KC2-0750-T	2 lb.	3/4"	4-1/8"	White	20	6.0	41CV	
1002-10	KC2-1000-T	2 lb.	1"	5-1/4"	White	20	8.0	41CV	
1002-12	KC2-1250-T	2 lb.	1-1/4"	6-3/16"	White	15	13.0	41CV	
1002-15	KC2-1500-T	2 lb.	1-1/2"	6-3/16"	White	15	13.8	41CV	
1002-20	KC2-2000-T	2 lb.	2"	7-1/2"	White	10	15.0	41CV	
1002-25		2 lb.	2-1/2"	8-5/8"	White	8	27.0	41CV	
1002-30		2 lb.	3"	8-5/8"	White	8	27.4	41CV	
<b>S x S EPDM Gasket</b>									
1011-05-025		1/4 lb.	1/2"	4-1/8"	White	20	5.0	41CV	PVC NSF/ANSI 61+372
1011-07-025		1/4 lb.	3/4"	4-1/8"	White	20	5.0	41CV	
1011-05	KC-0500-S	1/2 lb.	1/2"	4-1/8"	White	20	5.0	41CV	
1011-07	KC-0750-S	1/2 lb.	3/4"	4-1/8"	White	20	5.0	41CV	
1011-10	KC-1000-S	1/2 lb.	1"	5-1/4"	White	20	9.0	41CV	
1011-12	KC-1250-S	1/2 lb.	1-1/4"	6-3/16"	White	15	12.3	41CV	
1011-15	KC-1500-S	1/2 lb.	1-1/2"	6-1/2"	White	15	13.0	41CV	
1011-20	KC-2000-S	1/2 lb.	2"	7"	White	10	14.5	41CV	
1011-25		1/2 lb.	2-1/2"	8-5/8"	White	8	25.8	41CV	
1011-30		1/2 lb.	3"	8-5/8"	White	8	25.4	41CV	
1012-05	KC2-0500-S	2 lb.	1/2"	4-1/8"	White	20	5.0	41CV	
1012-07	KC2-0750-S	2 lb.	3/4"	4-1/8"	White	20	5.0	41CV	
1012-10	KC2-1000-S	2 lb.	1"	5-1/4"	White	20	9.0	41CV	
1012-12	KC2-1250-S	2 lb.	1-1/4"	6-3/16"	White	15	12.3	41CV	
1012-15	KC2-1500-S	2 lb.	1-1/2"	6-1/2"	White	15	13.0	41CV	
1012-20	KC2-2000-S	2 lb.	2"	7"	White	10	14.5	41CV	
1012-25		2 lb.	2-1/2"	8-5/8"	White	8	25.8	41CV	
1012-30		2 lb.	3"	8-5/8"	White	8	25.4	41CV	
1015-25		5 lb.	2-1/2"	8-5/8"	White	8	25.8	41CV	
1015-30		5 lb.	3"	8-5/8"	White	8	25.4	41CV	
<b>S x S Clear PVC EPDM Gasket</b>									
1011C10	KCC-1000-S	1/2 lb.	1"	5-1/4"	Clear	20	8.0	41CV	Clear PVC NSF/ANSI 61+372
1011C12	KCC-1250-S	1/2 lb.	1-1/4"	6-3/16"	Clear	15	12.3	41CV	
1011C15	KCC-1500-S	1/2 lb.	1-1/2"	6-1/2"	Clear	15	13.0	41CV	
1011C20	KCC-2000-S	1/2 lb.	2"	7"	Clear	10	14.0	41CV	
1012C12		2 lb.	1-1/4"	6-1/2"	Clear	15	13.0	41CV	

## SPRING CHECK VALVES

Spring Check Valves – PVC – Series 1700, 1090, 1136 (Rated @ 200 PSI Static Pressure @ 72°F)

FLOW MANAGEMENT

White PVC True Union



Clear PVC True Union



Compact White PVC True Union



Compact Clear PVC True Union



CPVC 90°



Inline Valve and Bypass Valve







Hose Thread (EPDM Gasket)





Part No.	Spring Tension	IPS Size & Connection	Body Length	Color	Pkg. Qty.	Case (lbs.)	Product Class	Specifications
<b>White PVC True Union</b>								
1700-07	1/2 lb.	3/4" S x S	6-1/4"	White	20	10.0	41CV	Rated @ 200 PSI Static Pressure @ 72°F NSF/ANSI 61+372
1700-10	1/2 lb.	1" S x S	6-3/4"	White	20	14.0	41CV	
1700-15	1/2 lb.	1-1/2" S x S	8-1/4"	White	12	15.4	41CV	
1700-20	1/2 lb.	2" S x S	9-3/4"	White	12	25.6	41CV	
1702-15	2 lb.	1-1/2" S x S	8-1/4"	White	12	15.4	41CV	
1702-20	2 lb.	2" S x S	9-3/4"	White	12	25.6	41CV	
<b>Clear PVC True Union</b>								
1700C07	1/2 lb.	3/4" S x S	6-1/4"	Clear	20	10.0	41CV	Clear body with white nut and tailpiece Rated @ 200 PSI Static Pressure @ 72°F NSF/ANSI 61+372
1700C10	1/2 lb.	1" S x S	6-3/4"	Clear	20	14.0	41CV	
1700C15	1/2 lb.	1-1/2" S x S	8-1/4"	Clear	12	15.4	41CV	
1700C20	1/2 lb.	2" S x S	9-3/4"	Clear	12	25.6	41CV	
1700C25	1/2 lb.	2-1/2" S x S	12-3/4"	Clear	6	28.3	41CV	
1700C30	1/2 lb.	3" S x S	13-1/4"	Clear	6	28.3	41CV	
<b>Compact White PVC True Union</b>								
1702C15	2 lb.	1-1/2" S x S	8-1/4"	Clear	12	15.4	41CV	Rated @ 200 PSI Static Pressure @ 72°F NSF/ANSI 61+372
1702C20	2 lb.	2" S x S	9-3/4"	Clear	12	25.6	41CV	
<b>Compact Clear PVC True Union</b>								
1790-15	1/2 lb.	1-1/2" S x S	6-1/2"	White	15	13.8	41CV	Rated @ 200 PSI Static Pressure @ 72°F NSF/ANSI 61+372
1790-20	1/2 lb.	2" S x S	7-3/8"	White	10	14.0	41CV	
<b>Compact Clear PVC True Union</b>								
1790C15	1/2 lb.	1-1/2" S x S	6-1/2"	Clear	15	13.8	41CV	Rated @ 200 PSI Static Pressure @ 72°F Clear body with white nut and tailpiece
1790C20	1/2 lb.	2" S x S	7-3/8"	Clear	10	14.0	41CV	
1795C20	5 lb.	2" S x S	7-3/8"	Clear	10	14.0	41CV	
<b>CPVC 90°</b>								
1901-15	1 lb.	1-1/2" S x S	5"	Tan	12	8.8	41CV	Rated @ 125 PSI Static Pressure @ 160°F
1903-15	3 lb.	1-1/2" S x S	5"	Tan	12	8.8	41CV	
1901-20	1 lb.	2" S x 2-1/2" Spg	5-1/2"	Tan	12	13.6	41CV	
1903-20	3 lb.	2" S x 2-1/2" Spg	5-1/2"	Tan	12	13.6	41CV	
<b>Inline Valve and Bypass Valve</b>								
1091-20	1/2 lb.	2" S x S	5"	White	12	6.9	41CV	Non-Adjustable EPDM Seal Rated @ 200 PSI Static Pressure @ 72°F NSF/ANSI 61+372
1095-20	5 lb.	2" S x S	5"	White	12	6.9	41CV	
<b>Hose Thread (EPDM Gasket)</b>								
1136-07	1/2 lb.	3/4" MHT x 3/4" FHT	4-1/8"	White	20	5.0	41CV	Rated @ 200 PSI Static Pressure @ 72°F NSF/ANSI 61+372
1136-07-05	5 lb.	3/4" MHT x 3/4" FHT	4-1/8"	White	20	5.0	41CV	

## SPRING CHECK VALVES

### Spa Spring Check Valves

	Part No.	Spring Tension	IPS Size & Connection	Body Length	Color	Pkg. Qty.	Case (lbs.)	Product Class	Specifications	
<b>Versa Drain</b> 	<b>Versa Drain</b>									
	107015BK	N/A	N/A	6"	Black	12	6.4	41CV	Drain for portable spa	
	1071GH	N/A	N/A	3"		1	—	41CV	Garden Hose Adpt.	
<b>Spa Check Valve</b> 	<b>Spa Check Valve</b>									
	105010	1/4 lb.	1" S x 1-1/4" Spg	3-3/8"	White	20	5.0	41CV	1/4 lb. for air blowers	
	105020	1/4 lb.	1-1/2" S x 2" Spg	5-1/8"	White	12	8.2	41CV	Rated @ 200 PSI	
	105520	5 lb.	1-1/2" S x 2" Spg	5-1/8"	White	12	8.2	41CV	Static Pressure @ 72°F	
<b>Clear Sp Check Va</b> 	<b>Clear Spa Check Valve</b>									
	1050C10	1/4 lb.	1" S x 1-1/4" Spg	3-3/8"	Clear	20	5.0	41CV	Clear PVC 1/4 lb. for air blowers Rated @ 200 PSI Static Pressure @ 72°F	
	1050C20	1/4 lb.	1-1/2" S x 2" Spg	5-1/8"	Clear	12	7.6	41CV		
	1050C20-05	1/2 lb.	1-1/2" S x 2" Spg	5-1/8"	Clear	12	7.6	41CV		
	1050C20-10	10 lb.	1-1/2" S x 2" Spg	5-1/8"	Clear	12	7.6	41CV		
		1050C20-12	12 lb.	1-1/2" S x 2" Spg	5-1/8"	Clear	12	7.6	41CV	UL Listed
		1050C20-15	15 lb.	1-1/2" S x 2" Spg	5-1/8"	Clear	12	7.6	41CV	
		1052C20	2 lb.	1-1/2" S x 2" Spg	5-1/8"	Clear	12	7.6	41CV	
		1053C20	3 lb.	1-1/2" S x 2" Spg	5-1/8"	Clear	12	7.6	41CV	
		1055C20	5 lb.	1-1/2" S x 2" Spg	5-1/8"	Clear	12	7.6	41CV	
	1050C20	1/4 lb.	1-1/2" S x 2" Spg	4"	Clear	12	6	41CV		
<b>Clear Compact</b> 	<b>Clear Compact</b>									
	S1050C20	1/4 lb.	1-1/2" S x 2" Spg	4"	Clear	12	6	41CV	Clear PVC	
	S1050C20-05	1/2 lb.	1-1/2" S x 2" Spg	4"	Clear	12	6	41CV	1/4 lb. for air blowers Rated @ 200 PSI Static Pressure @ 72°F	
	S1052C20	2 lb.	1-1/2" S x 2" Spg	4"	Clear	12	6	41CV		

### Adjustable Spring Check Valves – Series 1200, 1700 *(Rated @ 200 PSI Static Pressure @ 72°F)*

	Part No.	Spring Tension	IPS Size & Connection	Body Length	Color	Pkg. Qty.	Case (lbs.)	Product Class	Specifications	
<b>White PVC FPT x FPT</b> Factory Set at 5 lb. 	<b>White PVC FPT x FPT</b>									
	1205-05	2 – 5 lb.	1/2"	4-1/8"	White	20	5.0	41CV	Adjusting nut 1-1/2 turn = 1 lb. force NSF/ANSI 61+372 Except: 1205V07	
	1205-07	2-1/2 – 5 lb.	3/4"	4-1/8"	White	20	5.0	41CV		
	1205-10	4-1/8 – 17 lb.	1"	5-1/4"	White	20	9.0	41CV		
	1205-12	4 – 50 lb.	1-1/4"	6-3/16"	White	15	12.3	41CV		
	1205-15	3-1/2 – 50 lb.	1-1/2"	6-3/16"	White	15	12.3	41CV		
	1205-20	1-3/4 – 14-1/2 lb.	2"	7-1/2"	White	10	15.5	41CV		
	1205-07-20	20 lb.	3/4"	4-1/8"	White	20	5.0	41CV		
	1205V07	5 lb.	3/4" w/VITON	4-1/8"	White	20	5.0	41CV		
	<b>White PVC S x S</b> 	<b>White PVC S x S</b>								
1225-07		2-1/2 – 5 lb.	3/4"	4-1/8"	White	20	4.5	41CV		Adjusting nut 1-1/2 turn = 1 lb. force NSF/ANSI 61+372 Except: 1228V15
1225-10		4-1/4 – 17 lb.	1"	5-1/4"	White	20	8.5	41CV		
1225-15		3-1/2 – 50 lb.	1-1/2"	6-3/16"	White	15	13.5	41CV		
1228V15		30 lb.	1-1/2"	6-3/16" w/VITON	White	15	12.5	41CV		

FLOW MANAGEMENT

## SPRING CHECK VALVES

White PVC  
FPT x MPT



White PVC  
True Union



Vacuum  
Relief Valve  
Factory Set  
at 1/2 lb.



Part No.	Spring Tension	IPS Size	Body Length	Color	Pkg. Qty.	Case (lbs.)	Product Class	Specifications
White PVC FPT x MPT								
1235-05	2 – 4-1/2 lb.	1/2"	4-1/8"	White	20	4.5	41CV	PVC. Adjusting nut 1-1/2 turn = 1 lb. force NSF/ANSI 61+372
1235-07	2-1/2 – 5 lb.	3/4"	4-1/8"	White	20	4.5	41CV	
1235-10	4-1/4 – 17 lb.	1"	5-1/4"	White	20	8.5	41CV	
1235-05-30	30 lb.	1/2"	4-1/8"	White	20	4.5	41CV	
White PVC True Union								
1750-20	1 – 14 lb.	2" U x U	9-3/4"	White	10	23.0	41CV	PVC. Adjusting nut 1-1/2 turn = 1 lb. force NSF/ANSI 61+372
1753-20	15 – 30 lb.	2" U x U	9-3/4"	White	10	23.0	41CV	
Vacuum Relief Valve								
1171V57	1/2 lb.	1/2" S x 3/4" MPT	4-1/8"	Black	20	4.0	41CV	Adjusting nut 1-1/2 turn = 1 lb. force. Polypropylene with cap and VITON seals Not yet rated

## Adjustable Inline Spring Check Valve

FF



FM



MF



WCV



UCV



Part No.	Ref. No.	IPS Size & Connection	Body Length	Pkg. Qty.	Case (lbs.)	Product Class	Specifications
Gray PVC							
CV-0500-FF	1100-05	1/2" FPT x FPT	2-3/4"	100	11.0	41CV	Preset @ approx. 5 lb. with EPDM Seal. Adjusting nut 1-1/2 turn = 1 lb. force
CV-0500-FM		1/2" FPT x MPT	2-1/2"	100	11.0	41CV	
CV-0500-MF	1101-05	1/2" MPT x FPT	2-3/4"	100	11.0	41CV	
CV-0575-FM		1/2" FPT x 3/4" MPT	2-1/2"	100	13.0	41CV	
CV-0750-FF	1100-07	3/4" FPT x FPT	3"	60	8.2	41CV	
CV-0750-FM	1102-07	3/4" FPT x MPT	2-7/8"	60	8.2	41CV	
CV-0750-MF	1101-07	3/4" MPT x FPT	2-7/8"	60	8.2	41CV	
CV-1000-FF	1100-10	1" FPT x FPT	3"	40	9.0	41CV	
CV-1000-FM		1" FPT x MPT	3"	40	7.0	41CV	
CV-1000-MF		1" MPT x FPT	3"	40	7.0	41CV	
White PVC							
WCV-0750-MF		3/4" MPT x FPT	2-7/8"	60	8.2	41CV	Preset @ approx. 5 lb. with EPDM Seal. Adjusting nut 1-1/2 turn = 1 lb. force
WCV-1000-MF		1" MPT x FPT	3"	40	7.0	41CV	
UV Resistant Tan PVC							
UCV-0500-FF		1/2" FPT x FPT	2-3/4"	100	11.0	41CV	UV Resistant PVC
UCV-0500-MF		1/2" MPT x FPT	2-3/4"	100	11.0	41CV	
UCV-0750-FF		3/4" FPT x FPT	3"	60	8.2	41CV	
UCV-0750-MF		3/4" MPT x FPT	2-7/8"	60	8.2	41CV	
UCV-1000-FF		1" FTP x FPT	3"	40	9.0	41CV	

## Breakaway Coupling Valves

Flo-Check  
Breakaway  
Coupling —  
Cal Trans  
Orange










Part No.	IPS Size & Connection	Body Length	Color	Pkg. Qty.	Case (lbs.)	Product Class	Specifications
Flo-Check Breakaway Coupling – Cal Trans Orange							
1010-05-0	1/2" FPT x 1/2" FPT	2-1/4"	Orange	30	2.5	41CV	Rated @ 150 PSI Static Pressure @ 72°F
1010-07-0	3/4" FPT x 3/4" FPT	2-3/8"	Orange	25	3.5	41CV	

Note: To be used on galvanized or iron pipe only.

## SWING CHECK VALVES

Swing Check Valves – Series 1500 (Rated @ 125 PSI Static Pressure @ 72°F)

	Part No.	Ref. No.	IPS Size & Connection	Body Length	Color	Pkg. Qty.	Case (lbs.)	Product Class	Specifications
 <p>White PVC Compression</p>	White PVC Compression								
	1500-12	KSC-1250-C	1-1/4" UC x UC	8-1/2"	White	12	13.6	41CV	NSF/ANSI 61+372
	1500-15	KSC-1500-C	1-1/2" UC x UC	8-1/2"	White	12	14.2	41CV	
	1500-20	KSC-2000-C	2" UC x UC	9-1/2"	White	12	20.8	41CV	
	1500-30	KSC-3000-C	3" UC x UC	13-3/8"	White	2	10.1	41CV	
Clear PVC Compression									
 <p>Clear PVC Compression</p>	1500C15	KSCC-1500-C	1-1/2" UC x UC	8-1/2"	Clear	12	14.2	41CV	Clear PVC with white CAPS NFS/ANSI 61+372
	1500C20	KSCC-2000-C	2" UC x UC	9-31/2"	Clear	12	20.8	41CV	
 <p>White PVC Threaded</p>	White PVC Threaded								
	1520-05F	KSC-0500-T	1/2" FPT x FPT	3-1/2"	White	20	4.0	41CV	PVC NSF/ANSI 61+372
	1520-07F	KSC-0750-T	3/4" FPT x FPT	3-1/2"	White	25	6.0	41CV	
	1520-10F	KSC-1000-T	1" FPT x FPT	5-1/8"	White	25	9.8	41CV	
	1520-12F	KSC-1250-T	1-1/4" FPT x FPT	5-1/4"	White	12	7.6	41CV	
	1520-15F	KSC-1500-T	1-1/2" FPT x FPT	5-3/4"	White	12	8.2	41CV	
	1520-20F	KSC-2000-T	2" FPT x FPT	6"	White	12	12.4	41CV	
	1520-20ST		2" FPT x S	6"	White	12	12.4	41CV	
White PVC S x S									
 <p>White PVC S x S</p>	1520-05	KSC-0500-S	1/2" S x S	3-1/2"	White	20	4.0	41CV	PVC NSF/ANSI 61+372 Except: 1520V20
	1520-07	KSC-0750-S	3/4" S x S	3-1/2"	White	25	6.0	41CV	
	1520-10	KSC-1000-S	1" S x S	5-1/8"	White	25	9.8	41CV	
	1520-12	KSC-1250-S	1-1/4" S x S	5-1/4"	White	12	7.6	41CV	
	1520-15	KSC-1500-S	1-1/2" S x S	5-3/4"	White	12	8.2	41CV	
	1520-20	KSC-2000-S	2" S x S	6"	White	12	12.4	41CV	
	1520-30		3" S x S	9"	White	4	11.0	41CV	
	1520-40		4" S x S	9-1/2"	White	1	4.3	41CV	
	1520V20		2" S x S w/ VITON Seal	6"	White	12	12.4	41CV	
	CPVC								
 <p>CPVC</p>	1520H10		1" S x S	5-1/8"	Gray	25	9.8	41CV	CPVC
	1520H15		1-1/2" S x S	5-3/4"	Gray	12	8.2	41CV	
	1520H20		2" S x S	6"	Gray	12	12.4	41CV	
	1520H30		3" S x S	9"	Gray	4	11.0	41CV	
	1520H40		4" S x S	9-1/2"	Gray	1	4.3	41CV	
 <p>Clear PVC Threaded</p>	Clear PVC Threaded								
	1520C05F	KSCC-0500-T	1/2" FPT x FPT	3-1/2"	Clear	20	4.0	41CV	Clear PVC NSF/ANSI 61+372
	1520C07F	KSCC-0750-T	3/4" FPT x FPT	3-1/2"	Clear	25	6.0	41CV	
	1520C10F	KSCC-1000-T	1" FPT x FPT	5-1/8"	Clear	25	9.8	41CV	
	1520C15F	KSCC-1500-T	1-1/2" FPT x FPT	5-3/4"	Clear	12	7.6	41CV	
	1520C15FV	KSCC-1500-T	1-1/2" FPT x FPT	5-3/4"	Clear	12	7.0	41CV	
	1520C20F	KSCC-2000-T	2" FPT x FPT	6"	Clear	12	8.2	41CV	
Clear PVC S x S									
 <p>Clear PVC S x S</p>	1520C05	KSCC-0500-S	1/2" S x S	3-1/2"	Clear	20	4.0	41CV	Clear PVC NSF/ANSI 61+372 Except 1520C15V, 1520C20V
	1520C07	KSCC-0750-S	3/4" S x S	3-1/2"	Clear	25	6.0	41CV	
	1520C10	KSCC-1000-S	1" S x S	5-1/8"	Clear	25	9.8	41CV	
	1520C12	KSCC-1250-S	1-1/4" S x S	5-1/4"	Clear	12	7.6	41CV	
	1520C15	KSCC-1500-S	1-1/2" S x S	5-3/4"	Clear	12	8.2	41CV	
	1520C20	KSCC-2000-S	2" S x S	6"	Clear	12	12.4	41CV	
	1520C30		3" S x S	9"	Clear	4	11.0	41CV	
	1520C40		4" S x S	9-1/2"	Clear	1	4.3	41CV	
	1520C15V		1-1/2" S x S w/ VITON Seal	5-3/4"	Clear	12	8.2	41CV	
	1520C20V		2" S x S w/ VITON Seal	6"	Clear	12	8.2	41CV	

## SPRING CHECK VALVES

### Swing Check Valves – Series 1700 & Low-Profile (Rated @ 125 PSI Static Pressure @ 72°F)

White PVC True Union



Clear PVC True Union



PVC Low-Profile Swing Check Valve



Part No.	Ref. No.	IPS Size & Connection	Body Length	Color	Pkg. Qty.	Case (lbs.)	Product Class	Specifications
White PVC True Union								
1720-07		3/4" U x U	5-1/2"	White	20	10.0	41CV	PVC NSF/ANSI 61+372
1720-10		1" U x U	6-7/8"	White	20	15.0	41CV	
1720-15	KSC-1500-SU	1-1/2" U x U	8"	White	12	14.2	41CV	
1720-20	KSC-2000-SU	2" U x U	9-5/8"	White	12	22.6	41CV	
1720-30	KSC-3000-SU	3" U x U	13-1/4"	White	6	24.7	41CV	
Clear PVC True Union								
1720C07	KSCC-0750-SU	3/4" U x U	5-1/2"	Clear	20	10.0	41CV	PVC Clear body with white nuts and tailpieces NSF/ANSI 61+372
1720C10	KSCC-1000-SU	1" U x U	6-7/8"	Clear	20	15.0	41CV	
1720C15	KSCC-1500-SU	1-1/2" U x U	8"	Clear	12	14.2	41CV	
1720C20	KSCC-2000-SU	2" U x U	9-5/8"	Clear	12	22.6	41CV	
1720C30	KSCC-3000-SU	3" U x U	13-1/4"	Clear	6	24.7	41CV	
PVC Low-Profile Swing Check Valve								
KSL-0500-S		1/2"	5"	White	18	8.2	41CV	PVC NSF/ANSI 61+372
KSL-0750-S		3/4"	5"	White	18	8.2	41CV	
KSL-1000-S		1"	4-3/4"	White	18	7.3	41CV	
KSL-1250-S		1-1/4"	5-1/4"	White	12	8.2	41CV	
KSL-1500-S		1-1/2"	5-1/2"	White	12	8.8	41CV	
KSL-2000-S		2"	6-1/2"	White	8	8.2	41CV	

### Sump Pump Valves (Rated @ 125 PSI Static Pressure @ 72°F)

Sump Pump Valve



Part No.	Ref. No.	IPS Size & Connection	Body Length	Check Valve Color	Pkg. Qty.	Case (lbs.)	Product Class	Specifications
Sump Pump Valve								
1400-15		1-1/4" or 1-1/2" UC	5-1/4"	White	12	7.6	41CV	Buna "N" Gaskets are included in both 1-1/4" and 1-1/2" size applications

### Checkmate (Rated @ 125 PSI Static Pressure @ 72°F)

U x S

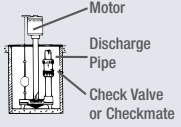


U x U



UC x UC



Part No.	Ref. No.	IPS Size & Connection	Body Length	Check Valve Color	Pkg. Qty.	Case (lbs.)	Product Class	Specifications
Checkmate								
2200-15	BCX-1500-S	1-1/2" U x S	8"	White	12	19.6	41BV	
2200-15UC		1-1/2" UC x UC	10-3/4"	White	12	24.4	41BV	
2200-15TU		1-1/2" U x U	10-1/2"	White	12	25.6	41BV	
2200-20	BCX-2000-S	2" U x S	9-3/8"	White	12	28.0	41BV	
2200C20TU		2" U x U	12-3/8"	Clear	12	37.0	41BV	
2200-20UC		2" UC x UC	12-5/16"	White	12	35.8	41BV	
2200-20TU		2" U x U	12-3/8"	White	12	37.0	41BV	

## POOL DIVERter VALVE

CPVC Three-Way Diverter Valve



PVC Single Union Serviceable



PVC Single Union Serviceable



Part No.	IPS Size & Connection	Body Length	Color	Pkg. Qty.	Case (lbs.)	Product Class	Specifications
CPVC Three-Way Diverter Valve							
1930-15	1-1/2"	7"	Tan	1	2.2	41PV	Rated @ 125 PSI Static Pressure @ 160°F
1930-20	2" S x 2-1/2" Spg	7"	Tan	1	2.4	41PV	
PVC Single Union Serviceable							
1350-15	1-1/2" S x S	5-1/8"	White	12	13.6	41BV	Rated @ 150 PSI Static Pressure @ 72°F
1350-20	2" S x S	6"	White	6	10.9	41BV	
1351-15	1-1/2" FPT x FPT	5-1/8"	White	12	13.6	41BV	
1351-20	2" FPT x FPT	6"	White	6	10.9	41BV	
PVC Single Union Serviceable							
WSU-1520-S	1-1/2" + 2" x 1-1/2" + 2" IPS HUB and SPIGOT	5"	White	8	7.8	42LT	Rated @ 150 PSI Static Pressure @ 72°F

## MIP (MOLDED-IN-PLACE) BALL VALVES *(Rated @ 150 PSI Static Pressure @ 72°F)*

MIP Non-Serviceable WHITE 1/2" - 2"



MIP Non-Serviceable WHITE 2-1/2" - 4"



MIP Non-Serviceable GRAY



Part No.	IPS Size & Connection	Body Length	Color	Pkg. Qty.	Case (lbs.)	Product Class
MIP Non-Serviceable WHITE						
E1310-05	1/2" S x S	3-1/4"	White	36	6.4	41MV
E1310-07	3/4" S x S	3-3/4"	White	18	5.5	41MV
E1310-10	1" S x S	4-1/4"	White	25	11.0	41MV
E1310-12	1-1/4" S x S	4-1/2"	White	12	9.4	41MV
E1310-15	1-1/2" S x S	5-1/4"	White	12	10.0	41MV
E1310-20	2" S x S	5-3/4"	White	6	7.9	41MV
E1310-25	2-1/2" S x S	7"	White	6	19.3	41MV
E1310-30	3" S x S	8-1/2"	White	2	8.8	41MV
E1310-40	4" S x S	11-1/2"	White	1	10.0	41MV
E1310-60	6" S x S	16"	White	1	22.3	41MV
E1320-05	1/2" FPT x FPT	3-1/4"	White	36	6.4	41MV
E1320-07	3/4" FPT x FPT	3-1/4"	White	18	5.5	41MV
E1320-10	1" FPT x FPT	4-1/4"	White	25	11.0	41MV
E1320-12	1-1/4" FPT x FPT	4-1/4"	White	12	9.4	41MV
E1320-15	1-1/2" FPT x FPT	5-1/2"	White	12	10.0	41MV
E1320-20	2" FPT x FPT	5-3/4"	White	6	7.9	41MV
E1320-25	2-1/2" FPT x FPT	7"	White	6	19.3	41MV
E1320-30	3" FPT x FPT	8-1/2"	White	2	8.8	41MV
E1320-40	4" FPT x FPT	11-1/2"	White	1	10.0	41MV
MIP Non-Serviceable GRAY						
E1610-05	1/2" S x S	3-1/4"	Gray	36	6.4	41MV
E1610-07	3/4" S x S	3-3/4"	Gray	18	5.5	41MV
E1610-10	1" S x S	4-1/4"	Gray	25	11.0	41MV
E1610-12	1-1/4" S x S	4-1/2"	Gray	12	9.4	41MV
E1610-15	1-1/2" S x S	5-1/4"	Gray	12	10.0	41MV
E1610-20	2" S x S	5-3/4"	Gray	6	7.9	41MV
E1620-05	1/2" FPT x FPT	3-1/4"	Gray	36	6.4	41MV
E1620-07	3/4" FPT x FPT	3-1/4"	Gray	18	5.5	41MV
E1620-10	1" FPT x FPT	4-1/4"	Gray	25	11.0	41MV
E1620-12	1-1/4" FPT x FPT	4-1/4"	Gray	12	9.4	41MV
E1620-15	1-1/2" FPT x FPT	5-1/2"	Gray	12	10.0	41MV
E1620-20	2" FPT x FPT	5-3/4"	Gray	6	7.9	41MV

FLOW MANAGEMENT

## TRUE UNION BALL VALVES

PVC Sch. 80 True Union Serviceable



PVC Sch. 80 True Union Handles



Part No.	IPS Size & Connection	Body Length	Pkg. Qty.	Case (lbs.)	Product Class	Specifications
PVC Sch. 80 True Union Serviceable						
BTU-0500-E	1/2" EPDM Slip & Threaded	4"	18	8.2	42BV	Connection in both slip & threaded included Rated @ 150 PSI Static Pressure @ 72°F
BTU-0500-V	1/2" VITON Slip & Threaded	4"	18	8.2	42BV	
BTU-0750-E	3/4" EPDM Slip & Threaded	4-3/4"	10	7.5	42BV	
BTU-0750-V	3/4" VITON Slip & Threaded	4-3/4"	10	7.5	42BV	
BTU-1000-E	1" EPDM Slip & Threaded	5-1/4"	8	8.6	42BV	
BTU-1000-V	1" VITON Slip & Threaded	5-1/4"	8	8.6	42BV	
BTU-1250-E	1-1/4" EPDM Slip & Threaded	6"	4	7.6	42BV	
BTU-1250-V	1-1/4" VITON Slip & Threaded	6"	4	7.6	42BV	
BTU-1500-E	1-1/2" EPDM Slip & Threaded	6-1/4"	4	7.8	42BV	
BTU-1500-V	1-1/2" VITON Slip & Threaded	6-1/4"	4	7.8	42BV	
BTU-2000-E	2" EPDM Slip & Threaded	7"	2	6.0	42BV	
BTU-2000-V	2" VITON Slip & Threaded	7"	2	6.0	42BV	
BTU-2500-SE	2-1/2" SLIP EPDM	11"	1	11.0	42BV	
BTU-2500-SV	2-1/2" SLIP with Viton O-Rings	11"	1	11.0	42BV	
BTU-2500-TE	2-1/2" FPT EPDM	11"	1	11.0	42BV	
BTU-2500-TV	2-1/2" FIPT	11"	1	11.0	42BV	
BTU-3000-SE	3" SLIP EPDM	11"	1	11.4	42BV	
BTU-3000-SV	3" SLIP with Viton O-Rings	11"	1	11.4	42BV	
BTU-3000-TE	3" FPT EPDM	11"	1	11.4	42BV	
BTU-3000-TV	3" FPT with Viton O-Rings	11"	1	11.4	42BV	
BTU-4000-SE	4" SLIP EPDM BLK TRUE UNION	12-1/2"	1	19.1	42BV	
BTU-4000-SV	4" SLIP with Viton O-Rings	12-1/2"	1	19.1	42BV	
BTU-4000-TE	4" FPT EPDM BLK TRUE VALVE	12-1/2"	1	19.1	42BV	
BTU-4000-TV	4" FPT with Viton O-Rings	12-1/2"	1	19.1	42BV	
PVC Sch. 80 True Union Handles						
BTU-0500-HL	1/2" Red Blocked True Union Handle	N/A	N/A	N/A	96MC	
BTU-0750-HL	3/4" Red Blocked True Union Handle	N/A	N/A	N/A	96MC	
BTU-1000-HL	1" Red Blocked True Union Handle	N/A	N/A	N/A	96MC	
BTU-1250-HL	1-1/4" Red Blocked True Union Handle	N/A	N/A	N/A	96MC	
BTU-1500-HL	1-1/2" Red Blocked True Union Handle	N/A	N/A	N/A	96MC	
BTU-2000-HL	2" Red Blocked True Union Handle	N/A	N/A	N/A	96MC	

## PVC LO-TORQUE BALL VALVES (GRAY)

PVC Sch. 80 LO-TORQUE



Part No.	IPS Size & Connection	Body Length	Pkg. Qty.	Case (lbs.)	Product Class	Specifications
PVC Sch. 80 LO-TORQUE						
LT-0500-S	1/2" LO-TORQUE BALL VALVE SLIP	3-1/2"	36	8.2	42LT	Rated @ 150 PSI Static Pressure @ 72°F NSF/ANSI 61+732 (Except Viton) UPC
LT-0500-SV	1/2" LO-TORQUE VALVE VITON SLIP	3-1/2"	36	8.2	42LT	
LT-0500-T	1/2" LO-TORQUE VALVE FPT	3-1/2"	36	8.2	42LT	
LT-0500-TSV	1/2" BALL VALVE VITON FPT/SLIP	3-1/2"	36	8.2	42LT	
LT-0500-TV	1/2" GRAY PVC BALL VALVE VITON FPT	3-1/2"	36	8.2	42LT	
LT-0750-S	3/4" LO-TORQUE BALL VALVE SLIP	4"	24	9.4	42LT	
LT-0750-SV	3/4" LO-TORQUE BALL VALVE VITON SLIP	4"	24	9.4	42LT	
LT-0750-T	3/4" LO-TORQUE BALL VALVE FPT	4"	24	9.4	42LT	
LT-0750-TSV	3/4" BALL VAL VITON FPT/SLIP	4"	24	9.4	42LT	
LT-0750-TV	3/4" LO-TORQUE BALL VALVE VITON FPT	4"	24	9.4	42LT	
LT-1000-S	1" LO-TORQUE BALL VALVE SLIP	4-1/2"	18	10.0	42LT	
LT-1000-SV	1" LO-TORQUE VALVE VITON SLIP	4-1/2"	18	10.0	42LT	
LT-1000-T	1" LO-TORQUE BALL VALVE FPT	4-1/2"	18	10.0	42LT	
LT-1000-TSV	1" LO-TORQUE ISP/SOC VITON	4-1/2"	18	10.0	42LT	
LT-1000-TV	1" GRAY PVC BALL VALVE FPT	4-1/2"	18	10.0	42LT	
LT-1250-S	1-1/4" LO-TORQUE BALL VALVE SLIP	5-1/4"	8	7.8	42LT	
LT-1250-SC	1-1/4" GRAY CPVC BALL VALVE SLIP	5-1/4"	8	7.8	42LT	
LT-1250-SV	1-1/4" LO-TORQUE VALVE VITON SLIP	5-1/4"	8	7.8	42LT	
LT-1250-T	1-1/4" LO-TORQUE BALL VALVE FPT	5-1/4"	8	7.8	42LT	
LT-1250-TSV	1-1/2" GRAY BALL VALVE VITON FPT/SLIP	5-1/4"	8	7.8	42LT	
LT-1250-TV	1-1/4" GRAY PVC VALVE VITON FPT	5-1/4"	8	7.8	42LT	
LT-1500-S	1-1/2" LO-TORQUE BALL VALVE SLIP	5-3/4"	6	7.3	42LT	
LT-1500-SV	1-1/2" LO-TORQUE VITON SLIP	5-3/4"	6	7.3	42LT	
LT-1500-T	1-1/2" LO-TORQUE BALL VALVE FPT	5-3/4"	6	7.3	42LT	
LT-1500-TSV	1-1/2" BALL VALVE VITON FPT/SLIP	5-3/4"	6	7.3	42LT	
LT-1500-TV	1-1/2" LO-TORQUE BALL VALVE FPT	5-3/4"	6	7.3	42LT	
LT-2000-S	2" LO-TORQUE BALL VALVE SLIP	6-1/2"	4	7.8	42LT	
LT-2000-SV	2" LO-TORQUE BALL VALVE VIT SLIP	6-1/2"	4	7.8	42LT	
LT-2000-T	2" LO-TORQUE BALL VALVE FPT	6-1/2"	4	7.8	42LT	
LT-2000-TSV	2" PVC BALL VALVE FPT x SLIP VITON	6-1/2"	4	7.8	42LT	
LT-2000-TV	2" GRAY PVC BALL VALVE VITON FPT	6-1/2"	4	7.8	42LT	



## LO-TORQUE BALL VALVES (WHITE)

PVC Sch. 40  
LO-TORQ



Part No.	IPS Size & Connection	Body Length	Pkg. Qty.	Case (lbs.)	Product Class	Specifications
PVC Sch. 40 LO-TORQ						
WLT-0500-S	1/2" Sch. 40 LO-TORQUE VALVE/SLIP	3-1/2"	36	8.2	42LT	PVC Rated @ 150 PSI Static Pressure @ 72°F NSF/ANSI 61+372 UPC
WLT-0500-T	1/2" Sch. 40 LO-TORQUE VALVE/FPT	3-1/2"	36	8.2	42LT	
WLT-0750-S	3/4" Sch. 40 LO-TORQUE VALVE/SLIP	4"	24	9.4	42LT	
WLT-0750-T	3/4" Sch. 40 LO-TORQUE VALVE/FPT	4"	24	9.4	42LT	
WLT-1000-S	1" Sch. 40 LO-TORQUE VALVE/SLIP	4-1/2"	18	10.0	42LT	
WLT-1000-T	1" Sch. 40 LO-TORQUE VALVE/FPT	4-1/2"	18	10.0	42LT	
WLT-1250-S	1-1/4" Sch. 40 LO-TORQUE VALVE/SLIP	5-1/4"	8	7.8	42LT	
WLT-1250-T	1-1/4" Sch. 40 LO-TORQUE VALVE/FPT	5-1/4"	8	7.8	42LT	
WLT-1500-S	1-1/2" LO-TORQUE BALL VALVE/SLIP	5-3/4"	6	7.3	42LT	
WLT-1500-T	1-1/2" LO-TORQUE BALL VALVE/FPT	5-3/4"	6	7.3	42LT	
WLT-2000-S	2" SCH. 40 LO-TORQUE VALVE/SLIP	6-1/2"	4	7.8	42LT	
WLT-2000-T	2" SCH. 40 LO-TORQUE VALVE/FPT	6-1/2"	4	7.8	42LT	

## CPVC CTS BALL VALVES

CPVC CTS  
Ball Valve  
TAN



Part No.	IPS Size & Connection	Body Length	Pkg. Qty.	Case (lbs.)	Product Class	Specifications
CPVC CTS Ball Valve TAN						
C1310-05	1/2" CTS S x S	3-1/4"	25	6.0	41MV	
C1310-07	3/4" CTS S x S	4"	25	7.0	41MV	
C1310-10	1" CTS S x S	4-1/4"	25	11.0	41MV	
C1310-12	1-1/4" CTS S x S	4-1/2"	25	14.0	41MV	
C1310-15	1-1/2" CTS S x S	5-1/2"	25	14.0	41MV	
C1310-20	2" CTS S x S	6"	15	18.0	41MV	

## ECONOMY BALL VALVES

PVC Sch. 40  
Economy Ball  
Valve WHITE



Part No.	IPS Size & Connection	Body Length	Pkg. Qty.	Case (lbs.)	Product Class	Specifications
PVC Sch. 40 Economy Ball Valve WHITE						
EBV-0500-S	1/2" Ball Valve SLIP - Sch. 40	2-3/4"	48	8.2	42EB	PVC Rated @ 150 PSI Static Pressure @ 72°F NSF/ANSI 61+372 UPC
EBV-0500-T	1/2" Ball Valve FPT - Sch. 40	2-3/4"	48	8.2	42EB	
EBV-0750-S	3/4" Ball Valve SLIP - Sch. 40	3-1/8"	36	8.2	42EB	
EBV-0750-ST	3/4" Ball Valve S/T - Sch. 40	3-1/8"	36	8.2	42EB	
EBV-0750-T	3/4" Ball Valve FPT - Sch. 40	3-1/8"	36	8.2	42EB	
EBV-1000-S	1" Ball Valve SLIP - Sch. 40	3-3/4"	24	8.2	42EB	
EBV-1000-T	1" Ball Valve FPT - Sch. 40	3-3/4"	24	8.2	42EB	
EBV-1250-S	1-1/4" Ball Valve SLIP - Sch. 40	5"	8	5.8	42EB	
EBV-1250-T	1-1/4" Ball Valve FPT - Sch. 40	5"	8	5.8	42EB	
EBV-1500-S	1-1/2" Ball Valve SLIP - Sch. 40	5-1/4"	8	6.2	42EB	
EBV-1500-T	1-1/2" Ball Valve FPT - Sch. 40	5-1/4"	8	6.2	42EB	
EBV-2000-S	2" Ball Valve SLIP - Sch. 40	6"	6	7.6	42EB	
EBV-2000-T	2" Ball Valve FPT - Sch. 40	6"	6	7.6	42EB	

PVC Sch. 80  
Economy Ball  
Valve GRAY



Part No.	IPS Size & Connection	Body Length	Pkg. Qty.	Case (lbs.)	Product Class	Specifications
PVC Sch. 80 Economy Ball Valve GRAY						
EBVG-0500-S	1/2" GRAY Ball Valve SLIP - Sch. 80	2-3/4"	48	8.2	42EB	PVC Rated @ 150 PSI Static Pressure @ 72°F NSF/ANSI 61+372 UPC
EBVG-0500-T	1/2" GRAY Ball Valve FPT - Sch. 80	2-3/4"	48	8.2	42EB	
EBVG-0750-S	3/4" GRAY Ball Valve SLIP - Sch. 80	3-1/8"	36	8.2	42EB	
EBVG-0750-T	3/4" GRAY Ball Valve FPT - Sch. 80	3-1/8"	36	8.2	42EB	
EBVG-1000-S	1" GRAY Ball Valve SLIP - Sch. 80	3-3/4"	24	8.2	42EB	
EBVG-1000-T	1" GRAY Ball Valve FPT - Sch. 80	3-3/4"	24	8.2	42EB	
EBVG-1250-S	1-1/4" GRAY Ball Valve SLIP - Sch. 80	5"	8	5.8	42EB	
EBVG-1250-T	1-1/4" GRAY Ball Valve FPT - Sch. 80	5"	8	5.8	42EB	
EBVG-1500-S	1-1/2" GRAY Ball Valve SLIP - Sch. 80	5-1/4"	8	6.2	42EB	
EBVG-1500-T	1-1/2" GRAY Ball Valve FPT - Sch. 80	5-1/4"	8	6.2	42EB	
EBVG-2000-S	2" GRAY Ball Valve SLIP - Sch. 80	6"	6	7.6	42EB	
EBVG-2000-T	2" GRAY Ball Valve FPT - Sch. 80	6"	6	7.6	42EB	

PVC Sch. 40  
Economy Handle  
BLUE



Part No.	IPS Size & Connection	Body Length	Pkg. Qty.	Case (lbs.)	Product Class	Specifications
PVC Sch. 40 Economy Handle BLUE						
EBV-0500-BHL	1/2" BLUE Residential Ball Valve Handle	N/A	N/A	N/A	96MC	
EBV-0750-BHL	3/4" BLUE Residential Ball Valve Handle	N/A	N/A	N/A	96MC	
EBV-1000-BHL	1" BLUE Residential Ball Valve Handle	N/A	N/A	N/A	96MC	
EBV-1500-BHL	1-1/2" BLUE Residential Ball Valve Handle	N/A	N/A	N/A	96MC	
EBV-2000-BHL	2" BLUE Residential Ball Valve Handle	N/A	N/A	N/A	96MC	

## GATE VALVES

PVC Sch. 40 Gate Valve WHITE



PVC Sch. 80 Gate Valve GRAY










Acetal Gate Valve BRONZE



Part No.	IPS Size & Connection	Body Length	Pkg. Qty.	Case (lbs.)	Product Class	Specifications	
<b>PVC Sch. 40 Gate Valve WHITE</b>							
GVP-0500-S	1/2" PVC SLIP Gate Valve	4-1/2"	24	8.2	42GV	PVC Rated @ 150 PSI Static Pressure @ 72°F NSF/ANSI 61+372 (Except Viton) UPC (Slip Only)	
GVP-0500-T	1/2" PVC FPT Gate Valve	4-1/2"	24	8.2	42GV		
GVP-0750-S	3/4" PVC Slip Gate Valve	5"	20	8.0	42GV		
GVP-0750-T	3/4" PVC FPT Gate Valve	5"	20	8.0	42GV		
GVP-1000-S	1" PVC Slip Gate Valve	5-1/4"	16	8.2	42GV		
GVP-1000-T	1" PVC FPT Gate Valve	5-1/4"	16	8.2	42GV		
GVP-1250-S	1-1/4" PVC Slip Gate Valve	7-1/2"	8	8.2	42GV		
GVP-1250-T	1-1/4" PVC FPT Gate Valve	7-1/2"	8	8.2	42GV		
GVP-1500-S	1-1/2" PVC Slip Gate Valve	7-1/2"	6	6.7	42GV		
GVP-1500-T	1-1/2" PVC FPT Gate Valve	7-1/2"	6	6.7	42GV		
GVP-2000-S	2" PVC Slip Gate Valve	8-3/4"	4	7.6	42GV		
GVP-2000-T	2" PVC FPT Gate Valve	8-3/4"	4	7.6	42GV		
<b>PVC Sch. 80 Gate Valve GRAY</b>							
GVG-0500-S	1/2" PVC Slip Gate Valve	4-1/2"	24	8.2	42GV		PVC Rated @ 150 PSI Static Pressure @ 72°F NSF/ANSI 61+372 (Except Viton) UPC (Slip Only)
GVG-0500-SV	1/2" Slip PVC Gate Valve Viton	4-1/2"	24	8.2	42GV		
GVG-0500-T	1/2" PVC FPT Gate Valve	4-1/2"	24	8.2	42GV		
GVG-0500-TV	1/2" FPT Gate Valve Viton	4-1/2"	24	8.2	42GV		
GVG-0750-S	3/4" PVC Slip Gate Valve	5"	20	8.0	42GV		
GVG-0750-SV	3/4" Slip PVC Gate Valve Viton	5"	20	8.0	42GV		
GVG-0750-T	3/4" PVC FPT Gate Valve	5"	20	8.0	42GV		
GVG-0750-TV	3/4" FPT Gate Valve Viton	5"	20	8.0	42GV		
GVG-1000-S	1" PVC Slip Gate Valve	5-1/4"	16	8.2	42GV		
GVG-1000-SV	1" Slip PVC Gate Valve Viton	5-1/4"	16	8.2	42GV		
GVG-1000-T	1" FPT Gate Valve	5-1/4"	16	8.2	42GV		
GVG-1000-TV	1" FPT Gate Valve Viton	5-1/4"	16	8.2	42GV		
GVG-1250-S	1-1/4" PVC Slip Gate Valve	7-1/2"	8	8.2	42GV		
GVG-1250-SV	1-1/4" Slip PVC Gate Valve Viton	7-1/2"	8	8.2	42GV		
GVG-1250-T	1-1/4" PVC FPT Gate Valve	7-1/2"	8	8.2	42GV		
GVG-1250-TV	1-1/4" FPT Gate Valve Viton	7-1/2"	8	8.2	42GV		
GVG-1500-S	1-1/2" PVC Slip Gate Valve	7-1/2"	6	6.7	42GV		
GVG-1500-SV	1-1/2" Slip PVC Gate Valve Viton	7-1/2"	6	6.7	42GV		
GVG-1500-T	1-1/2" PVC FPT Gate Valve	7-1/2"	6	6.7	42GV		
GVG-1500-TV	1-1/2" FPT Gate Valve Viton	7-1/2"	6	6.7	42GV		
GVG-2000-S	2" PVC Slip Gate Valve	8-3/4"	4	7.6	42GV		
GVG-2000-SV	2" PVC Gate Valve Viton	8-3/4"	4	7.6	42GV		
GVG-2000-T	2" PVC FPT Gate Valve	8-3/4"	4	7.6	42GV		
GVG-2000-TV	2" FPT Gate Valve Viton	8-3/4"	4	7.6	42GV		
<b>Acetal Gate Valve BRONZE</b>							
GVL-0500-E	1/2" FPT Acetal Gate Valve - EPDM	4-1/2"	24	8.2	42GV	Acetal Rated @ 150 PSI Static Pressure @ 72°F NSF/ANSI 61+372 (Except Viton)	
GVL-0500-V	1/2" FPT Acetal Gate Valve - Viton	4-1/2"	24	8.2	42GV		
GVL-0750-E	3/4" FPT Acetal Gate Valve - EPDM	5"	20	8.0	42GV		
GVL-0750-V	3/4" FPT Acetal Gate Valve - Viton	5"	20	8.0	42GV		
GVL-1000-E	1" FPT Acetal Gate Valve - EPDM	5-1/4"	16	8.2	42GV		
GVL-1000-V	1" FPT Acetal Gate Valve - Viton	5-1/4"	16	8.2	42GV		
GVL-1250-E	1-1/4" FPT Acetal Gate Valve - EPDM	7-1/2"	8	8.2	42GV		
GVL-1250-V	1-1/4" FPT Acetal Gate Valve - Viton	7-1/2"	8	8.2	42GV		
GVL-1500-E	1-1/2" FPT Acetal Gate Valve - EPDM	7-1/2"	6	6.7	42GV		
GVL-1500-V	1-1/2" FPT Acetal Gate Valve - Viton	7-1/2"	6	6.7	42GV		
GVL-2000-E	2" FPT Acetal Gate Valve - EPDM	8-3/4"	4	7.6	42GV		
GVL-2000-V	2" FPT Acetal Gate Valve - Viton	8-3/4"	4	7.6	42GV		

## PVC UNIONS SCH. 80

	Part No.	IPS Size & Connection	Body Length	Color	Pkg. Qty.	Case (lbs.)	Product Class	Specifications	
 <p>Sch. 80 Union SLIP x SLIP</p>	Sch. 80 Union SLIP x SLIP								
	U-0500-S	1/2" PVC Sch. 80 Union Slip	2"	Gray	48	5.8	42UN	PVC Rated @ 150 PSI @ 72°F NSF/ANSI 61+372 (Except Viton) UPC (1/2-2" Slip Only)	
	U-0750-S	3/4" PVC Sch. 80 Union Slip	2-1/2"	Gray	24	5.8	42UN		
	U-1000-S	1" PVC Sch. 80 Union Slip	2-3/4"	Gray	18	5.5	42UN		
	U-1250-S	1-1/4" PVC Sch. 80 Union Slip	3-1/4"	Gray	12	5.8	42UN		
	U-1500-S	1-1/2" PVC Sch. 80 Union Slip	3-3/4"	Gray	12	8.2	42UN		
	U-2000-S	2" PVC Sch. 80 Union Slip	4"	Gray	6	6.1	42UN		
	U-2500-S	2-1/2" Gray PVC Union Slip	5"	Gray	4	6.8	42UN		
	U-3000-S	3" Gray PVC Union Slip	6"	Gray	2	5.0	42UN		
	U-4000-S	4" Gray PVC Union Slip	7-1/4"	Gray	2	7.6	42UN		
 <p>Sch. 80 Union FPT x FPT</p>	Sch. 80 Union FPT x FPT								
	U-0500-T	1/2" PVC Sch. 80 Union/Threaded	2"	Gray	48	5.8	42UN		
	U-0750-T	3/4" PVC Sch. 80 Union/Threaded	2-1/2"	Gray	24	5.8	42UN		
	U-1000-T	1" PVC Sch. 80 Union/Threaded	2-3/4"	Gray	18	5.5	42UN		
	U-1250-T	1-1/4" PVC Sch. 80 Union/Threaded	3-1/4"	Gray	12	5.8	42UN		
	U-1500-T	1-1/2" PVC Sch. 80 Union/Threaded	3-3/4"	Gray	12	8.2	42UN		
	U-2000-T	2" PVC Sch. 80 Union/Threaded	4"	Gray	6	6.1	42UN		
	U-2500-T	2-1/2" Gray PVC Threaded Union	5"	Gray	4	6.8	42UN		
	U-3000-T	3" Gray PVC Threaded Union	6"	Gray	2	5.0	42UN		
	U-4000-T	4" Gray PVC Threaded Union	7-1/4"	Gray	2	7.6	42UN		
 <p>Sch. 80 Union SLIP x MPT</p>	Sch. 80 Union SLIP x MPT								
	U-0500-SM	1/2" Sch. 80 Union SLIP x MIPT	3"	Gray	48	8.2	42UN		
	U-0750-SM	3/4" Sch. 80 Union SLIP x MIPT	3-1/2"	Gray	24	8.2	42UN		
	U-1000-SM	1" Sch. 80 Union SLIP x MIPT	4"	Gray	18	8.2	42UN		
	U-1250-SM	1-1/4" Sch. 80 Union SLIP x MIPT	4-1/2"	Gray	12	7.0	42UN		
	U-1500-SM	1-1/2" Sch. 80 Union SLIP x MIPT	6-3/4"	Gray	8	6.6	42UN		
U-2000-SM	2" Sch. 80 Union SLIP x MIPT	5"	Gray	6	7.6	42UN			
 <p>Sch. 80 Union SLIP x FPT</p>	Sch. 80 Union SLIP x FPT								
	U-0500-ST	1/2" Sch. 80 Union SLIP x FIPT	2"	Gray	48	4.8	42UN		
	U-0750-ST	3/4" Sch. 80 Union SLIP x FIPT	2-1/2"	Gray	24	4.8	42UN		
	U-1000-ST	1" Sch. 80 Union SLIP x FIPT	2-3/4"	Gray	18	4.5	42UN		
	U-1250-ST	1-1/4" Sch. 80 Union SLIP x FIPT	3-1/4"	Gray	12	4.8	42UN		
	U-1500-ST	1-1/2" Sch. 80 Union SLIP x FIPT	3-3/4"	Gray	8	4.8	42UN		
U-2000-ST	2" Sch. 80 Union SLIP x FIPT	4"	Gray	6	5.1	42UN			
 <p>Sch. 80 Union FPT x MPT</p>	Sch. 80 Union FPT x MPT								
	U-0500-TM	1/2" Sch. 80 Union FIPT x MIPT	3"	Gray	48	8.2	42UN		
	U-0750-TM	3/4" Sch. 80 Union FIPT x MIPT	3-1/2"	Gray	24	8.2	42UN		
	U-1000-TM	1" Sch. 80 Union FIPT x MIPT	4"	Gray	18	8.2	42UN		
	U-1250-TM	1-1/4" Sch. 80 Union FIPT x MIPT	4-1/2"	Gray	12	7.0	42UN		
	U-1500-TM	1-1/2" Sch. 80 Union FIPT x MIPT	4-3/4"	Gray	8	6.6	42UN		
U-2000-TM	2" Sch. 80 Union FIPT x MIPT	5"	Gray	6	7.6	42UN			
 <p>Sch. 80 Union SLIP x SLIP Viton O-Ring</p>	Sch. 80 Union SLIP x SLIP Viton O-Ring								
	U-0500-SV	1/2" Sch. 80 SLIP Viton Union	2"	Gray	48	5.8	42UN		
	U-0750-SV	3/4" Sch. 80 SLIP Viton Union	2-1/2"	Gray	24	5.8	42UN		
	U-1000-SV	1" Sch. 80 SLIP Viton Union	2-3/4"	Gray	18	5.5	42UN		
	U-1250-SV	1-1/4" Sch. 80 SLIP Viton Union	3-1/4"	Gray	12	5.8	42UN		
	U-1500-SV	1-1/2" Sch. 80 SLIP Viton Union	3-3/4"	Gray	12	8.2	42UN		
	U-2000-SV	2" Sch. 80 SLIP Viton Union	4"	Gray	6	6.1	42UN		
	U-2500-SV	2-1/2" Gray Union Slip - Viton	5"	Gray	4	6.8	42UN		
	U-3000-SV	3" Gray PVC Union Slip - Viton	6"	Gray	2	5.0	42UN		
	U-4000-SV	4" Gray PVC Union Slip - Viton	7-1/4"	Gray	2	7.6	42UN		
 <p>Sch. 80 Union FPT x FPT Viton O-Ring</p>	Sch. 80 Union FPT x FPT Viton O-Ring								
	U-0500-TV	1/2" Sch. 80 THRD Viton Union	2"	Gray	48	5.8	42UN		
	U-0750-TV	3/4" Sch. 80 THRD Viton Union	2-1/2"	Gray	24	5.8	42UN		
	U-1000-TV	1" Sch. 80 THRD Viton Union	2-3/4"	Gray	18	5.5	42UN		
	U-1250-TV	1-1/4" Sch. 80 THRD Viton Union	3-1/4"	Gray	12	5.8	42UN		
	U-1500-TV	1-1/2" Sch. 80 THRD Viton Union	3-3/4"	Gray	12	8.2	42UN		
	U-2000-TV	2" Sch. 80 THRD Viton Union	4"	Gray	6	6.1	42UN		
	U-2500-TV	2-1/2" Gray Union THRD - Viton	5"	Gray	4	6.8	42UN		
	U-3000-TV	3" Gray Union THRD - Viton	6"	Gray	2	5.0	42UN		
	U-4000-TV	4" Gray Union THRD - Viton	7-1/4"	Gray	2	7.6	42UN		

## PVC UNIONS SCH. 40

Sch. 40 Union  
SLIP x SLIP



Part No.	Description	Body Length	Color	Pkg. Qty.	Case (lbs.)	Product Class	Specifications
Sch. 40 Union SLIP x SLIP							
WU-0500-S	1/2" PVC SCH. 40 Union Slip	2"	White	48	5.8	42UN	PVC Rated @ 150 PSI @ 72°F NSF/ANSI 61+372 UPC (Slip Only)
WU-0750-S	3/4" PVC SCH. 40 Union Slip	2-1/2"	White	24	5.8	42UN	
WU-1000-S	1" PVC SCH. 40 Union Slip	2-3/4"	White	18	5.5	42UN	
WU-1250-S	1-1/4" PVC SCH. 40 Union Slip	3-1/4"	White	12	5.8	42UN	
WU-1500-S	1-1/2" PVC SCH. 40 Union Slip	3-3/4"	White	12	8.2	42UN	
WU-2000-S	2" PVC SCH. 40 Union Slip	4"	White	6	6.1	42UN	
WU-2500-S	2-1/2" PVC SCH. 40 Union Slip	5"	White	4	6.8	42UN	
WU-3000-S	3" PVC SCH. 40 Union Slip	6"	White	2	5.0	42UN	
WU-4000-S	4" PVC SCH. 40 Union Slip	7-1/4"	White	2	6.1	42UN	
Sch. 40 Union FPT x FPT							
WU-0500-T	1/2" PVC SCH. 40 Union FPT	2"	White	48	5.8	42UN	
WU-0750-T	3/4" PVC SCH. 40 Union FPT	2-1/2"	White	24	5.8	42UN	
WU-1000-T	1" PVC SCH. 40 Union FPT	2-3/4"	White	18	5.5	42UN	
WU-1250-T	1-1/4" PVC SCH. 40 Union FPT	3-1/4"	White	12	5.8	42UN	
WU-1500-T	1-1/2" PVC SCH. 40 Union FPT	3-3/4"	White	12	8.2	42UN	
WU-2000-T	2" PVC SCH. 40 Union FPT	4"	White	6	6.1	42UN	

Sch. 40 Union  
FPT x FPT



## FIRE HYDRANT CAP & SEWER CLEANOUT

Cap



Cleanout



Part No.	IPS Size	Body Length	Color	Pkg. Qty.	Case (lbs.)	Product Class
Cap						
23-25T	2-1/2" FPT x 3/4" FPT	4-3/4"	Gray	15	7.0	41UN
Cleanout						
22-040	4" SEWER CLEANOUT	9-1/4"	Black	6	9.1	41UN

## SADDLES

### Flo-Tap™ Hot/Wet Taps for PVC Pipe (Rated @ 200 PSI Static Pressure @ 72°F)

For PVC Pipes  
3/4" and 1"  
Service Lines



For PVC Pipes  
1-1/2" and 2"  
Service Lines



Part No.	Pipe Size	Branch Size & Connection	Color	Pkg. Qty.	Case (lbs.)	Product Class	Specifications
For PVC Pipes 3/4" and 1" Service Lines							
3115	1-1/2"	3/4" S x 1" SPG	Gray	5	5.5	41FS	For PVC Pipe Pressure Rated @ 200 PSI @ 72°F NSF/ANSI 61+372 PVC Type II
3120	2"	3/4" S x 1" SPG	Gray	5	6.0	41FS	
3125	2-1/2"	3/4" S x 1" SPG	Gray	5	6.0	41FS	
3130	3"	3/4" S x 1" SPG	Gray	5	11.0	41FS	
3140	4"	3/4" S x 1" SPG	Gray	5	11.0	41FS	
3160	6"	3/4" S x 1" SPG	Gray	5	13.0	41FS	
For PVC Pipes 1-1/2" and 2" Service Lines							
3220	2"	1-1/2" S x 2" SPG	Gray	5	9.5	41FS	
3225	2-1/2"	1-1/2" S x 2" SPG	Gray	5	9.5	41FS	
3230	3"	1-1/2" S x 2" SPG	Gray	5	15.0	41FS	
3240	4"	1-1/2" S x 2" SPG	Gray	5	14.0	41FS	
3260	6"	1-1/2" S x 2" SPG	Gray	5	20.0	41FS	
3280	8"	1-1/2" S x 2" SPG	Gray	5	25.0	41FS	

# CLAMP-IT™ SADDLES

For Poly Pipe IPS  
Pipe Sizes –  
PVC-IPS Fixed  
Outlet



For PVC IPS  
Pipe Sizes –  
PVC-IPS Fixed  
Outlet



Part No.	IPS Pipe Size	IPS Tap Size & Connection	Color	Pkg. Qty.	Case (lbs.)	Product Class	Specifications
For Poly Pipe IPS Pipe Sizes – PVC-IPS Fixed Outlet							
321507P	1-1/2"	3/4" FPT	Gray	25	9.0	41FS	For polyethylene tubing main line Pressure Rated @ 125 PSI @ 72°F NSF/ANSI 61+372 PVC Type II
321510P	1-1/2"	1" FPT	Gray	25	9.0	41FS	
331510P	1-1/2"	1" S	Gray	25	9.0	41FS	
322010P	2"	1" FPT	Gray	25	9.0	41FS	
332007P	2"	3/4" S	Gray	25	9.0	41FS	
332010P	2"	1" S	Gray	25	9.0	41FS	
325010P	2-1/2"	1" FPT	Gray	25	11.0	41FS	
353010P	3"	1" S	Gray	15	10.0	41FS	
344007P	4"	3/4" FPT	Gray	15	8.0	41FS	
For PVC IPS Pipe Sizes – PVC-IPS Fixed Outlet							
421507	1-1/2"	3/4" FPT	Gray	5	4.0	41FS	For PVC pipe main line Pressure Rated @ 200 PSI @ 72°F NSF/ANSI 61+372 PVC Type II
421510	1-1/2"	1" FPT	Gray	5	4.5	41FS	
422007	2"	3/4" FPT	Gray	5	4.5	41FS	
422010	2"	1" FPT	Gray	5	4.5	41FS	
422012	2"	1-1/4" FPT	Gray	5	5.0	41FS	
422015	2"	1-1/2" FPT	Gray	5	5.0	41FS	
432007	2"	3/4" S	Gray	5	4.5	41FS	
432010	2"	1" S	Gray	5	4.5	41FS	
432012	2"	1-1/4" S	Gray	5	4.5	41FS	
432015	2"	1-1/2" S	Gray	5	5.0	41FS	
422507	2-1/2"	3/4" FPT	Gray	5	5.0	41FS	
422510	2-1/2"	1" FPT	Gray	5	5.0	41FS	
422515	2-1/2"	1-1/2" FPT	Gray	5	5.0	41FS	
422520	2-1/2"	2" FPT	Gray	5	5.0	41FS	
432510	2-1/2"	1" S	Gray	5	5.0	41FS	
432515	2-1/2"	1-1/2" S	Gray	5	5.0	41FS	
432520	2-1/2"	2" S	Gray	5	5.0	41FS	
443007	3"	3/4" FPT	Gray	5	8.0	41FS	
443010	3"	1" FPT	Gray	5	8.0	41FS	
443012	3"	1-1/4" FPT	Gray	5	8.5	41FS	
443015	3"	1-1/2" FPT	Gray	5	8.5	41FS	
443020	3"	2" FPT	Gray	5	8.5	41FS	
453007	3"	3/4" S	Gray	5	8.0	41FS	
453010	3"	1" S	Gray	5	8.0	41FS	
453012	3"	1-1/4" S	Gray	5	8.0	41FS	
453015	3"	1-1/2" S	Gray	5	8.5	41FS	
453020	3"	2" S	Gray	5	8.5	41FS	
444007	4"	3/4" FPT	Gray	5	9.5	41FS	
444010	4"	1" FPT	Gray	5	9.5	41FS	
444012	4"	1-1/4" FPT	Gray	5	10.0	41FS	
444015	4"	1-1/2" FPT	Gray	5	10.0	41FS	
444020	4"	2" FPT	Gray	5	10.0	41FS	
454007	4"	3/4" S	Gray	5	9.5	41FS	
454010	4"	1" S	Gray	5	9.5	41FS	
454015	4"	1-1/2" S	Gray	5	9.5	41FS	
454020	4"	2" S	Gray	5	9.5	41FS	
446007	6"	3/4" FPT	Gray	5	12.0	41FS	
446010	6"	1" FPT	Gray	5	12.0	41FS	
446012	6"	1-1/4" FPT	Gray	5	12.0	41FS	
446015	6"	1-1/2" FPT	Gray	5	12.5	41FS	
446020	6"	2" FPT	Gray	5	12.5	41FS	
456010	6"	1" S	Gray	5	11.5	41FS	
456015	6"	1-1/2" S	Gray	5	12.0	41FS	
456020	6"	2" S	Gray	5	12.0	41FS	
448007	8"	3/4" FPT	Gray	5	17.0	41FS	
448010	8"	1" FPT	Gray	5	17.0	41FS	
448015	8"	1-1/2" FPT	Gray	5	17.0	41FS	
448020	8"	2" FPT	Gray	5	17.0	41FS	
458015	8"	1-1/2" S	Gray	5	17.0	41FS	
458020	8"	2" S	Gray	5	17.0	41FS	

## SWING JOINTS



PVC Sch. 80  
Swing Assembly  
GRAY



PVC Sch. 40  
Swing Assembly  
WHITE

Part No.	Description	Color	Pkg. Qty.	Product Class	Specifications
<b>PVC Sch. 80 Swing Assembly</b>					
TSA-0500-BB	1/2" (BSP x BSP)	Gray	60	42TS	PVC Rated @ 315 PSI @ 72°F
TSA-0500-SC	1/2" STD SPIGOT x SOCKET	Gray	60	42TS	
TSA-0500-ST	1/2" S x M	Gray	60	42TS	
TSA-0500-TT	1/2" M x M	Gray	60	42TS	
TSA-0750-BB	3/4" (BSP x BSP)	Gray	50	42TS	
TSA-0750-CT	3/4" SCKT x MIPT	Gray	50	42TS	
TSA-0750-LT	3/4" LONG SPGT/MIPT	Gray	50	42TS	
TSA-0750-SC	3/4" S x S	Gray	50	42TS	
TSA-0750-ST	3/4" S x M	Gray	50	42TS	
TSA-0750-TT	3/4" M X M	Gray	50	42TS	
TSA-1000-BA	1" BSP x ACME	Gray	25	42TS	
TSA-1000-BB	1" (BSP x BSP)	Gray	25	42TS	
TSA-1000-CR	1" (SLIP x MIPT)	Gray	25	42TS	
TSA-1000-CT	1" (SCKT x MIPT)	Gray	25	42TS	
TSA-1000-LT	1" LONG SPGT x MIPT	Gray	25	42TS	
TSA-1000-SA	1" S x ACME THD	Gray	25	42TS	
TSA-1000-SC	1" S x S	Gray	25	42TS	
TSA-1000-ST	1" S x M	Gray	25	42TS	
TSA-1000-TT	1" M x M	Gray	25	42TS	
TSA-1250-ST	1-1/4" S x M	Gray	15	42TS	
TSA-1250-TA	1-1/4" M x ACME THD	Gray	15	42TS	
TSA-1250-TT	1-1/4" M x M	Gray	15	42TS	
TSA-1500-BA	1-1/2" BSP x ACME	Gray	15	42TS	
TSA-1500-BB	1-1/2" (BSP x BSP)	Gray	15	42TS	
TSA-1500-LT	1-1/2" LG. SPGT x MIPT	Gray	15	42TS	
TSA-1500-SA	1-1/2" S x ACME	Gray	15	42TS	
TSA-1500-SB	1-1/2" SPGT x BSP	Gray	15	42TS	
TSA-1500-SC	1-1/2" S x S	Gray	15	42TS	
TSA-1500-ST	1-1/2" S x M	Gray	15	42TS	
TSA-1500-TA	1-1/2" M x ACME THD	Gray	15	42TS	
TSA-1500-TT	1-1/2" M x M	Gray	15	42TS	
TSA-1512-BA	1-1/2" X 1-1/4" ASSEMBLY BSP x ACME	Gray	15	42TS	
TSA-1512-ST	1-1/2" X 1-1/4" SPIGOT x MIPT	Gray	15	42TS	
TSA-1512-TT	1-1/2" X 1-1/4" (MIPT x MIPT)	Gray	15	42TS	
<b>PVC Sch. 40 Swing Assembly</b>					
WSA-0500-TT	1/2" (T x T)	White	60	42TS	PVC Rated @ 315 PSI @ 72°F
WSA-0750-TT	3/4" (T x T)	White	50	42TS	
WSA-1000-ST	1" S x M	White	25	42TS	
WSA-1000-TT	1" (T x T)	White	25	42TS	
WSA-1250-TT	1-1/4" (T x T)	White	25	42TS	
WSA-1500-TT	1-1/2" (T x T)	White	25	42TS	

FLOW MANAGEMENT

## ECONOMY SWING JOINTS



PVC/Poly Econo  
Swing Joints

Part No.	Description	Color	Pkg. Qty.	Product Class	Specifications
<b>PVC/Poly Econo Swing Joints</b>					
TSE-0500-6	1/2" x 6" MIPT x MIPT	Black	100	42TS	Rated @ 70 PSI @ 72°F
TSE-0500-6R	1/2" x 6" MIPT x MIPT	Black	50	42TS	
TSE-0500-12	1/2" x 12" MIPT x MIPT	Black	50	42TS	
TSE-0500-12R	1/2" x 12" MIPT x MIPT	Black	50	42TS	
TSE-0507-6	1/2" x 3/4" x 6" MIPT x MIPT	Black	50	42TS	
TSE-0507-6R	1/2" x 3/4" x 6" MIPT x MIPT	Black	50	42TS	
TSE-0507-12	1/2" x 3/4" x 12" MIPT x MIPT	Black	50	42TS	
TSE-0507-18	1/2" x 3/4" x 18" MPT x MIPT	Black	50	42TS	
TSE-0750-6	3/4" x 6" MIPT x MIPT	Black	50	42TS	
TSE-0750-6R	3/4" x 6" MIPT x MIPT	Black	50	42TS	
TSE-0750-12	3/4" x 12" MIPT x MIPT	Black	50	42TS	
TSE-0750-12R	3/4" x 12" MIPT x MIPT	Black	50	42TS	
"R" Indicates Additional Inlet Elbow					

## LANDSCAPE SPRINKLER PRODUCTS

	Part No.	Description	Ctn. Qty.	Product Class	Specifications
	<b>Cut-Off Risers</b>				
Cutoff Risers	FCO-0500	1/2" x 6" Flex Cut-Off	50	42LS	Rated @ 70 PSI @ 72°F
	FCO-0750-R	1/2" x 3/4" x 6" MIPT x MIPT Flex-Cutoff	500	42LS	
	MCO-0500	1/2" x 6" MIPT x MIPT Multi-Cutoff	500	42LS	
	MCO-0500-12	1/2" x 12" MIPT x MIPT Multi-Cutoff	250	42LS	
	MCO-0750	3/4" x 6" MIPT x MIPT Multi-Cutoff	500	42LS	
	MCO-0750-R	1/2" x 3/4" x 6" MIPT x MIPT Multi-Cutoff	500	42LS	
		<b>Flex Nipples</b>			
Flex Nipples	FVN-0500-3	1/2" x 3" MIPT x MIPT Flexible Nipple	500	42LS	Rated @ 70 PSI @ 72°F
	FVN-0500-4	1/2" x 4" MIPT x MIPT Flexible Nipple	500	42LS	
	FVN-05004F	1/2" x 3" FIPT x MIPT Flexible Nipple	500	42LS	
	FVN-0500-6	1/2" x 6" MIPT x MIPT Flexible Nipple	500	42LS	
	FVN-0500-6F	1/2" x 6" FIPT x MIPT Flexible Nipple	500	42LS	
	<b>Flex Risers</b>				
Flex Risers	FR-0500-4	1/2" x 4" MIPT x MIPT Flex Riser	100	42LS	Rated @ 70 PSI @ 72°F
	FR-0500-4F	1/2" x 4" MPT x FPT Flex Riser	100	42LS	
	FR-0500-6	1/2" x 6" MIPT x MIPT Flex Riser	100	42LS	
	FR-0500-6F	1/2" x 6" MIPT x FIPT Flex Riser	100	42LS	
	FR-0500-PU	1/2" MIPT x SHANK x MIPT Flex Riser	100	42LS	
	FR-0750-6	3/4" x 6" MIPT x MIPT Flex Riser	50	42LS	
	FR-1000-7	1" x 7" MIPT x MIPT Flex Riser	25	42LS	
	<b>Riser Extension</b>				
Riser Extension	RE-0500-05	1/2" x 1/2" FIPT x MIPT Riser Extension	300	42LS	Rated @ 70 PSI @ 72°F
	RE-0500-1	1/2" x 1" FIPT x MIPT Riser Extension	300	42LS	
	<b>Cutoff Riser Extension</b>				
Cutoff Riser Extension	CRE-0500-3	1/2" x 3" FIPT x MIPT Cutoff Riser Extension	200	42LS	Rated @ 70 PSI @ 72°F
	CRE-0750-4	3/4" x 4" FIPT x MIPT Cutoff Riser Extension	200	42LS	
	<b>Street Elbows</b>				
Street Elbows	STL-0500	1/2" 90° FIPT x MIPT Street Elbow	1600	42LS	Rated @ 70 PSI @ 72°F
	STL-0750	3/4" 90° FIPT x MIPT Street Elbow	1000	42LS	
	<b>Swing Pipe Fittings</b>				
Swing Pipe Fittings	FPA-0500	Swing Pipe Adapter .490BARB x 1/2"	50	42LS	Rated @ 70 PSI @ 72°F
	FPA-0750	3/4" Swing Pipe Adapter	250	42LS	
	FPC-0490	.49" Swing Pipe Connector	250	42LS	
	FPE-0500	1/2" Swing Pipe Elbow	400	42LS	
	FPE-0750	3/4" Swing Pipe Elbow	250	42LS	
	FPT-0500	1/2" Swing Pipe Tee	500	42LS	
	<b>Shrub Adapter</b>				
Shrub Adapter	SAM-0500	1/2" Male Sprinkler Adapter	50	42LS	Rated @ 70 PSI @ 72°F
	<b>Anti-Freeze Drain Valve</b>				
Anti-Freeze Drain Valve	AFD-0500	1/2" x 1/2" MIPT x Screen Anti-Freeze Drain Valve	200	42LS	Rated @ 70 PSI @ 72°F
	AFD-0750	3/4" x 1/2" MIPT x Screen Anti-Freeze Drain Valve	200	42LS	
	<b>Head-Lok</b>				
Head-Lok	HL-0500	1/2" FIPT x MIPT Head-Lok	100	42LS	Rated @ 70 PSI @ 72°F
	HL-0750	3/4" FIPT x MIPT Head-Lok	100	42LS	

## HOSE BIBBS



Part No.	Description	Color/Material	Carton Qty.	Product Class	Specifications
ACETAL + PVC Hose Bibbs					
HBF-0500-T	1/2" HOSE BIBB 45 FEM INLET	Bronze/Acetal	36	42SV	Acetal/PVC 100 PSI @ 72°F NSF/ANSI 61+372
HBF-0750-T	3/4" HOSE BIBB 45 FEM INLET	Bronze/Acetal	36	42SV	
HBM-0500-T	1/2" HOSE BIBB 45 MALE INLET	Bronze/Acetal	36	42SV	
HBM-0750-T	3/4" HOSE BIBB 45 MALE INLET	Bronze/Acetal	36	42SV	
THBM-0500-T	1/2" HBM WITH T HANDLE	Bronze/Acetal	36	42SV	
THBM-0750-T	3/4" HBM WITH T HANDLE	Bronze/Acetal	36	42SV	
WHBM-0500-T	1/2" WHITE PVC HOSE BIBB	White/PVC	36	42SV	
WHBM-0750-T	3/4" WHITE PVC HOSE BIBB	White/PVC	36	42SV	
HB-0500-RHLBG	1/2" SMALL VALVE REPLACEMENT HANDLE	Bronze/Acetal	60	42SV	

## SINK FAUCETS



Part No.	Description	Color/Material	Carton Qty.	Product Class	Specifications
ACETAL Sink Faucets					
SFT-0500-T	1/2" SINK FAUCET WITH HOSE END	Bronze/Acetal	36	42SV	Acetal, 100 PSI @ 72°F NSF/ANSI 61+372
SFT-0750-T	3/4" SINK FAUCET WITH HOSE END	Bronze/Acetal	36	42SV	

## EVAPORATIVE COOLER VALVE



Part No.	Description	Color/Material	Carton Qty.	Product Class	Specifications
ACETAL Evaporative Cooler Valve					
ECV-0750-T	3/4" ACETAL EVAPORATIVE COOLER VALVE	Bronze/Acetal	36	42SV	Acetal, 100 PSI @ 72°F NSF/ANSI 61+372

## STOP VALVES



Part No.	Description	Color/Material	Carton Qty.	Product Class	Specifications
ACETAL + PVC Stop Valves					
SCP-0500-S	1/2" PVC COMP STOP VALVE – SLIP	White/PVC	36	42SV	Acetal/PVC 100 PSI @ 72°F NSF/ANSI 61+372 UPC (PVC Only)
SCP-0750-S	3/4" PVC COMP STOP VALVE – SLIP	White/PVC	36	42SV	
SCL-0500-T	1/2" ACETAL COMP STP VALVE THD	Bronze/Acetal	36	42SV	
SCL-0750-T	3/4" ACETAL COMP STP VALVE THD	Bronze/Acetal	36	42SV	



## STOP WASTE VALVES



Part No.	Description	Color	Carton Qty.	Product Class	Specifications
ACETAL + PVC Stop Waste Valves					
SWL-0500-T	1/2" ACETAL COMP STOP WASTE	Bronze/Acetal	36	42SV	Acetal/PVC 100 PSI @ 72°F NSF/ANSI 61+372 UPC (PVC Only)
SWL-0750-T	3/4" ACETAL COMP STOP WASTE	Bronze/Acetal	36	42SV	
SWP-0500-S	1/2" PVC COMP STOP/WASTE VALVE	White/PVC	36	42SV	
SWP-0750-S	3/4" PVC COMP STOP/WASTE VALVE	White/PVC	36	42SV	

## BOILER DRAINS



Part No.	Description	Color/Material	Carton Qty.	Product Class	Specifications
ACETAL + PVC Boiler Drains					
BDF-0500-T	1/2" ACETAL FEM INL BOILER DRN	Bronze/Acetal	60	42SV	Acetal/PVC 100 PSI @ 72°F NSF/ANSI 61+372 UPC (PVC Only)
BDF-0750-T	3/4" ACETAL FEM INL BOILER DRN	Bronze/Acetal	36	42SV	
BDM-0500-T	1/2" ACETAL BOILER DRAIN-UPC	Bronze/Acetal	36	42SV	
BDM-0750-T	3/4" ACETAL MALE INL BOILER DRN	Bronze/Acetal	36	42SV	
TBDF-0500-T	1/2" T-HANDLE FEMALE BOILER DRN	Bronze/Acetal	36	42SV	
WBDM-0500-T	1/2" WHITE PVC MALE BOILER DRN	White/PVC	36	42SV	
WBDM-0750-T	3/4" WHITE PVC MALE BOILER DRN	White/PVC	36	42SV	

## SILLCOCKS



Part No.	Description	Color/Material	Carton Qty.	Product Class	Specifications
Flange Valves					
SCF-0500-T	1/2" SILLCOCK FIPT x MHT	Bronze/Acetal	36	42SV	Acetal 100 PSI @ 72°F NSF/ANSI 61+372
SCF-0750-T	3/4" SILLCOCK FIPT x MHT	Bronze/Acetal	36	42SV	

## DRUM FAUCETS



Part No.	Description	Color/Material	Carton Qty.	Product Class	Specifications
Drum Faucets					
DF-0750-T	3/4" POLY DRUM & BARREL FAUCET	White/Polyethylene	60	42SV	Polyethylene Not Pressure Rated
DF-2000-T	2" POLY DRUM & BARREL FAUCET	Bronze/Polyethylene	6	42SV	

## BACKWATER VALVES



See list of products on page 164.

## TECHNICAL DATA & INSTALLATION

---

### Technical Data

---

**NDS requires that the local and state plumbing codes be reviewed and understood prior to installing any of Flo Control's products. These codes will provide proper installation procedures.**

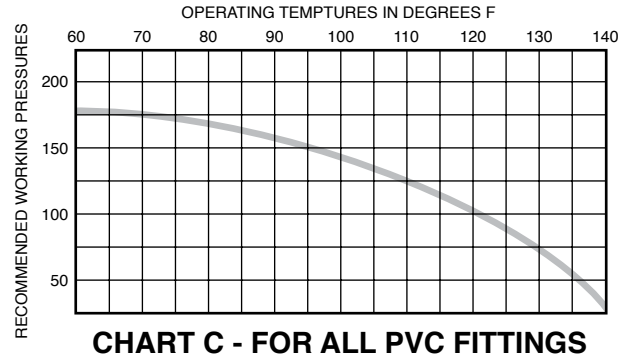
- 1. PVC Material Specification PVC Type I**, Grade I, Cell Class 12454-B meeting requirements of ASTM D-1784-03 is used in the manufacturing of all fittings recommended for use of potable cold water (see chart C for temperature vs. pressure on page 147). Not recommended for use on systems exceeding 100 psi at 120 degrees F.
- 2. PVC Material Specification PVC Type II**, Cell Class NSF14333 of ASTM D-1784 is used in manufacturing of fittings that require more chemical, heat, and impact resistance than PVC I.
- 3. CPVC Material Specification CPVC Type IV**, Grade I, Cell Class 23447-B meeting requirements of ASTM D-1784-03 is used in the manufacturing of all fittings recommended for use on potable Hot Water Systems in accordance with ASTM D-2846-73. Not recommended for use on systems that will exceed 100 psi at 180 degrees F.
- 4. Buna-N Seals** are in accordance with ASTM D-2000. It is generally resistant to many hydrocarbons, fats, oils, greases, hydraulic fluids and chemicals. It is generally attacked by Ozone, Ketones, Esters, Aldehydes, chlorinated and nitro hydrocarbons. Reference chemical resistance under NBR (Nitrile) Elastomers for specific listings.
- 5. EPDM O-Rings** This o-ring material is made of high-quality EPDM (Ethylene Propylene Copolymer) which is in accordance with ASTM D-2000. EPDM has exceptionally good weather aging and ozone resistance, excellent water and chemical resistance, and excellent aging resistance for most applications. EPDM is a polymer where oil and solvent resistance is poor. However, it is fairly good in ketones and alcohols. Reference chemical resistance under EPDM, EPT, or EPR Elastomers for specific listings.
- 6. Viton O-Rings** This o-ring material exhibits a broad range of chemical resistance: petroleum oils, silicone, grease, etc. We recommend you refer to a chemical resistance chart for specific applications. Maximum recommended service temperature is 400° F. Viton is a registered trademark of DuPont.
- 7. Double Seal** of standard compression fitting. A compressive action is created as the cap is tightened squeezing the Buna-N seals into the tapered recessed areas of the cap and body. This process creates a highly concentrated pressure at the two "double seal" points, thus providing positive protection against leakage. (See Figure A on page 148)
- 8. Acme Thread** General purpose 10 pitch and 5 pitch Acme thread on Compression Cap section eliminates the possibility of cross- threading. This smooth running design prevents binding or galling as is often experienced in standard tapered threads.
- 9. Springs** Series 300 Stainless Steel.

## TECHNICAL DATA & INSTALLATION

### Information

UPC #6-70686-

### TEMPERATURE VARIATION AND WORKING PRESSURE CHART



### Important

#### Non-shock valves manufactured from PVC Type I material

**WATER HAMMER** – NDS requires that all PVC plastic piping systems be designed and constructed to **AVOID EXCESSIVE WATER HAMMER**. Water hammer can cause damage, and failure to pipe, valves, and fittings within the piping system. Not recommended in any shock applications.

**NDS DOES NOT RECOMMEND** the use of thermoplastic piping products for systems to transport or store compressed air or gases, or the testing of thermoplastic piping systems with compressed air or gases in above and below ground locations. The use of our product in exposed, compressed air or gas systems automatically voids our warranty for such products and its use against our recommendations is entirely the responsibility and liability of the installer. NDS will not accept responsibility for damage or impairment of its products, or other consequential or incidental damages caused by misapplication, incorrect assembly, and/or exposure to harmful substances or conditions. See warranty on inside back cover.

Check valves may be suitable for usage on grinder pump installations, provided the maximum recommended flow velocities through Flow Management plastic valves are not exceeded, the grinder pump system is inspected for proper usage, and on a preventative maintenance schedule. Note that excessive chemical contact and backpressure will cause the check valve gasket to deteriorate at a premature rate. Also, placing the check valve horizontal or at a 45° angle, instead of a vertical position, is recommended. Please follow local code guidelines.

### Clamp-It™ / Flo-Tap™ Saddles

CLAMP-IT SADDLE DRILL SIZES	
OUTLET SIZE OVER 2-1/2" PIPE	DRILL SIZE
3/4" IPS S & FPT	3/4"
1" IPS S & FPT	1"
1-1/4" IPS S & FPT	1-1/4"
1-1/2" IPS S & FPT	1-3/8"
2" IPS S & FPT	2"

For 2-1/2" IPS Saddle with a 2" outlet – Drill Size must be 1-1/2" due to pipe restriction

FLO-TAP™ HOT/WET TAP SADDLES	
FOR 3/4" AND 1"	FOR 1-1/2" AND 2"
To drive cutter use a standard 3/8" ratchet with a 6" extension. TAP Cuts .750" hole.	To drive cutter use a standard 1/2" ratchet with a 6" extension. TAP Cuts 1.250" hole.
Captures Coupon – No pipe chips in water system. CAUTION: Do not tap any PVC pipes with wall thickness exceeding .540" (8" C – 900 SDR 18, CLASS 150). Refer to temperature variation and working pressure chart above for maximum pressure vs. maximum temperature.	
<b>NOT FOR USE WITH COMPRESSED AIR OR NATURAL GAS LINES.</b>	

## TECHNICAL DATA & INSTALLATION

### Installation Instructions

**NOTE: NDS does not recommend using an FPT (female) PVC fitting with an MPT (male) metal fitting; ASTM F1498. Unless the female PVC fitting is used with a metal reinforcement ring, it may expand beyond its strength around a metal fitting, which can result in cracks and leaks.**

#### 1. Compression Fittings

Compression cap should be drawn up hand-tight to insure proper alignment and seating of gasket, then tighten 3/4 to 1 turn with a Flo Spanner Wrench or strap wrench. Average torque should be approximately 25 foot-pounds on 1/2" through 2" IPS, and 35 foot-pounds on 2-1/2" and larger IPS. Compression fittings are not for use on compressed air lines or natural gas lines. When installing the Standard Compression Seal fittings the pipe line must be restrained from lateral movement by thorough soil compaction on straight runs and thrust blocking at change of direction or reduction in size. Not for use on pipe lines suspended on hangers.

#### 2. Pipe Threads

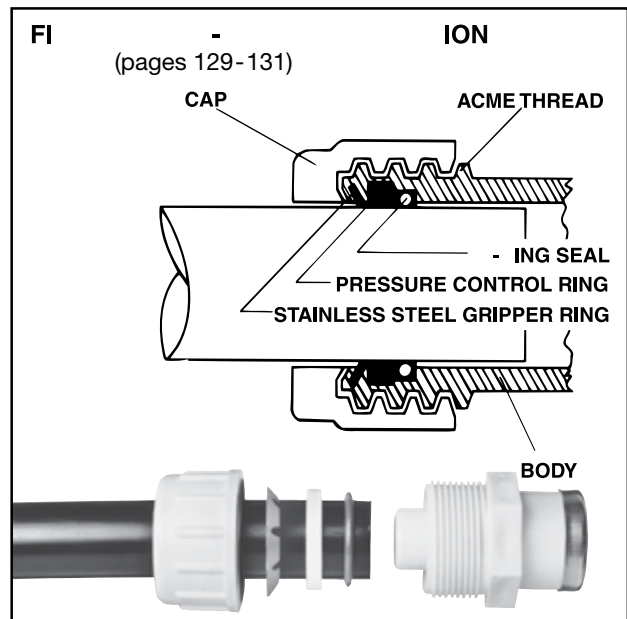
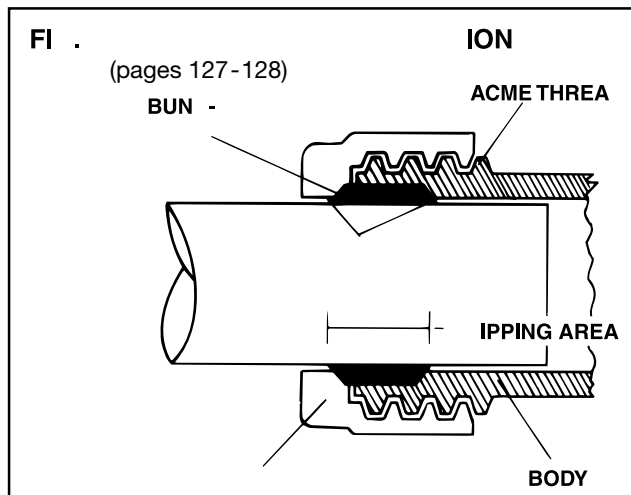
Use teflon tape on all IPS thread connections. IPS thread connection should be made hand-tight plus 1/2 to 3/4 turn with a wrench.

#### 3. Flo-Lock Adapters

For use on polyethylene tube (PE) with wall thickness of SDR-26, Class 160 or greater, PVC pipe, or copper tubing. Not recommended for use on galvanized pipe unless surface is sanded smooth. (See Figure B)

#### 4. Solvent Welding

NDS requires that all parts that are to be solvent cemented are clean of any and all foreign materials. Solvent cement manufacturers include installation instructions on the container. It is important to follow correct cementing instructions to avoid problems. Excessive cement or the incorrect type of cement can cause failures in thermoplastic products.



## TECHNICAL DATA & INSTALLATION

### Pipe Size Legend

Abbreviation	Description
CTS	COPPER TUBE SIZE
IPS	IRON PIPE SIZE (SAME AS SCH. 40 OD)
DR	PE TUBING SIZE
PEP	PE PIPE (SIDR -7)
SDR	PE TUBING SIZE
SIDR	PE TUBING SIZE
TS	PE TUBE SIZE

### Connection Type Legend

Abbreviation	Description
SPG	SPIGOT
MPT	MALE PIPE TAPER THREAD
FPT	FEMALE PIPE TAPER THREAD
S	SLIP
U	UNION FITTING WITH SLIP CONNECTION
U x U	TRUE UNION – SLIP CONNECTION WITH UNION ON EACH END
UC	UNION FITTING WITH COMPRESSION CONNECTION
UC x UC	UNION FITTING WITH COMPRESSION CONNECTION ON EACH END
FHT	FEMALE HOSE THREAD
MHT	MALE HOSE THREAD

### Pipe & Tube Dimensions

ASTM	SIDR-7	OD	ID	Wall
D2239	3/4"	1.060	0.824	0.118
	1"	1.349	1.049	0.150
	1-1/4"	1.774	1.380	0.197
	1-1/2"	2.070	1.610	0.230
	2"	2.657	2.067	0.295
ASTM	SIDR-9	OD	ID	Wall
D2239	3/4"	1.008	0.824	0.092
	1"	1.283	1.049	0.117
	1-1/4"	1.686	1.380	0.153
	1-1/2"	1.968	1.610	0.179
	2"	2.527	2.067	0.230
ASTM	SDR-9	OD	ID	Wall
D2737	3/4"	0.875	0.681	0.097
	1"	1.125	0.875	0.125
	1-1/4"	1.375	1.069	0.153
	1-1/2"	1.625	1.263	0.181
	2"	2.125	1.653	0.236
ASTM	SDR-11	OD	ID	Wall
D2737	3/4"	0.875	0.715	0.080
	1"	1.125	0.921	0.102
	1-1/4"	1.375	1.125	0.125
ASTM	SCH. 40	OD	ID	Wall
D1785	1/2"	0.840	0.622	0.109
	3/4"	1.050	0.824	0.113
	1"	1.315	1.049	0.133
SCH. 40 FITTINGS D2466	1-1/4"	1.660	1.380	0.140
	1-1/2"	1.900	1.610	0.145
	2"	2.375	2.067	0.154
	2-1/2"	2.875	2.469	0.203
	3"	3.500	3.068	0.216
	4"	4.500	4.026	0.237
	6"	6.625	6.065	0.280
	8"	8.625	7.981	0.322
ASTM	SCH. 80	OD	ID	Wall
D1785	1/2"	0.840	0.546	0.147
	3/4"	1.050	0.742	0.154
	1"	1.315	0.957	0.179
	1-1/4"	1.660	1.278	0.191
SCH. 80 FITTINGS D2467	1-1/2"	1.900	1.500	0.200
	2"	2.375	1.939	0.218
	2-1/2"	2.875	2.323	0.276
ASTM	CTS TYPE L	OD	ID	Wall
B88	1/2"	0.625	0.545	0.040
	5/8"	0.750	0.666	0.042
	3/4"	0.875	0.785	0.045
	1"	1.125	1.025	0.050
	1-1/4"	1.375	1.265	0.055
	1-1/2"	1.625	1.505	0.060
	2"	2.125	1.985	0.070
	2-1/2"	2.625	2.465	0.080
	3"	3.125	2.945	0.090
ASTM	SDR-13.5	OD	ID	Wall
D2666	1"	1.125	0.959	0.083

Our products are engineered and produced for performance, durability, ease of installation and the efficient use of resources.

