



Buy it for looks. Buy it for life.®

*There is more than 1 version of this model.
Page down to identify the version you have.*

DESCRIPTION

- Metal construction with various finishes identified by suffix
- Includes metal or 50/50 waste assembly where noted
- Includes optional 3 hole deck plate (escutcheon)
- Flexible supplies with 3/8" compression fittings

OPERATION

- Temperature controlled by 100° arc of handle travel

FLOW

- Water usage is limited to these maximum flow rates as indicated by the corresponding product markings
 - ° 1.2 gpm max (4.5L/min) at 60 psi
 - ° 1.5 gpm max (5.7L/min) at 60 psi

CARTRIDGE

- 1255™ Duralast™ cartridge for Single-Handle Faucets

STANDARDS

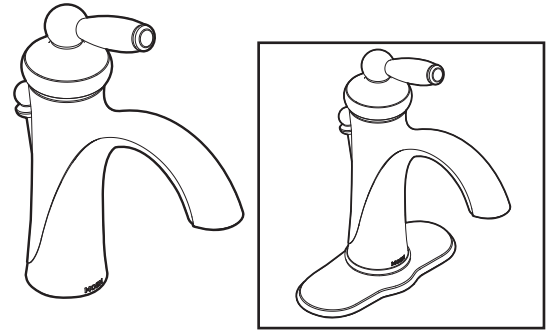
- Third party certified to WaterSense,® ASME A112.18.1/CSA B125.1, and all applicable requirements referenced therein
- Certified to NSF 61/9 & 372
- Products marked with 1.2 gpm are compliant with California water efficiency regulations
- Complies with California Proposition 65 and with the Federal Safe Drinking Water Act

- **ADA** ♿ for lever handle

WARRANTY

- Lifetime limited warranty against leaks, drips and finish defects to the original consumer purchaser
- 5 year warranty if used in commercial installations

Specifications

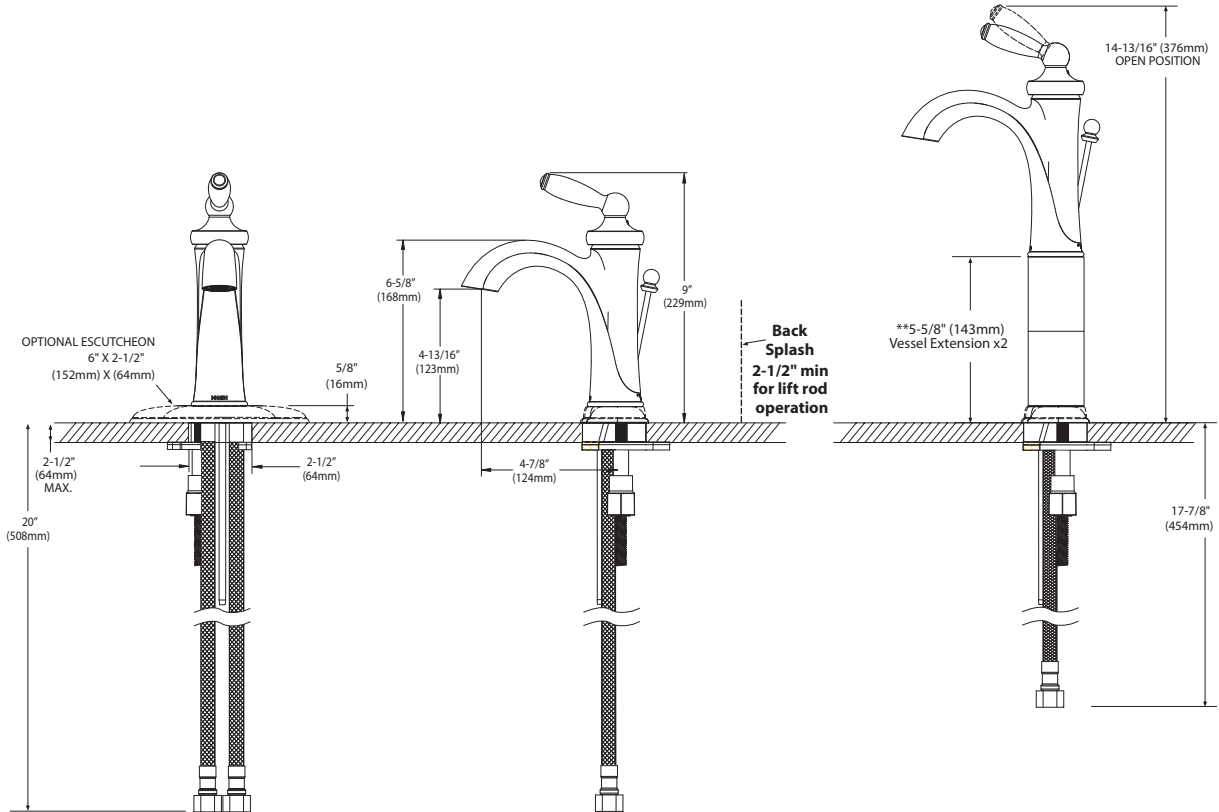


BRANTFORD™ Single-Handle Lavatory Faucet

Models: 6600
with metal waste assembly

Models: 66600
with 50/50 waste assembly

NOTE: THIS FAUCET IS DESIGNED TO BE INSTALLED THRU 1 HOLE, 1-1/8" MIN. DIA. * USE A1717 EXTENSION KIT FOR VESSEL SINK APPLICATIONS



CRITICAL DIMENSIONS

(DO NOT SCALE)

ES-DT10-0001-0001-0001



Buy it for looks. Buy it for life.®

DESCRIPTION

- Metal construction with various finishes identified by suffix
- Includes metal or 50/50 waste assembly where noted
- Includes optional 3 hole deck plate (escutcheon)
- Flexible supplies with 3/8" compression fittings

OPERATION

- Temperature controlled by 100° arc of handle travel

FLOW

- Water usage is limited to these maximum flow rates as indicated by the corresponding product markings
 - ° 1.2 gpm max (4.5L/min) at 60 psi
 - ° 1.5 gpm max (5.7L/min) at 60 psi

CARTRIDGE

- 1255™ Duralast™ cartridge for Single-Handle Faucets

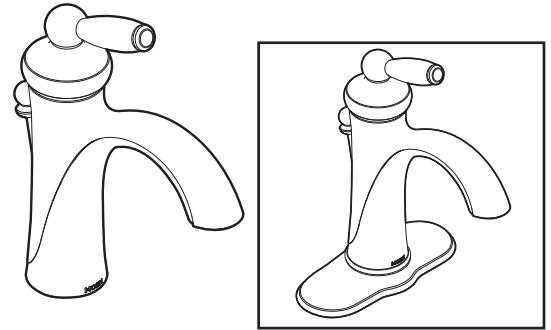
STANDARDS

- Third party certified to WaterSense,® ASME A112.18.1/CSA B125.1, and all applicable requirements referenced therein
- Certified to NSF 61/9 & 372
- Products marked with 1.2 gpm are compliant with California water efficiency regulations
- Complies with California Proposition 65 and with the Federal Safe Drinking Water Act
- **ADA** ♿ for lever handle

WARRANTY

- Lifetime limited warranty against leaks, drips and finish defects to the original consumer purchaser
- 5 year warranty if used in commercial installations

Specifications

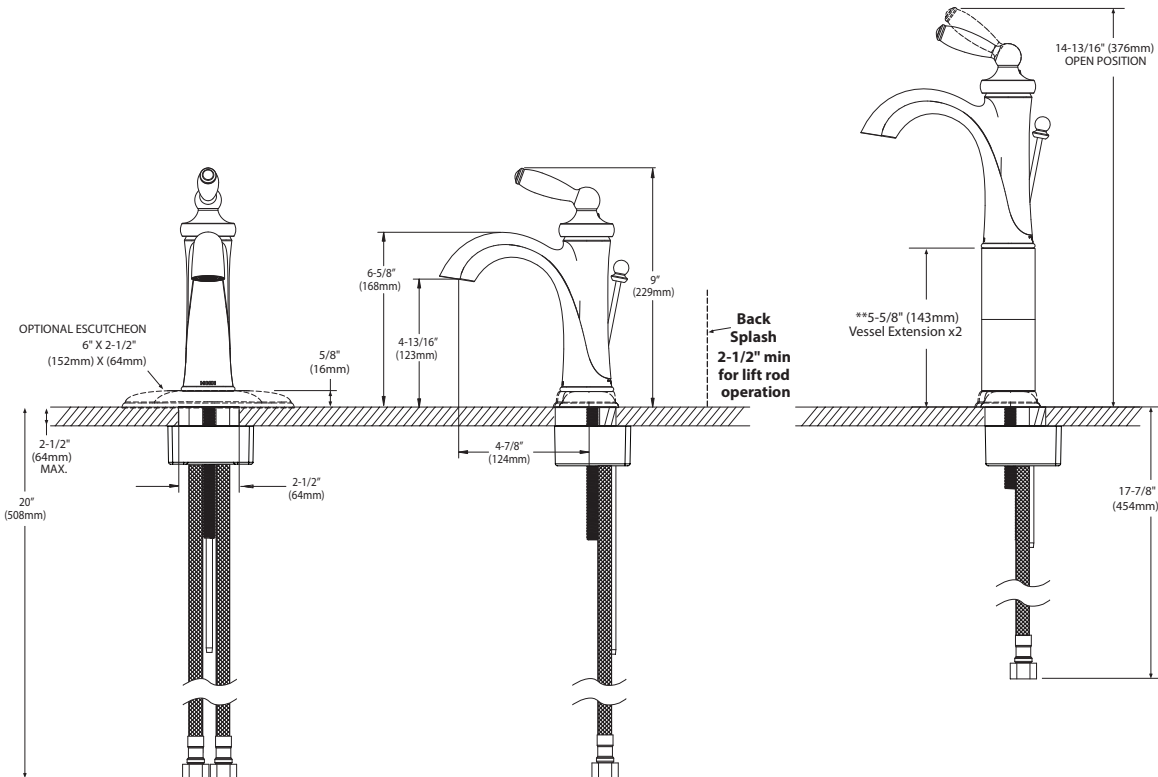


BRANTFORD™
Single-Handle Lavatory Faucet

Models: 6600
with metal waste assembly

Models: 66600
with 50/50 waste assembly

NOTE: THIS FAUCET IS DESIGNED TO BE INSTALLED THRU 1 HOLE, 1-1/8" MIN. DIA. * USE A1717 EXTENSION KIT FOR VESSEL SINK APPLICATIONS



CRITICAL DIMENSIONS

(DO NOT SCALE)