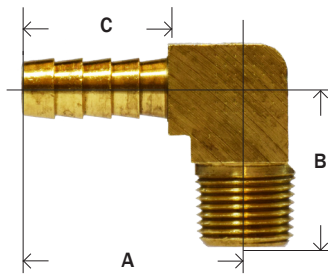


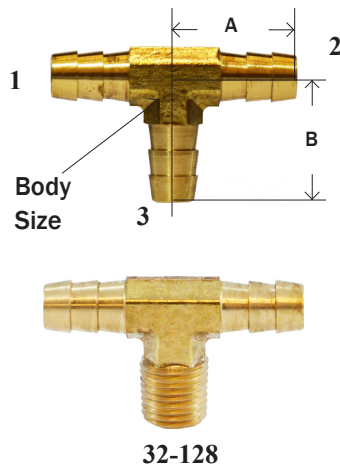
BARSTOCK HOSE BARB 90° ELBOW



| Part # | Hose I.D. x Male NPTF | A | B | C | Body Size | Approx. Wt. Lbs. | List Price |
|---------|-----------------------|------|------|------|-----------|------------------|------------|
| 32-038B | 1/4" X 1/8" | 1.00 | 0.75 | 0.75 | 0.50 | 0.02 | 5.52 |
| 32-039B | 1/4" X 1/4" | 1.02 | 0.91 | 0.74 | 0.56 | 0.04 | 6.12 |
| 32-041B | 3/8" X 1/4" | 1.32 | 0.89 | 0.97 | 0.58 | 0.08 | 8.75 |
| 32-042B | 3/8" X 3/8" | 1.50 | 1.06 | 0.97 | 0.75 | 0.14 | 14.91 |
| 32-043B | 1/2" X 3/8" | 1.53 | 1.07 | 0.97 | 0.72 | 0.16 | 13.99 |

129HB

HOSE BARB TEES

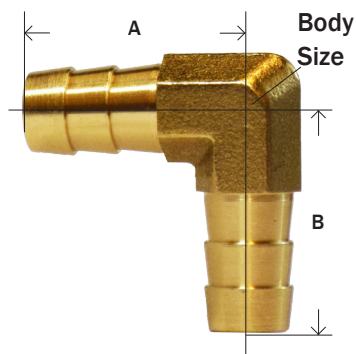


| Part # | Hose Barb Size (1 & 2) x 3 | A | B | Body Size | Approx. Wt. Lbs. | List Price |
|-----------|----------------------------|------|------|-----------|------------------|------------|
| 32-367 * | 1/8" | 0.84 | 0.83 | 0.25 | 0.02 | 3.99 |
| 32-368 | 3/16" | 1.02 | 1.02 | 0.37 | 0.03 | 3.73 |
| 32-365 ** | 1/4" | 1.00 | 1.00 | 0.44 | 0.06 | 3.37 |
| 32-350 * | (1/4") x 1/8" | 0.94 | 0.94 | 0.44 | 0.04 | 8.09 |
| 32-366 | 5/16" | 1.00 | 1.00 | 0.44 | 0.06 | 4.19 |
| 32-126 ** | 3/8" | 1.01 | 1.01 | 0.43 | 0.06 | 4.22 |
| 32-400 * | 1/2" | 1.02 | 1.00 | 0.43 | 0.08 | 5.13 |
| 32-352 * | (1/2") x 3/8" | 1.26 | 1.26 | 0.43 | 0.10 | 13.81 |
| 32-361 | 5/8" | 1.26 | 1.26 | 0.75 | 0.16 | 19.55 |
| 32-363 | 3/4" | 1.26 | 1.26 | 0.88 | 0.18 | 26.91 |
| 32-353 | (3/4") x 1/2" | 1.41 | 1.41 | 0.88 | 0.23 | 28.32 |
| 32-128 * | 3/8"HB x 1/4" MIP | 1.00 | 0.94 | 0.43 | 0.06 | 11.95 |

* Add SS to the end of the part number for Stainless.

** See page 27 for stainless steel.

90° HOSE BARB ELBOW



| Part # | Hose I.D. x Hose I.D. | A | B | Body Size | Approx. Wt. Lbs. | List Price |
|----------|-----------------------|------|------|-----------|------------------|------------|
| 32-429 | 1/8" x 1/8" | 0.55 | 0.55 | 0.37 | 0.03 | 7.02 |
| 32-433 | 3/16" x 3/16" | 0.90 | 0.90 | 0.37 | 0.03 | 5.90 |
| 32-412 | 1/4" x 1/8" | 1.02 | 1.02 | 0.44 | 0.04 | 3.67 |
| 32-413 * | 1/4" x 1/4" | 1.01 | 1.01 | 0.44 | 0.04 | 3.87 |
| 32-425 | 5/16" x 5/16" | 1.15 | 1.15 | 0.48 | 0.05 | 9.03 |
| 32-414 | 3/8" x 1/8" | 1.01 | 1.01 | 0.44 | 0.04 | 5.05 |
| 32-415 | 3/8" x 1/4" | 1.00 | 1.00 | 0.44 | 0.04 | 4.20 |
| 32-416 * | 3/8" x 3/8" | 1.02 | 1.02 | 0.44 | 0.04 | 6.95 |
| 32-417 | 3/8" x 1/2" | 1.24 | 1.10 | 0.50 | 0.06 | 6.37 |
| 32-418 | 1/2" x 1/4" | 1.24 | 1.08 | 0.50 | 0.06 | 5.57 |
| 32-419 | 1/2" x 3/8" | 1.22 | 1.09 | 0.50 | 0.06 | 9.69 |
| 32-420 * | 1/2" x 1/2" | 1.24 | 1.24 | 0.50 | 0.06 | 5.83 |
| 32-434 | 5/8" x 5/8" | 1.20 | 1.20 | 0.75 | 0.16 | 20.27 |
| 32-435 | 3/4" x 1/2" | 1.41 | 1.41 | 0.88 | 0.21 | 21.08 |
| 32-436 | 3/4" x 3/4" | 1.41 | 1.41 | 0.88 | 0.21 | 25.22 |

* Add SS to the end of the part number for Stainless.

See beverage fittings on page 28