

Location: _____



Barracuda 20

DOUBLE CHECK VALVE (FDC)



Function: The BEECO® Series Barracuda 20 Double Check Valve Assembly (DC) is designed to prevent non-health hazard pollutants from entering the potable water supply system caused by backpressure and/or backsiphonage conditions


Sizes:

Working Pressure: 2½", 3", 4", 6"(x), 8"


Temperature Range: 10-175psi (0.7-12.1 bar)

Flanged Ends: 33°-140°F (1°-60°C) ANSI
B16.1 Class 125

Lead Free: Patents: 0.25% Maximum by Weight



Specification: The Barracuda 20 Double Check Valve shall utilize two independent Dual Action Check modules contained within a single valve housing constructed entirely of 304 stainless steel. Dual Action Check modules shall operate as a "poppet style" check under low flow conditions, operate as a "swing style" check under high flow conditions and utilize replaceable silicone elastomer sealing discs. Valve assembly shall include two resiliently seated and inline serviceable AWWA C509 gate valves of type outside yoke and stem (OS&Y). Both gate valves shall include a stainless steel stem with pre-machined groove for installation of supervisory tamper switches. Assembly test cocks shall be handle-less and operate via a tamper resistant actuator. Assembly shall have a single full access service port and cover with an "inline" replaceable elastomer cover seal. Assembly shall be serviceable without special tools and approved for both horizontal and vertical applications.



CALIFORNIA PROPOSITION 65 WARNING: This product contains chemicals known to the State of California to cause cancer and birth defects or other reproductive harm.

Job Name: _____

Page No: _____

Section No: _____

Contractor: _____

Schedule No: _____

Purchase Order No: _____

Location: _____

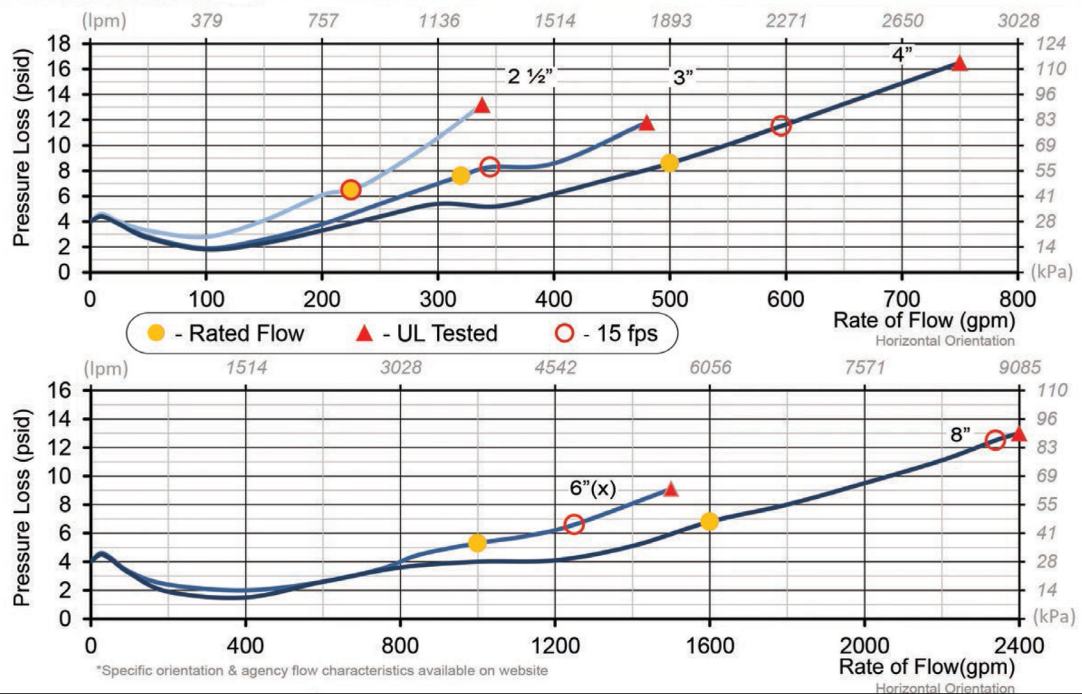


Barracuda 20


DOUBLE CHECK VALVE (FDC)



Flow Performance:



Measures and Materials:



SIZE		MODEL	Ht.		Hb.		Ht. + Hb.		L		FLANGE		W		WEIGHT	
IN	MM		IN	MM	IN	MM	IN	MM	IN	MM	IN	MM	IN	MM	Lbs.	Kg.
2 1/2	65	20	19.00	483	3.6	92	22.6	574	31.9	810	2 1/2	65	11.0	279	122	55
3	80	20	19.5	495	3.8	97	23.3	592	31.9	810	3	80	11.0	279	126	57
4	100	20	22.5	572	4.5	114	27	686	33.9	861	4	100	11.0	279	160	73
6	150	20	30.9	785	5.5	140	36.4	925	42.8	1087	6	150	14.1	358	338	153
8	200	20	39.4	1001	6.8	173	46.2	1173	44.8	1138	8	200	14.6	371	452	205

Valve Housing: 304 Stainless Steel

Valve Cover: 304 Stainless Steel

SOV Disks: EPDM/304SS

SOV Shafts: 304 Stainless Steel

SOV Bearings: Teflon/Bronze

on Wetted Bolts: Grade 8 Zinc Plated

Wetted Fasteners: 18-8 Stainless Steel

Check Disks: Silicone

Check Springs: 17-7 Stainless Steel

Check Pins: 17-7/18-8 Stainless Steel

Check Seats: Noryl Polymer

O-Rings: Buna-N

CALIFORNIA PROPOSITION 65 WARNING: This product contains chemicals known to the State of California to cause cancer and birth defects or other reproductive harm.

Job Name: _____

Page No: _____

Section No: _____

Contractor: _____

Schedule No: _____

Purchase Order No: _____