

## Features

- Complements Loure faucets and accessories.
- Push-button diverter.
- Requires a Rite-Temp® valve.

## Material

- Brass construction.

## Required Products/Accessories

K-11748-K Pressure-Balancing Valve w/Diverter

or

K-11748-KS Pressure-Balancing Valve w/Diverter

## Recommended Products/Accessories

K-23723 Faucet cleaner



ADA

CSA B651

OBC

## Codes/Standards

ASME A112.18.2/CSA B125.2

ADA

ICC/ANSI A117.1

CSA B651

OBC




## KOHLER® Faucet Lifetime Limited Warranty

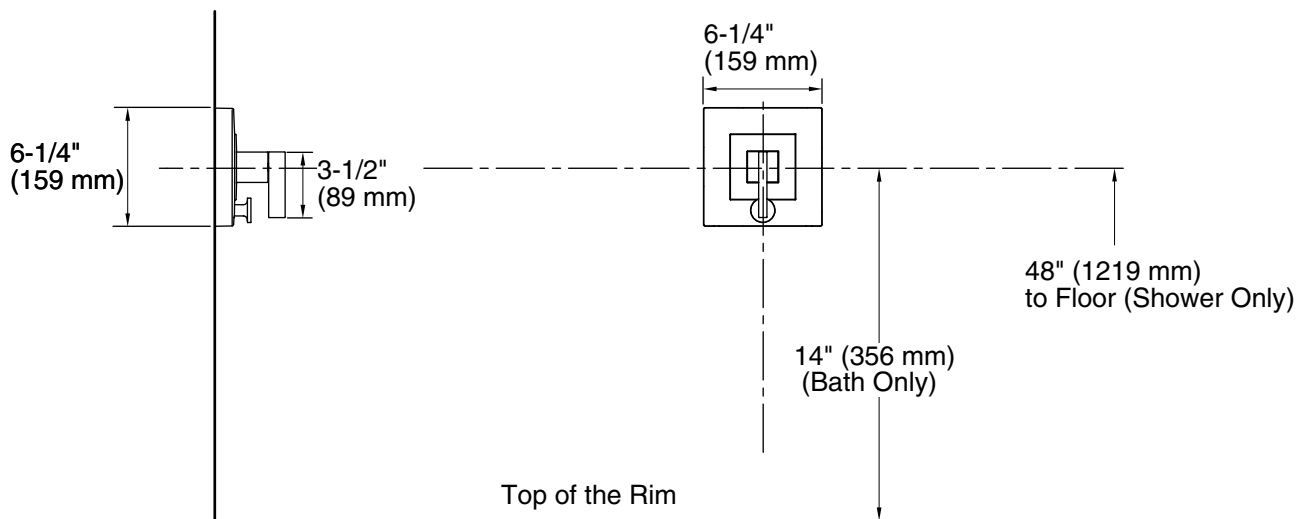
See website for detailed warranty information.

## Available Colors/Finishes

*Color tiles intended for reference only.*

### Color Code Description

	CP	Polished Chrome
	SN	Vibrant® Polished Nickel
	BN	Vibrant® Brushed Nickel



## Technical Information

All product dimensions are nominal.

## Notes

Install this product according to the installation guide.

Avoid cross-flow conditions. Do not install a shut-off device on either valve outlet.

Cap the shower outlet if the deck-mounted spout, diverter, or handshower is connected to the spout outlet.

Install straight pipe or tube drop of 7" (178 mm) to 18" (457 mm) with single elbow between the valve and the wall-mount spout. Elbow must be a 90 degree drop ell that is secured to rigid framing.

ADA, OBC, CSA B651 compliant when installed to the specific requirements of these regulations.