

Features

- Lever handle style option.
- 7-1/2" (191 mm) gooseneck non-diverter spout with slip-fit connection.

Material

- Brass construction.
- KOHLER finishes resist corrosion and tarnishing.

Installation

- Deck-mount.

Required Products/Accessories

K-300-K High Flow Bath Valve

or

K-300-KR High Flow Valve w/ Rigid Connections

or

K-301-K 3/4" High-Flow Bath Valve

Recommended Products/Accessories

K-23723 Faucet cleaner

Optional Products/Accessories

58598 Deep Rough-in Kit



ADA **CSA B651** **OBC**

Codes/Standards

ASME A112.18.1/CSA B125.1

ADA

ICC/ANSI A117.1

CSA B651










OBC

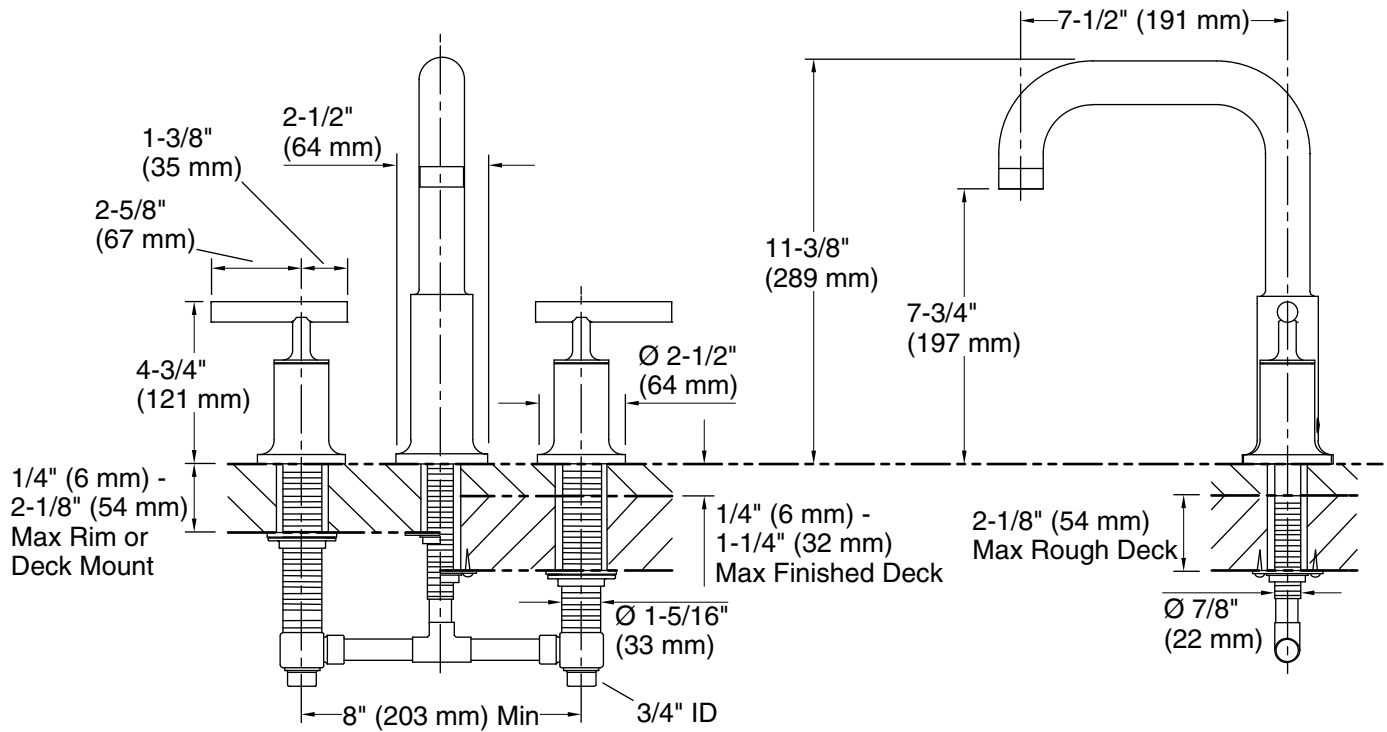
KOHLER® Faucet Lifetime Limited Warranty

See website for detailed warranty information.

Available Colors/Finishes

Color tiles intended for reference only.

| Color | Code | Description |
|---|------|--------------------------------|
|  | CP | Polished Chrome |
|  | SN | Vibrant® Polished Nickel |
|  | BGD | Vibrant® Moderne Brushed Gold |
|  | G | Brushed Chrome |
|  | BN | Vibrant® Brushed Nickel |
|  | BV | Vibrant® Brushed Bronze |
|  | BL | Matte Black |
|  | 2MB | Vibrant® Brushed Moderne Brass |
|  | RGD | Vibrant Rose Gold |



Rim or Deck-Mount Installation

Rough + Finished Deck-Mount Installation

Technical Information

All product dimensions are nominal.

Notes

Install this product according to the installation instructions.

ADA, OBC, CSA B651 compliant when installed to the specific requirements of these regulations.