

### Features

- Single lever handle allows for both volume and temperature control.
- KOHLER ceramic disc valves exceed industry longevity standards for a lifetime of durable performance.
- Temperature memory allows faucet to be turned on and off at the temperature set during prior usage.
- 1.2 gpm (4.5 l/min) maximum flow rate.
- Includes metal pop-up drain with 1-1/4" tailpiece.
- 4-3/16" (107 mm) spout reach.
- Red/blue indexing on handle.
- Coordinates with Honesty faucets accessories, and showering components to complete your bathroom.

### Material

- Brass construction.
- KOHLER finishes resist corrosion and tarnishing.

### Installation

- For single-hole installation.
- Pre-attached flexible supply lines simplify installation.

### Recommended Products/Accessories

- K-23726 Drain treatment
- K-23723 Faucet cleaner

### Included Components

- Additional Components:  
Flexible supply hoses



### Codes/Standards




ASME A112.18.1/CSA B125.1  
NSF/ANSI 61  
NSF/ANSI 372  
All applicable US Federal and State material regulations  
DOE - Energy Policy Act 1992  
EPA WaterSense®  
California Energy Commission (CEC)  
ADA  
ICC/ANSI A117.1  
CSA B651  
OBC

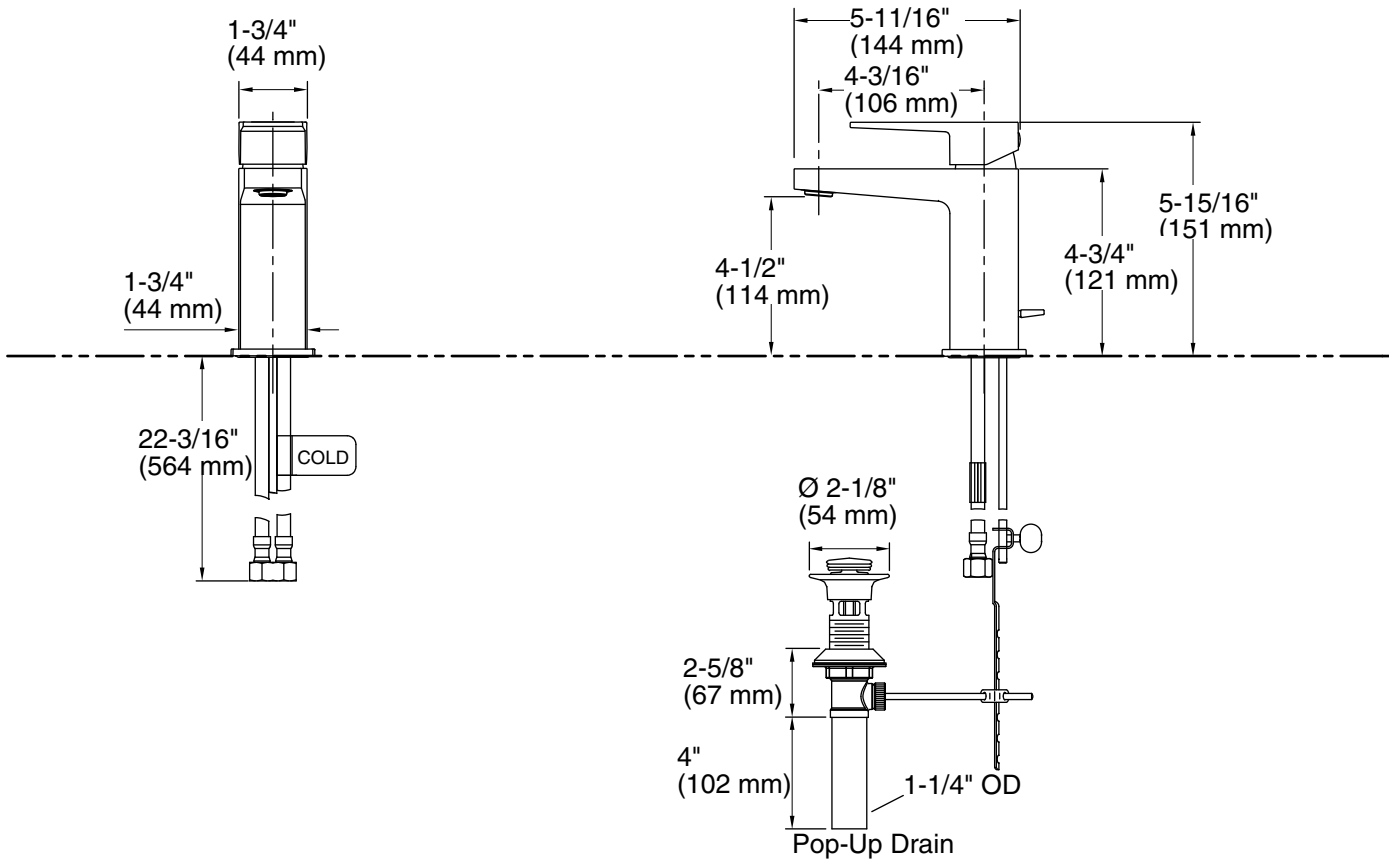
### KOHLER® Faucet Lifetime Limited Warranty

See website for detailed warranty information.

### Available Colors/Finishes

*Color tiles intended for reference only.*

Color	Code	Description
	CP	Polished Chrome
	BN	Vibrant® Brushed Nickel
	BL	Matte Black



### Technical Information

All product dimensions are nominal.

#### Faucet:

Flow rate: 1.2 gal/min (4.5 l/min)  
 Pressure: 60 psi (4.1 bar)  
 Valve body: Plastic  
 Drain included: Yes  
 Drain with overflow: Yes

#### Spout:

Spout reach: 4-3/16" (106 mm)

### Notes

Install this product according to the installation guide.

ADA compliant for handles only.

ADA, OBC, CSA B651 compliant when installed to the specific requirements of these regulations.