

Features

- For use with K-18829-NA 2"x4" in-wall tank and carrier system.
- Large flush actuator plate opening can be removed for easy access to inner tank.
- Dual flush actuator offers a choice of 0.8 or 1.6 gallons per flush (gpf).

Installation

- See installation guide for more detailed information.

Water Conservation & Rebates

- WaterSense® toilets meet strict EPA flushing guidelines, including using at least 20 percent less water than 1.6-gallon toilets.
- Eligible for consumer rebates in some municipalities.

Optional Products/Accessories

K-18829 2x4 In-Wall Tank & Carrier System










Codes/Standards

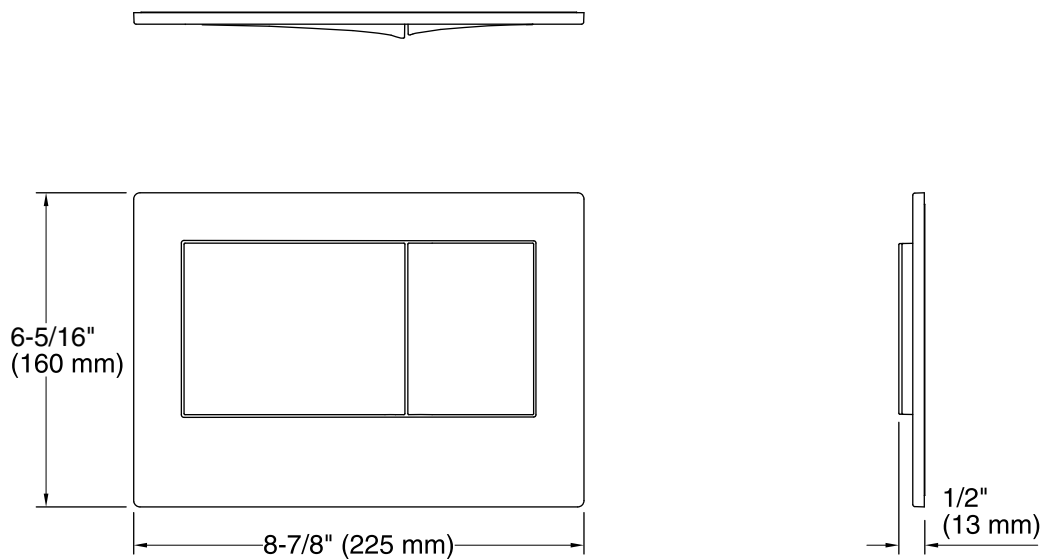
None Applicable

See website for detailed warranty information.

Available Colors/Finishes

Color tiles intended for reference only.

Color	Code	Description
	CP	Polished Chrome
	BN	Vibrant® Brushed Nickel
	2BZ	Oil-Rubbed Bronze
	0	White
	7	Black Black™
	GB1	Glossy Black with Polished Chrome
	GW1	Glossy White with Polished Chrome



Technical Information

All product dimensions are nominal.