

### Features

- Metal construction.
- Leak-free ceramic disc valve allows both volume and temperature control.
- Temperature memory allows faucet to be turned on and off at any temperature setting.
- High-temperature limit setting for added safety.
- Complete range of faucets, accessories and showering components to coordinate a full bathroom.
- 1.2 gpm (4.5 lpm) maximum flow rate at 60 psi (4.14 bar).

### Material

- KOHLER finishes resist corrosion and tarnishing.

### Installation

- Single-hole mounting.
- Not compatible with lavatories with centerset drillings.

### Recommended Products/Accessories

- K-23726 Drain treatment
- K-23723 Faucet cleaner



### Codes/Standards




ASME A112.18.1/CSA B125.1  
NSF/ANSI 61  
NSF/ANSI 372  
All applicable US Federal and State material regulations  
DOE - Energy Policy Act 1992  
EPA WaterSense®  
California Energy Commission (CEC)  
ADA  
ICC/ANSI A117.1

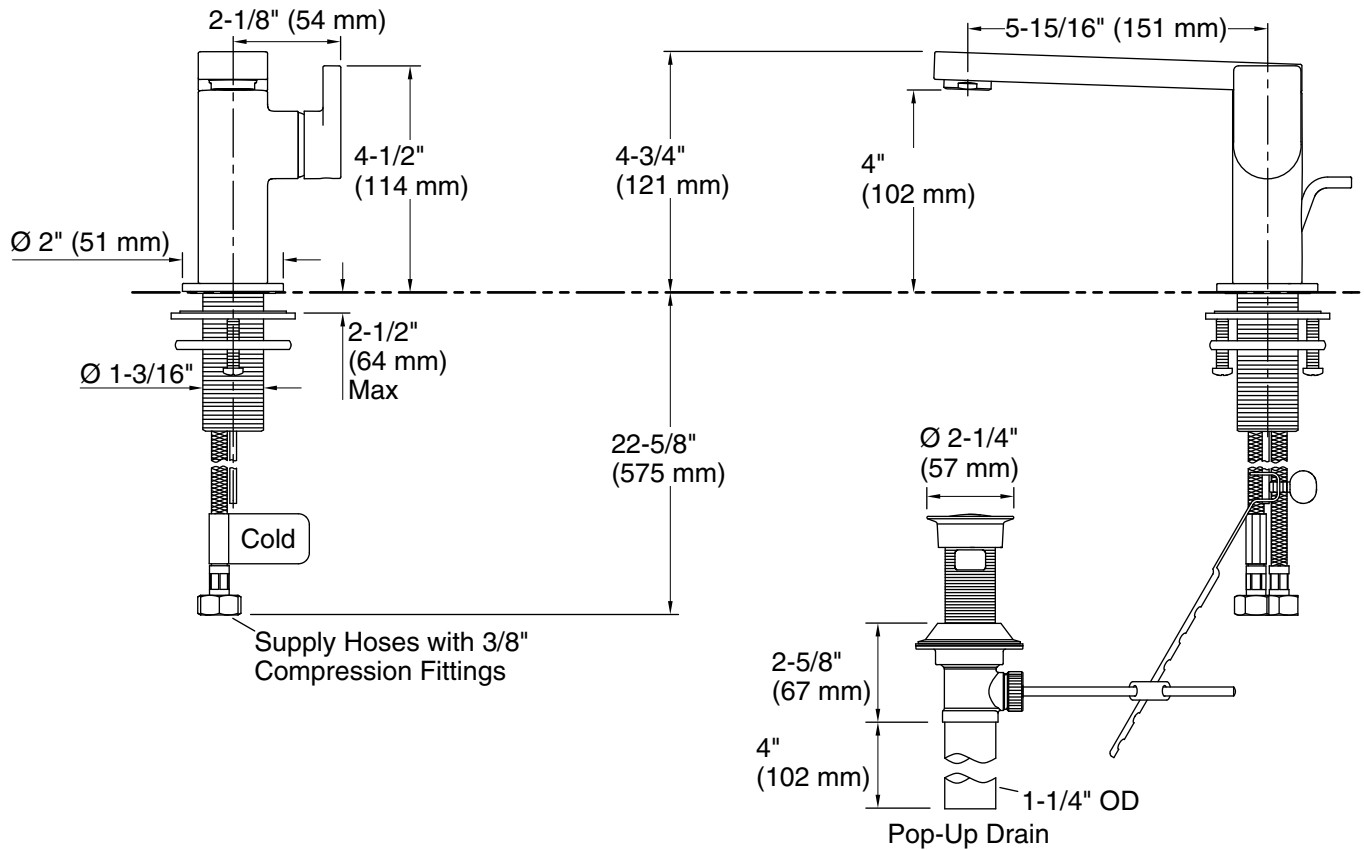
### KOHLER® Faucet Lifetime Limited Warranty

See website for detailed warranty information.

### Available Colors/Finishes

*Color tiles intended for reference only.*

Color	Code	Description
	CP	Polished Chrome
	BL	Matte Black
	TT	Vibrant Titanium



### Technical Information

All product dimensions are nominal.

#### Faucet:

Flow rate: 1.2 gal/min (4.5 l/min)

Pressure: 60 psi (4.1 bar)

Valve body: Cast brass

Drain with overflow: Yes

#### Spout:

Spout reach: 5-15/16" (151 mm)

### Notes

Install this product according to the installation guide.

ADA compliant for handles only.

ADA compliant when installed to the specific requirements of these regulations.