

Features

- 36-inch minimum base cabinet width.
- Double equal bowls.
- 9-inch depth.
- Six oversized faucet holes.
- Oversized holes allow for easy installation of faucets and accessories.
- Smart Divide® features a lower bowl divider that increases workspace and versatility.
- Includes under-mount installation kit for simplified installation.

Material

- KOHLER® enameled cast iron.

Installation

- Under-mount

Recommended Products/Accessories

K-9000 P-Trap
 K-6377 Sponge Caddy
 K-6378 Kitchen Brush Caddy
 K-6379 Kitchen Squeegee
 K-6382 Disinfecting Wipes Dispenser
 K-6383 Soap Dispenser
 K-8618 Paper Towel Holder
 K-8619 Flexible Kitchen Mat
 K-8624 Dish Scraper
 K-5180 Right-Bowl Sink Rack
 K-5182 Left-Bowl Sink Rack
 K-8801 Sink Strainer
 K-8799 Sink Strainer

Included Components

Additional Components:
 Cut-out template
 Under-mount sink kit included



Codes/Standards

















ASME A112.19.1/CSA B45.2

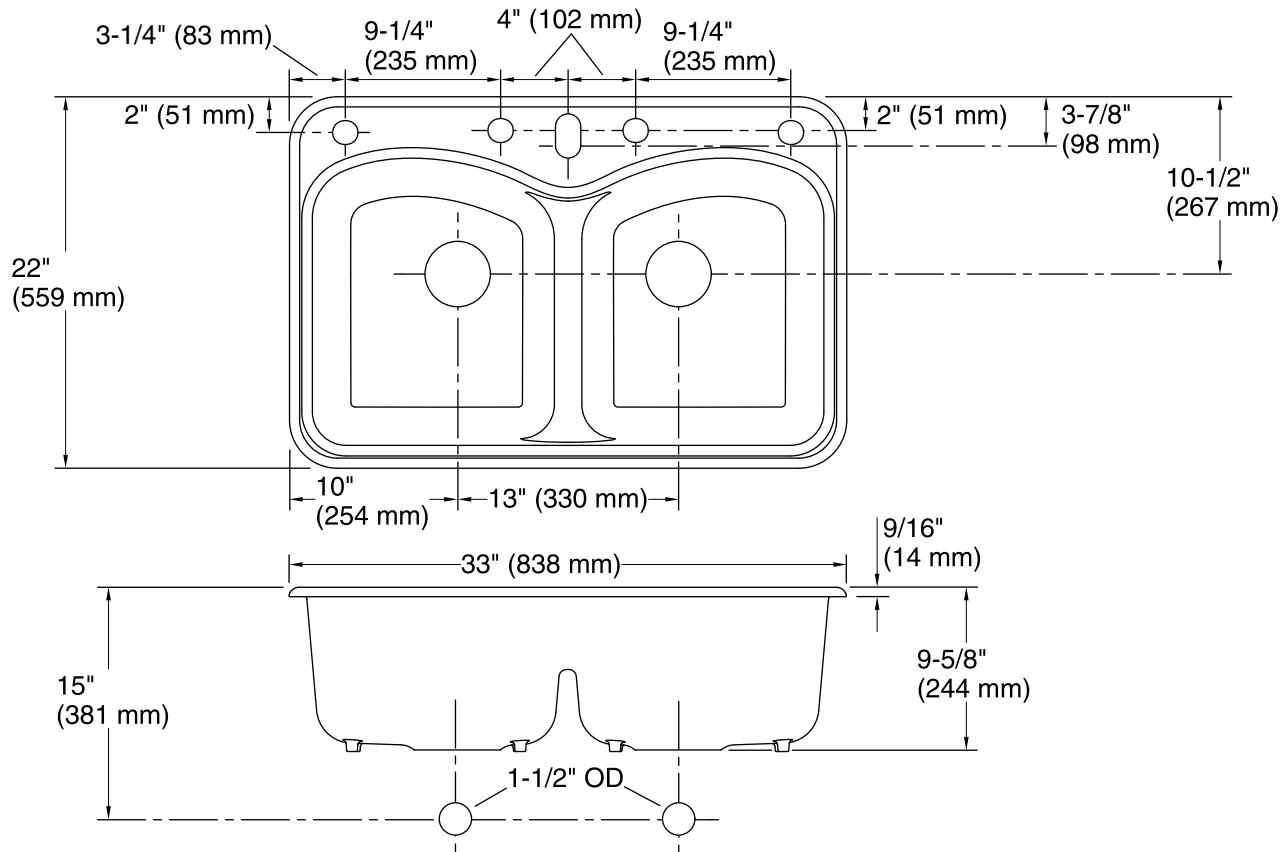
KOHLER® Enameled Cast Iron Kitchen Sink Lifetime Limited Warranty

See website for detailed warranty information.

Available Colors/Finishes

Color tiles intended for reference only.

| Color | Code | Description |
|--|------|---------------|
|  | 0 | White |
|  | FF | Sea Salt™ |
|  | 96 | Biscuit |
|  | 47 | Almond |
|  | FD | Cane Sugar™ |
|  | NY | Dune |
|  | 95 | Ice™ Grey |
|  | G9 | Sandbar |
|  | 33 | Mexican Sand™ |
|  | K4 | Cashmere |
|  | FT | Basalt |
|  | 58 | Thunder™ Grey |
|  | 20 | Suede |
|  | KA | Black 'n Tan |
|  | FP | Caviar |
|  | 7 | Black Black™ |



Technical Information

All product dimensions are nominal.

Bowl configuration: Double equal

Installation: Under-mount

Min. base cabinet width: 36" (914 mm)

Bowl area (Left): Length: 15" (381 mm)
Width: 18-3/8" (467 mm)
Bowl depth: 9" (229 mm)

Bowl area (Right): Length: 15" (381 mm)
Width: 18-3/8" (467 mm)
Bowl depth: 9" (229 mm)

Number of deck holes: 6

Faucet hole(s): 2-3/8" (60 mm)

Drain hole: 3-5/8" (92 mm)

Template: 1043754-7, required, included

Notes

Install this product according to the installation instructions.