

Features

- Fits minimum 33-inch apron sink base cabinet.
- Double equal bowls.
- 8-inch depth.
- Integral apron.
- Three oversized faucet holes with one oversized accessory hole to the right.
- Oversized holes allow for easy installation of faucets and accessories.

Material

- KOHLER® enameled cast iron.

Installation

- Under-mount apron-front.

Recommended Products/Accessories

K-9000 P-Trap
K-6539 Drainboard with Sink Rack
K-6377 Sponge Caddy
K-6378 Kitchen Brush Caddy
K-6379 Kitchen Squeegee
K-6382 Disinfecting Wipes Dispenser
K-6383 Soap Dispenser
K-8618 Paper Towel Holder
K-8619 Flexible Kitchen Mat
K-8624 Dish Scraper
K-8801 Sink Strainer
K-8799 Sink Strainer

Optional Products/Accessories

K-5984 Cutting Board



Codes/Standards
















ASME A112.19.1/CSA B45.2

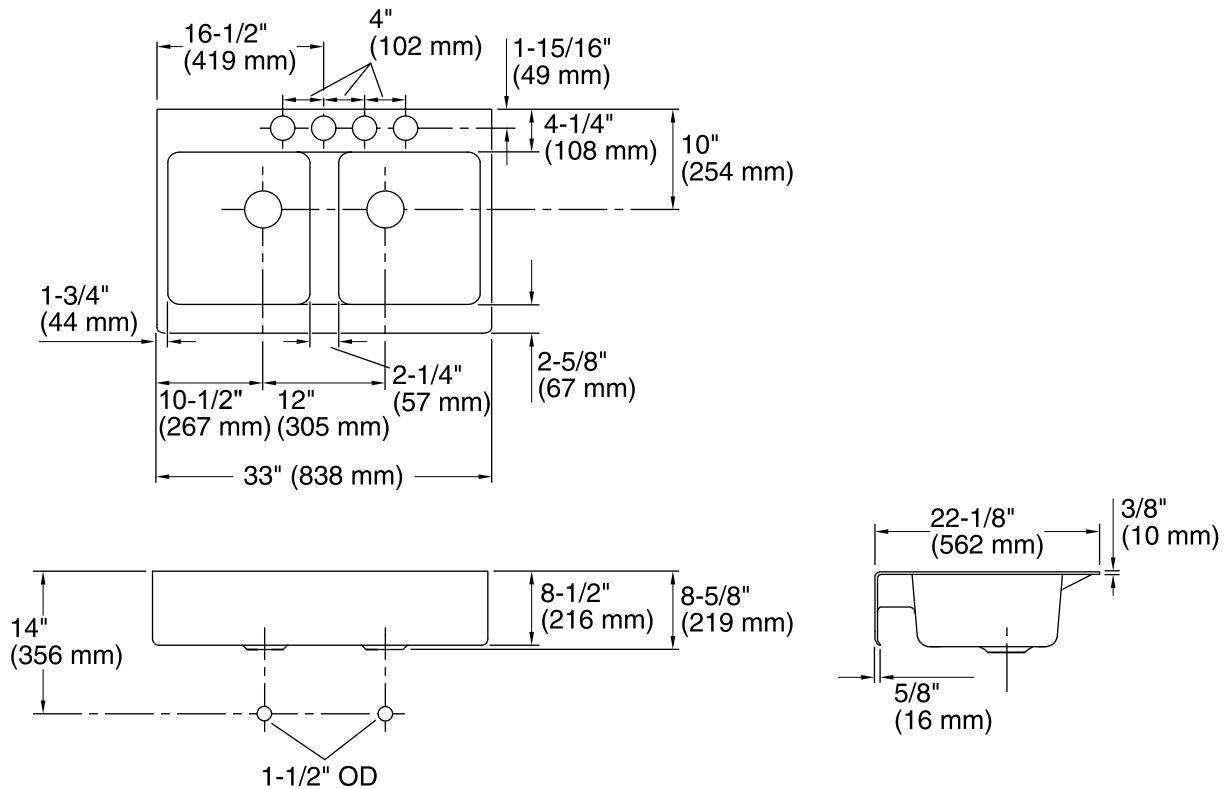
KOHLER® Enameled Cast Iron Kitchen Sink Lifetime Limited Warranty

See website for detailed warranty information.

Available Colors/Finishes

Color tiles intended for reference only.

| Color | Code | Description |
|--|------|---------------|
|  | 0 | White |
|  | FF | Sea Salt™ |
|  | 96 | Biscuit |
|  | 47 | Almond |
|  | FD | Cane Sugar™ |
|  | NY | Dune |
|  | FE | Frost |
|  | G9 | Sandbar |
|  | K4 | Cashmere |
|  | FT | Basalt |
|  | 58 | Thunder™ Grey |
|  | 20 | Suede |
|  | KA | Black 'n Tan |
|  | FP | Caviar |
|  | 7 | Black Black™ |



Technical Information

All product dimensions are nominal.

| | |
|-----------------------|---|
| Installation: | Under-mount |
| Bowl area: | Length: 14" (356 mm) Width: 15" (381 mm) Water depth: 8" (203 mm) |
| Number of deck holes: | 4 |
| Faucet hole spacing: | 4" (102 mm) |
| Faucet hole(s): | 2-3/8" (60 mm) |
| Drain hole: | 3-5/8" (92 mm) |

Notes

Install this product according to the installation instructions.

Due to the special nature of this installation, Kohler Co. recommends that an experienced cabinet maker use the actual sink to build the new cabinet or modify an existing cabinet.

For under-mount installations, allow a 3/4" (19 mm) reveal to support the K-5984 cutting board.