

### Features

- 36-inch minimum base cabinet width.
- Double-equal bowls.
- 9" (229 mm) depth provides generous workspace.
- Five oversized faucet holes.
- Oversized holes allow for easy installation of faucets and accessories.
- Rear drain increases workspace in the sink and storage space underneath.
- Includes cutout template.

### Material

- KOHLER® enameled cast iron.

### Installation

- Undermount.

### Recommended Products/Accessories

K-6197 Sink Rack  
K-8801 Sink Strainer  
K-8799 Sink Strainer  
K-23726 Drain treatment  
K-23725 Cast iron cleaner  
1411886 Undermount sink kit 23"

### Optional Products/Accessories

K-6545 Sponge Caddy  
K-11352 Disposal Flange with Stopper  
K-9000 P-Trap



### Codes/Standards














ASME A112.19.1/CSA B45.2

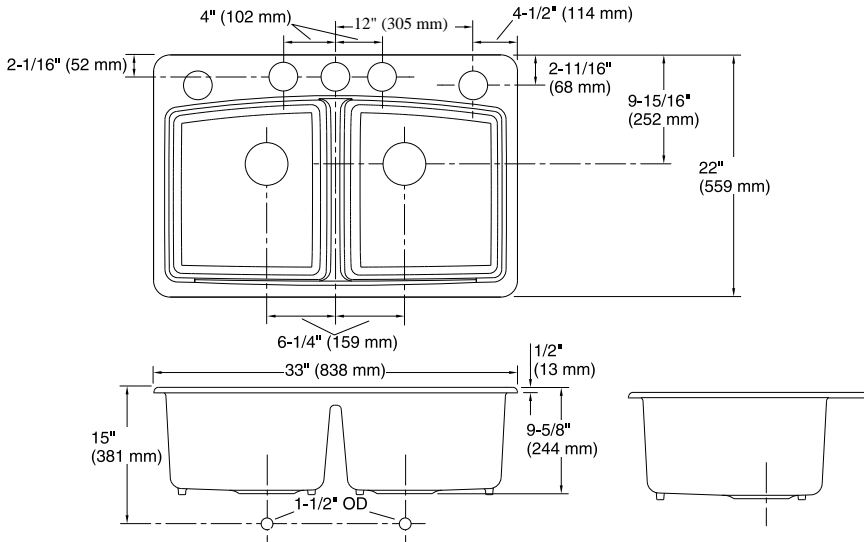
### KOHLER® Enameled Cast Iron Kitchen Sink Lifetime Limited Warranty

See website for detailed warranty information.

### Available Colors/Finishes

*Color tiles intended for reference only.*

Color	Code	Description
	0	White
	FF	Sea Salt™
	96	Biscuit
	47	Almond
	FD	Cane Sugar™
	NY	Dune
	95	Ice™ Grey
	G9	Sandbar
	K4	Cashmere
	FT	Basalt
	58	Thunder™ Grey
	FP	Caviar
	7	Black Black™



### Technical Information

All product dimensions are nominal.

Bowl configuration: Double equal

Installation: Undermount

Min. base cabinet width: 36" (914 mm)

Bowl area (Left): Length: 14-3/16" (360 mm)  
Width: 16-1/16" (408 mm)  
Bowl depth: 9" (229 mm)

Bowl area (Right): Length: 14-3/16" (360 mm)  
Width: 16-1/16" (408 mm)  
Bowl depth: 9" (229 mm)

Number of deck holes: 5

Faucet hole(s): 2-3/8" (60 mm)

Drain hole: 3-7/8" (98 mm)

Template: 1174556-7, required, included

### Notes

Install this product according to the installation instructions.

**NOTICE:** Countertop manufacturer or cutter must use the cut-out template provided with the product, or a current one provided by Kohler Co. (call 1-800-4-KOHLER). Kohler Co. is not responsible for cutout errors when the incorrect cut-out template is used.