

### Features

- Sturdy, chip-resistant polypropylene with a finish that won't stain or peel
- Ergonomic contour adds additional comfort.
- Integrated handle allows the user to easily raise and lower the ring
- The check hinge will stop the seat from leaning back and applying pressure on a tank or a flushometer



### Codes/Standards






None Applicable

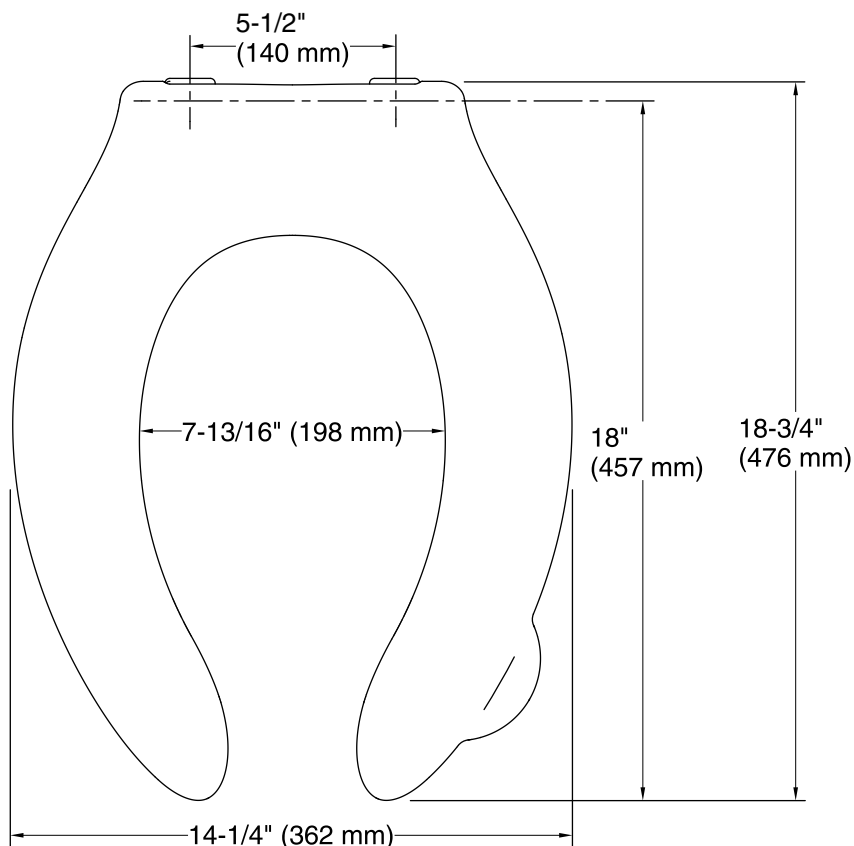
### KOHLER® One-Year Limited Warranty

See website for detailed warranty information.

### Available Colors/Finishes

*Color tiles intended for reference only.*

Color	Code	Description
	0	White
	96	Biscuit
	47	Almond
	G9	Sandbar
	7	Black Black™

**Technical Information**

All product dimensions are nominal.

Seat shape type: Elongated

Seat front type: Open-front

Seat hinge type: Check

Seat-mounting holes: 5-1/2" (140 mm)

**Notes**

Install this product according to the installation guide.