



# Wellcommme™

## Elongated Flushometer Bowl

### K-4349

#### Features

- Vitreous china.
- Elongated bowl.
- 2-1/4" (57 mm) passageway.
- 11-3/8" (289 mm) x 10-3/8" (264 mm) water area.
- 11" (279 mm) minimum rough-in.
- 1-1/2" rear spud.
- 1.28 gpf (4.8 lpf) or 1.6 gpf (6.0 lpf) depending on flushometer specified.
- 26" (660 mm) x 14-1/2" (368 mm) x 14-3/4" (375 mm).

#### Included Components

Additional Components:

- Bolt cap (pair)
- Spud



#### Codes/Standards




ASME A112.19.2/CSA B45.1  
DOE - Energy Policy Act 1992

#### KOHLER® One-Year Limited Warranty

See website for detailed warranty information.

#### Available Colors/Finishes

*Color tiles intended for reference only.*

| Color  | Code | Description  |
|--|------|--------------|
|  | 0    | White        |
|  | 96   | Biscuit      |
|  | 7    | Black Black™ |

