



Highline® Comfort Height®

Two-piece elongated 1.28 gpf chair height toilet

K-3999

Features

- Two-piece design.
- Elongated bowl offers added room and comfort.
- Comfort Height® feature offers chair-height seating that makes sitting down and standing up easier for most adults.
- 1.28 gpf (4.8 lpf).
- Left-hand Polished Chrome trip lever.
- Combination consists of the K-4467 tank and the K-4199 bowl.

Technology

- Single-flush gravity uses the force of gravity and a precision-engineered tank, bowl, and trapway to create a strong siphon during flushing.
- Class Five® flushing technology offers virtually plug-free performance and rinsing power for a clean bowl.

Installation

- Standard 12" (305 mm) rough-in.
- Three-bolt quick-connect installation.
- Seat and supply line sold separately.

Water Conservation & Rebates

- Eligible for consumer rebates in some municipalities.

Recommended Products/Accessories

- K-4636 Cachet® Quiet-Close™ Elongated Toilet Seat
- K-5588 Purefresh® Elongated Toilet Seat
- K-4108 C³®-230 Elongated cleansing toilet seat
- K-5420 Low-Profile Bolt Caps
- K-9379 Trip Lever
- 1023457 Wax Ring/Hardware Kit
- 1265114 Connector Hose
- K-23726 Drain treatment

Included Components

Product consists of:

- K-4467 Toilet tank, 1.28 gpf
- K-4199 Two-piece elongated chair height toilet bowl

Additional Components:

- Bolt cap accessory pack
- Tank cover
- Trip lever



ADA **CSA B651** **OBC**

Codes/Standards




- ASME A112.19.2/CSA B45.1
- DOE - Energy Policy Act 1992
- EPA WaterSense®
- ADA
- ICC/ANSI A117.1
- CSA B651
- OBC

KOHLER® Toilets and Seats Limited Warranty

See website for detailed warranty information.

Available Colors/Finishes

Color tiles intended for reference only.

Color	Code	Description
	0	White
	96	Biscuit
	7	Black Black™

1-800-4KOHLER (1-800-456-4537)

Kohler Co. reserves the right to make revisions without notice to product specifications. For the most current Specification Sheet, go to www.kohler.com.

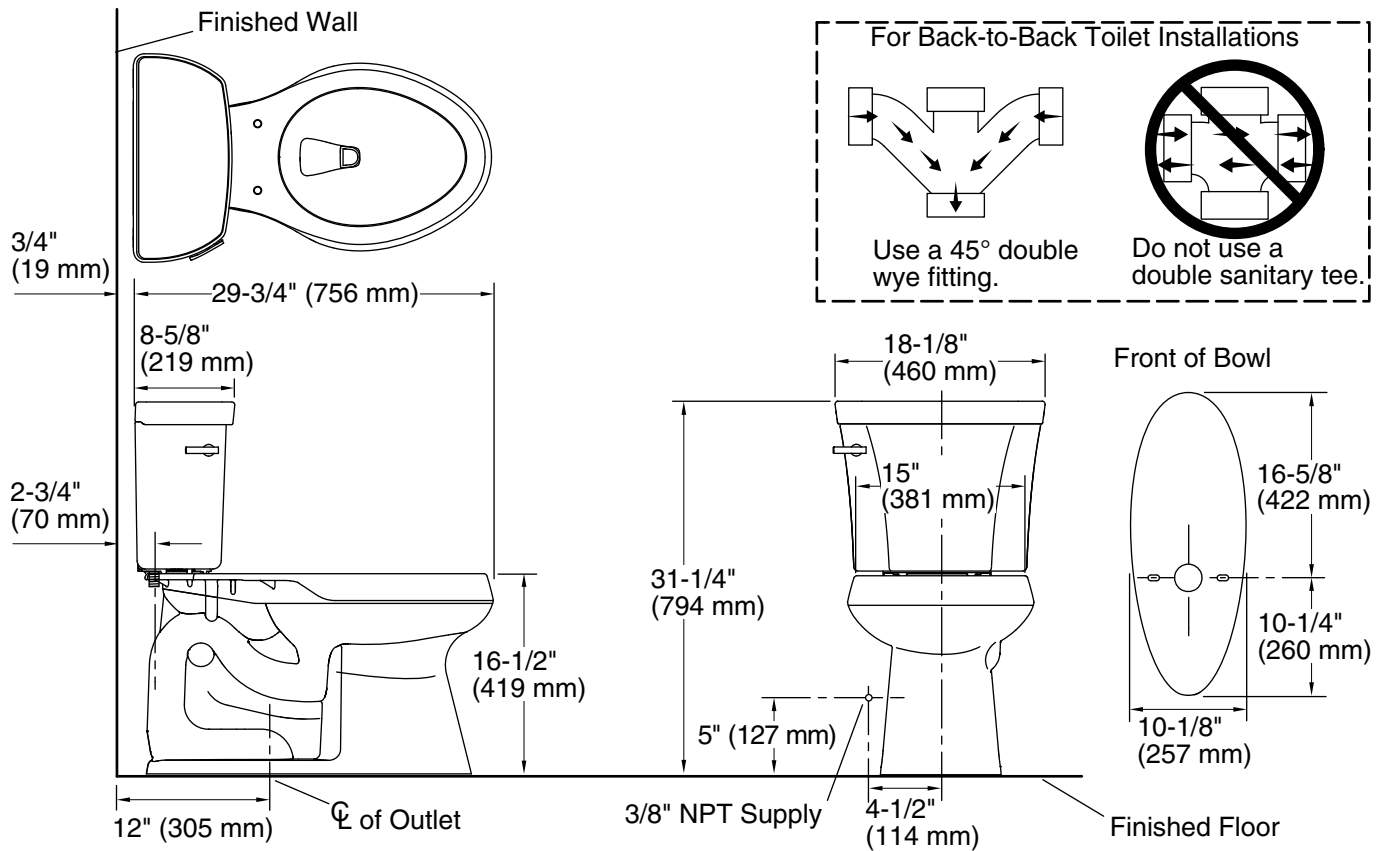
THE BOLD LOOK
OF **KOHLER**®



Highline® Comfort Height®

Two-piece elongated 1.28 gpf chair height toilet

K-3999



Technical Information

All product dimensions are nominal.

Toilet type:	Two-piece, Floor-mount
Waste Outlet:	Floor
Bowl shape:	Elongated
Flush type:	Class Five®
Trap passageway:	2-1/8" (54 mm)
Water Consumption	
Full:	1.28 gpf (4.8 lpf)
Water surface size:	11-3/8" x 8" (289 mm x 203 mm)
Rim to water surface:	5-3/8" (137 mm)
Rough-in:	12" (305 mm)
Seat-mounting holes:	5-1/2" (140 mm)

Notes

Install this product according to the installation instructions.

For back-to-back toilet installations: Use only a 45° double wye fitting.

ADA, OBC, CSA B651 compliant when installed to the specific requirements of these regulations.

Plumbing codes may require elongated toilets and elongated, open-front seats in public bathrooms.

Accessibility standards may require controls to be located on the open side of the toilet.