

### Features

- Two-piece design.
- Elongated bowl offers added room and comfort.
- Comfort Height® feature offers chair-height seating that makes sitting down and standing up easier for most adults.
- 1.6 gpf (6.0 lpf)
- Left-hand Polished Chrome trip lever.
- Combination consists of the K-4309 bowl and the K-4418 tank.
- Coordinates with other products in the Cimarron collection.

### Technology

- Single-flush gravity uses the force of gravity and a precision-engineered tank, bowl, and trapway to create a strong siphon during flushing.
- AquaPiston® canister allows water to flow into the bowl from all sides (360 degrees), increasing the power and effectiveness of the flush.
- Flush valve's 3:2 ratio harnesses the natural force of gravity and optimizes flush performance.
- Durable canister design has 90% less exposed seal material than a 3" flapper for leak-free performance.
- Light-touch canister flush requires a lower actuation force than a flapper.
- AquaPiston® canister flush valve optimizes flush performance and resists warping and deterioration.

### Installation

- Standard 12" (305 mm) rough-in.
- DryLock® System saves installation time and helps prevent water leakage.
- Seat and supply line sold separately.

### Recommended Products/Accessories

K-4636 Cachet® Quiet-Close™ Elongated Toilet Seat  
 K-5588 Purefresh® Elongated Toilet Seat  
 K-4108 C³®-230 Elongated cleansing toilet seat  
 K-5420 Low-Profile Bolt Caps  
 K-9466-L Left-Hand Trip Lever  
 K-9470-L Left-Hand Trip Lever  
 1023457 Wax Ring/Hardware Kit  
 1265114 Connector Hose  
 K-23726 Drain treatment

### Included Components

Product consists of:

K-4309 Elongated chair height toilet bowl  
 K-4418 Toilet tank, 1.6 gpf

Additional Components:

Bolt cap accessory pack  
 Tank accessory pack  
 Tank cover



ADA CSA B651 OBC

### Codes/Standards







ASME A112.19.2/CSA B45.1  
 ADA  
 ICC/ANSI A117.1  
 CSA B651  
 OBC

### KOHLER® Toilets and Seats Limited Warranty

See website for detailed warranty information.

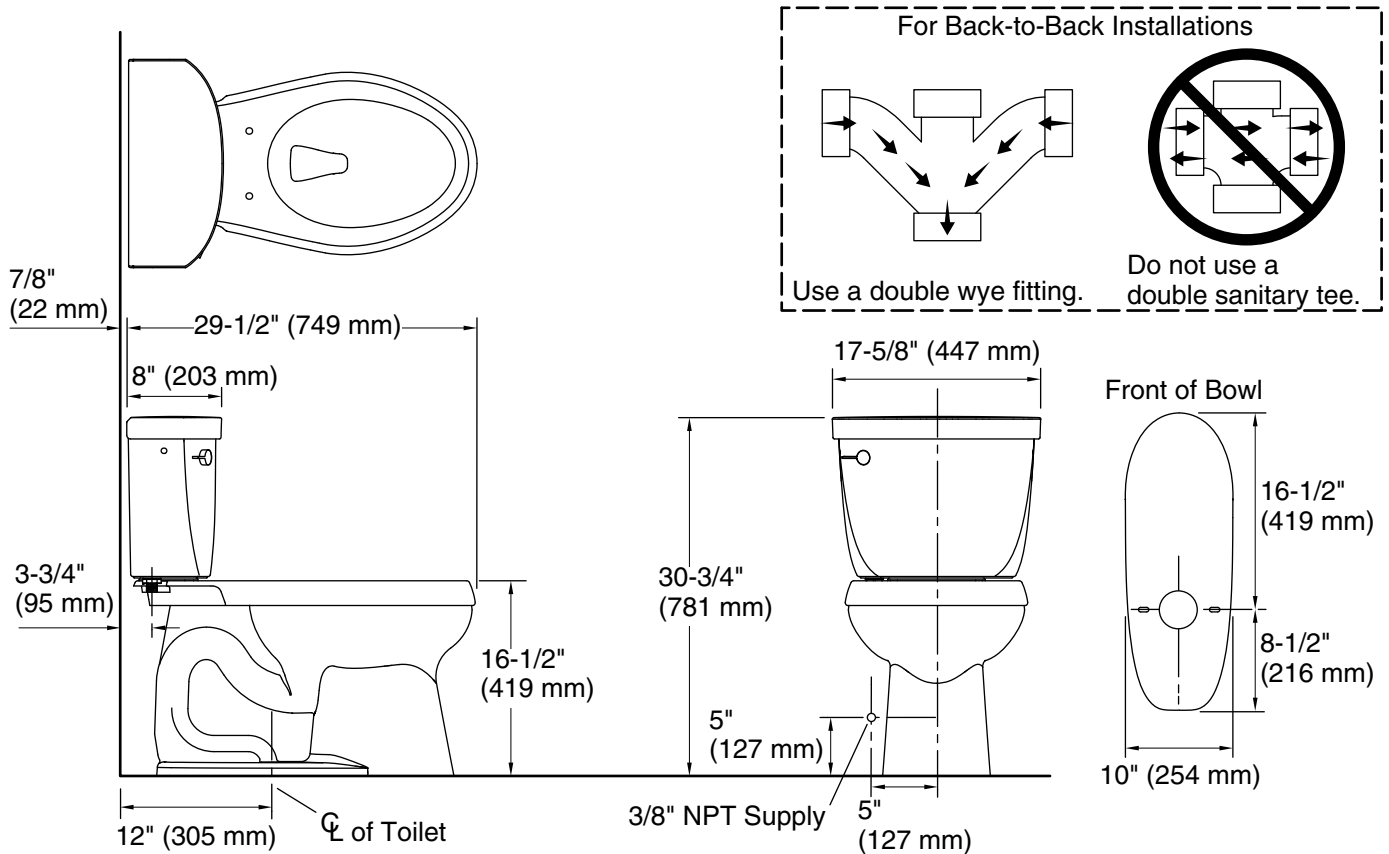
### Available Colors/Finishes

*Color tiles intended for reference only.*

Color	Code	Description
	0	White
	96	Biscuit
	NY	Dune
	95	Ice™ Grey
	G9	Sandbar
	7	Black Black™



**Cimarron® Comfort Height®**  
Two-piece elongated 1.6 gpf chair height toilet  
**K-3589**



**Technical Information**

All product dimensions are nominal.

Toilet type:	Two-piece, Floor-mount
Waste Outlet:	Floor
Bowl shape:	Elongated
Flush type:	AquaPiston®
Trap passageway:	2-1/8" (54 mm)
Water Consumption	
Full:	1.6 gpf (6 lpf)
Water surface size:	10-1/2" x 7-1/8" (267 mm x 181 mm)
Rim to water surface:	6-1/8" (156 mm)
Rough-in:	12" (305 mm)
Seat-mounting holes:	5-1/2" (140 mm)

**Notes**

- Install this product according to the installation instructions.
- For back-to-back toilet installations: Use only a 45° double wye fitting.
- ADA, OBC, CSA B651 compliant when installed to the specific requirements of these regulations.
- Plumbing codes may require elongated toilets and elongated, open-front seats in public bathrooms.
- Accessibility standards may require controls to be located on the open side of the toilet.