

### Features

- Glazed underside works beautifully for countertop installations.

### Material

- Vitreous china.

### Installation

- No faucet holes; requires wall- or counter-mount faucet.
- Vessel or wall-mount.
- Requires K-9655 Vessel bracket for wall-mount installation.

### Recommended Products/Accessories

K-7114 Pop-Up Drain  
K-7129 Drain  
K-9018 P-Trap  
K-23726 Drain treatment  
K-23725 Cast iron cleaner

### Included Components

Additional Components:  
Adjustable linkage  
Cut-Out Template



ADA CSA B651

### Codes/Standards










ASME A112.19.2/CSA B45.1  
ADA  
ICC/ANSI A117.1  
CSA B651

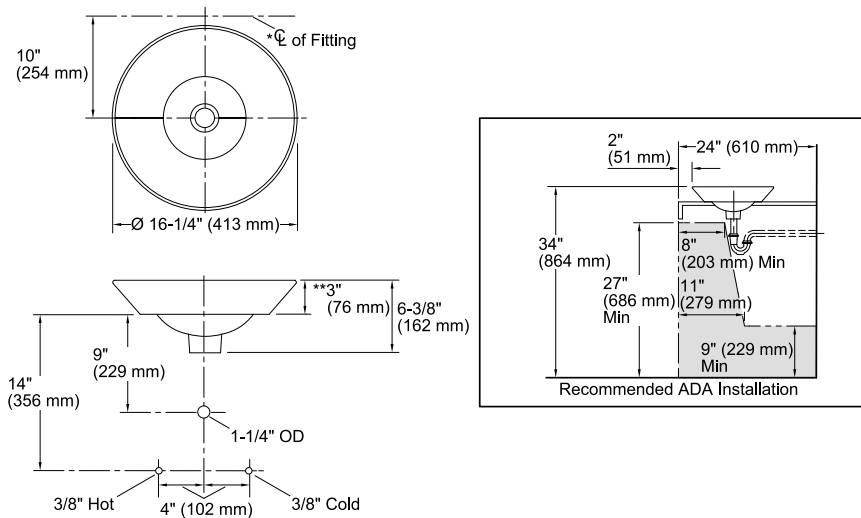
### KOHLER® One-Year Limited Warranty

See website for detailed warranty information.

### Available Colors/Finishes

*Color tiles intended for reference only.*

Color	Code	Description
	0	White
	HW1	Honed White
	96	Biscuit
	47	Almond
	95	Ice™ Grey
	33	Mexican Sand™
	7	Black Black™
	C9	Cobalt Blue
	S3	Stoneware



### Technical Information

All product dimensions are nominal.

Installation:	Drop-in, Vessel
Bowl area:	Water depth: 4-1/4" (108 mm)
Drain hole:	1-3/4" (44 mm)
Template:	1002980-7, required, not included

### Notes

Install this product according to the installation instructions.

Spout must be 5" (127 mm) long (min) for adequate clearance into the bathroom sink when installed with centerline as shown.

Spout must be tall enough to clear 3" (76 mm) rim height and provide a 1" (25 mm) air gap per ASME A112.1.2

NOTICE: Countertop manufacturer or cutter must use the cut-out template provided with the product, or a current one provided by Kohler Co. (call 1-800-4-KOHLER). Kohler Co. is not responsible for cut-out errors when the incorrect cut-out template is used.

ADA, CSA B651 compliant when installed to the specific requirements of these regulations.