

Features

- Single faucet hole.
- Oval basin.
- Overflow drain.
- Combines with K-2057 shroud to create K-2035-1 Pinoir wall-mount lavatory

Material

- Vitreous china.

Required Products/Accessories

For wall-mount installation
K-2057 Bathroom Sink Shroud



ADA CSA B651 OBC

Codes/Standards

ASME A112.19.2/CSA B45.1
ADA
ICC/ANSI A117.1
CSA B651
OBC




KOHLER® One-Year Limited Warranty

See website for detailed warranty information.

Available Colors/Finishes

Color tiles intended for reference only.

Color	Code	Description
-------	------	-------------

	0	White
	96	Biscuit
	47	Almond

No image available.

This product is a component and not intended to be a standalone installation.

Technical Information

All product dimensions are nominal.

Bowl configuration:	Single
Installation:	Wall-mount
Bowl area:	Length: 18" (457 mm) Width: 12" (305 mm) With overflow: Yes Water depth: 4" (102 mm)
Number of deck holes:	1
Faucet hole(s):	1-3/8" (35 mm)
Drain hole:	1-3/4" (44 mm)

Notes

Install this product according to the installation instructions.

ADA, OBC, CSA B651 compliant when installed to the specific requirements of these regulations.