

Features

- Brass construction.
- Single-hole mounting.
- Above-counter battery and valve for easy installation and maintenance.
- Vandal-resistant aerator.
- 24" (610 mm) flexible supply hoses for easy installation.
- 5" (127 mm) spout reach.
- Stationary spout.
- Without temperature mixer.
- Includes two AAA batteries.
- Less drain.
- 0.5 gal/min (1.9 l/min) maximum flow rate [max at 60 psi (4.14 bar)].



ADA CSA B651 OBC

Codes/Standards



ASME A112.18.1/CSA B125.1
NSF/ANSI 372
All applicable US Federal and State material regulations
DOE - Energy Policy Act 1992
ADA
ICC/ANSI A117.1
CSA B651
OBC

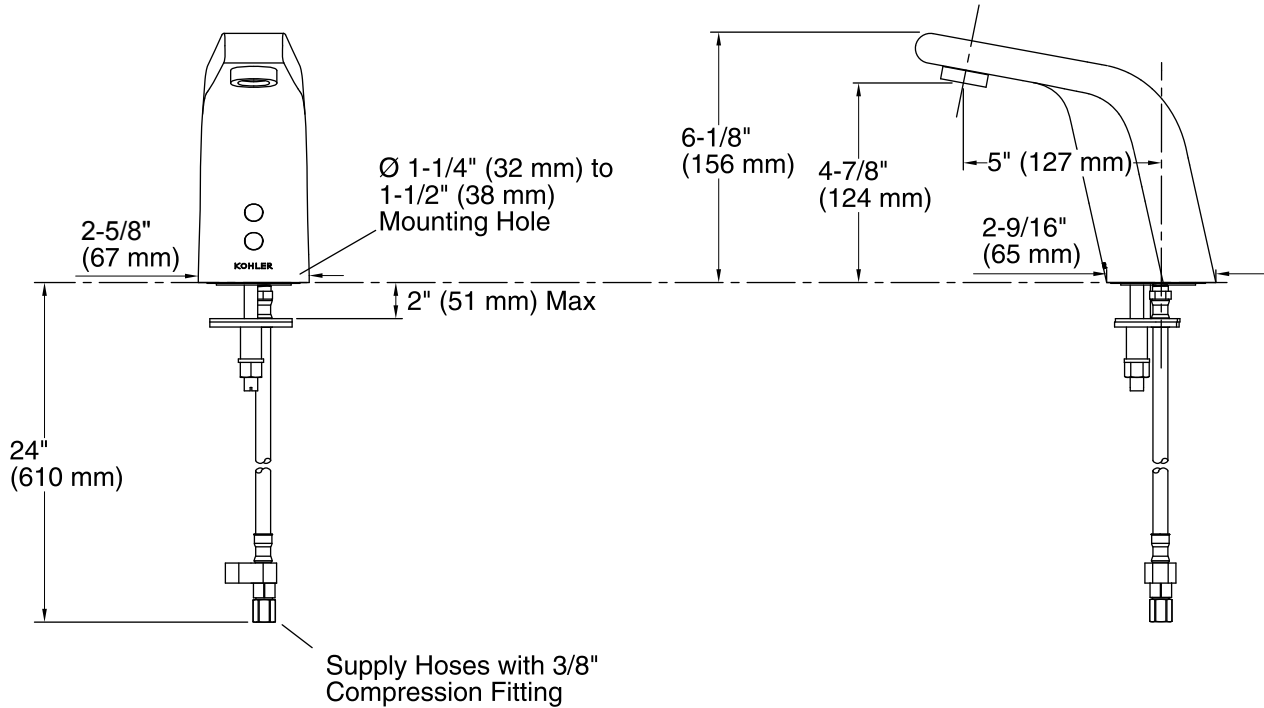
KOHLER® Electronic Faucets, Valves, and Controls Five-Year Limited Warranty

See website for detailed warranty information.

Available Colors/Finishes

Color tiles intended for reference only.

Color	Code	Description
	CP	Polished Chrome
	VS	Vibrant® Stainless



Technical Information

All product dimensions are nominal.

Power source: Battery - DC, included

Faucet:

Flow rate: 0.5 gal/min (1.9 l/min)

Pressure: 60 psi (4.1 bar)

Valve body: Machined-brass

Notes

Install this product according to the installation guide.

A $1\text{-}1/4\text{''}$ (32 mm) minimum to $1\text{-}1/2\text{''}$ (38 mm) maximum diameter mounting hole is required.

The minimum distance between the back of the faucet spout and the wall must be $1\text{-}3/4\text{''}$ (44 mm).

This will allow proper clearance for setscrew access.

The maximum distance between the bathroom sink basin edge to the base of the faucet spout must be $1\text{-}3/4\text{''}$ (44 mm).

The maximum height of the lip basin should be $3/4\text{''}$ (19 mm).

Product includes rosebud spray aerator. Other aerator styles are available.

ADA, OBC, CSA B651 compliant when installed to the specific requirements of these regulations.