

CURRENT TRANSFORMER CABINETS, 400-800 AMP, TYPE 3R



INDUSTRY STANDARDS

UL 414 Listed; Type 3R; File No. E240312
 UL 50, 50E Listed; Type 3R; File No. E27525
 cUL Listed per CSA C22.2 No 94; Type 3R; File No. E27525

NEMA Type 3R
 IEC 60529, IP32

APPLICATION

These Current Transformer Cabinets (for Window-Type Current Transformers) provide Type 3R protection and a factory-installed wiring buss for 400-800 Amp, 600 VAC current transformers. The assembly has a 50 k AIC rating.

FEATURES

- Overlapping double-door model with 3-point latch and lift-off hinges
- Door stop provision included
- Includes padlock provisions in handle
- Mild steel hinges
- Use with window-type current transformer
- Drip-shield top and seam-free sides, front and back
- Three removable copper buss bars
- Buss bar cross section 3.00 in. x .25 in. (76 mm x 6 mm)

- Neutral bar
- Aluminum mechanical lugs dual rated (Cu/Al), two conductor
- Maximum conductor size 600 kcmil
- Insulating bar mounting bracket 12 gauge painted steel
- Mounting holes on back of enclosure
- No gasketing or knockouts
- Ground stud provided

SPECIFICATIONS

14 gauge galvanized steel

FINISH

ANSI 61 gray polyester powder paint

ELECTRICAL SPECIFICATIONS

400-800 Amp, 50 k AIC, 600 VAC

ACCESSORIES

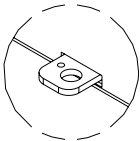
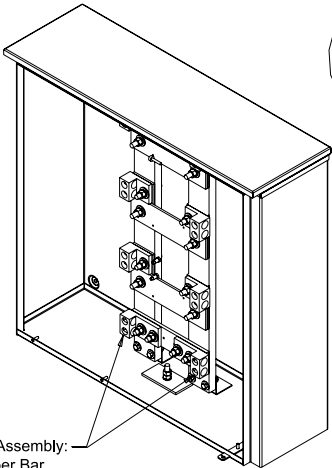
See also Accessories.
 Touch-Up Paint

BULLETIN: A90CT

Standard Product

Catalog Number	AxBxC in.	AxBxC mm	Style
A800HCT1R	36.00 x 36.00 x 11.00	914 x 914 x 305	Hinged double-door

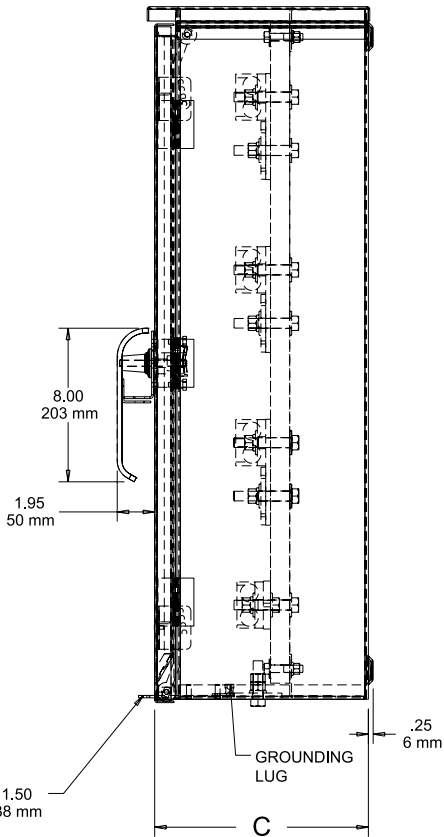
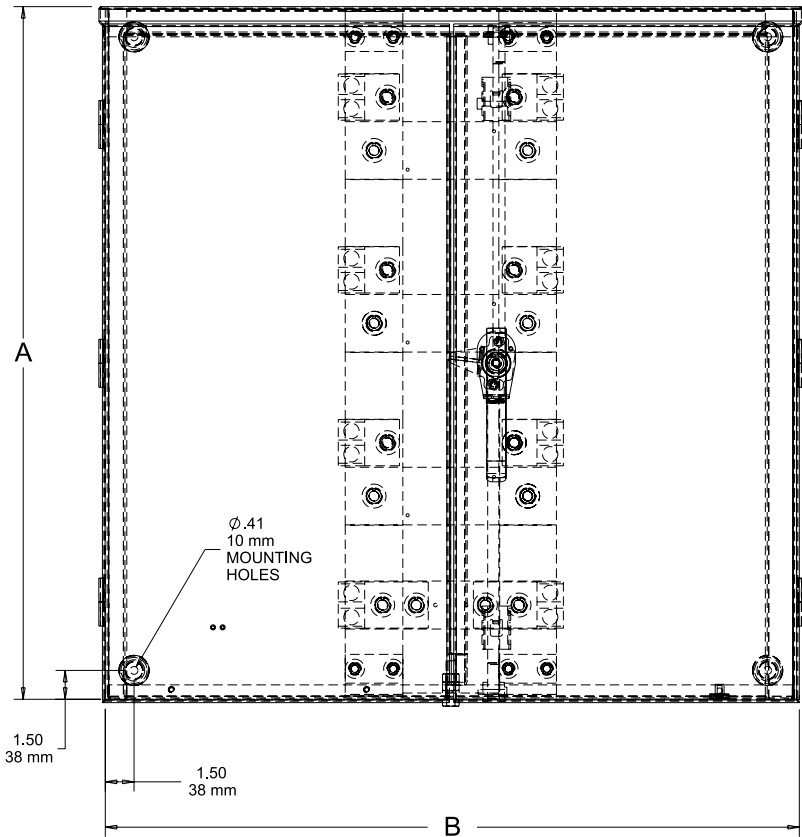
Buss Assembly



Padlocking Staple

Neutral Assembly:
(1) Copper Bar
(2) Aluminum Mechanical Lugs,
Dual Rated, 2 Conductor (600 KCMIL)
1/2" Hardware

87938979



87938807