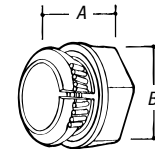


Electrical Metallic Tubing (EMT) Fittings

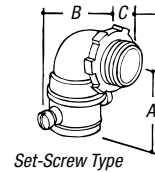
EMT Connectors — Die-Cast Zinc

CAT. NO.	TRADE SIZE (IN.)	DIMENSIONS (IN.)		STD. CTN.
		A	B	
Two-Piece Type				
TC-201-SC	½	.68	1.05	1,000
<i>UL File No. E16592.</i>				

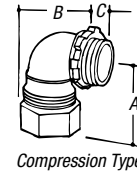


EMT Connector

CAT. NO.	TRADE TYPE (IN.)	SIZE (IN.)	DIMENSIONS (IN.)			STD. CTN.
			A	B	C	
90° Angle						
TC921	Set-Screw Type	½	1.27	1.15	.45	200
TC-911-SC	Compression Type	½	1.37	1.15	.45	200
TC-912-SC	Compression Type	¾	1.86	.95	.52	200



Set-Screw Type



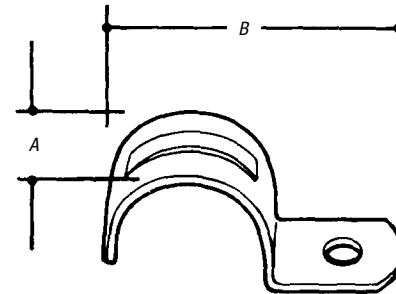
Compression Type

One-Hole Snap Straps — Steel

- Steel
- Zinc plated

CAT. NO.	CONDUIT SIZE (IN.)	DIMENSIONS (IN.)		STAINLESS STEEL STD. CTN.	REGULAR STD. CTN.
		A	B		
EMT to Flex Compression to Screw-In Type — Die-Cast Zinc					
TS 101	½	.57	1.79	25	100
TS-102	¾	.62	1.96	25	50
TS-103	1	.75	2.25	25	50
TS-104	1¼	.88	2.85	10	25
TS-105	1½	.99	3.16	5	20
TS-106	2	1.10	3.93	5	10
HS-107	2½	1.28	5.00	5	25
HS-108	3	1.28	5.55	5	25
HS-109	3½	1.28	6.37	5	10
HS-110	4	1.28	6.87	5	10

Add SS suffix to part number for Stainless Steel.

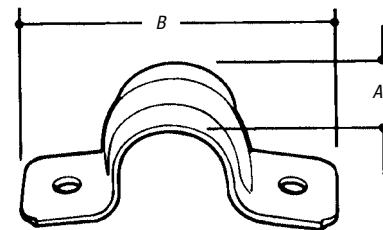


Two-Hole EMT Straps — Steel — Malleable Insulated

- Steel
- Zinc plated

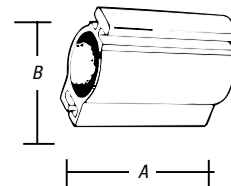
CAT. NO.	CONDUIT SIZE (IN.)	DIMENSIONS (IN.)		STAINLESS STEEL STD. CTN.	REGULAR STD. CTN.
		A	B		
TS-901	½	.56	2.20	25	250
TS-902	¾	.62	2.67	25	200
TS-903	1	.68	2.97	25	100
TS-904	1¼	.75	3.67	10	50
TS-905	1½	.88	4.22	5	5
TS-906	2	1.00	4.91	5	25

Add SS suffix to part number for Stainless Steel.



Space Caps — Plastic

CAT. NO.	CONDUIT SIZE (IN.)	DIMENSIONS (IN.)		STD. CTN.
		A	B	
BT-501	½	2 ¹⁵ / ₃₂	1 ³³ / ₆₄	100
BT-502	¾	2 ¹⁵ / ₃₂	1 ⁴⁷ / ₆₄	100
BT-503	1	2 ¹⁵ / ₃₂	1 ³⁷ / ₃₂	100
BT-504	1¼	2 ¹⁵ / ₃₂	2 ³¹ / ₆₄	100
BT-505	1½	2 ¹⁵ / ₃₂	3 ⁷ / ₃₂	100



Nail Straps — Steel

- Steel
- Zinc plated

CAT. NO.	RIGID/MC SIZE (IN.)	EMT SIZE (IN.)	FLEX SIZE (IN.)	DIMENSIONS (IN.)		STD. CTN.
				A	B	
N-101-SC	—	½	¾	1 ¹⁵ / ₁₆	1 ⁵ / ₆₄	1,000
N-102-SC	½	¾	½	2 ³ / ₁₆	1 ¹⁷ / ₃₂	1,000
N-103-SC	¾	1	—	2 ⁵ / ₈	1 ¹⁵ / ₃₂	1,000

