

Code•Master Jr.™ HID Factory Sealed Luminaires

Explosionproof, Dust-Ignitionproof

Integrally Ballasted. 50 W, 70 W, 100 W, 150 W HPS; 50 W, 70 W, 100 W, 175 W PSMH. 175 W MH EFL . Medium Base. For Use with Threaded Metal Conduit.

NEC:

Class I, Division 1 and 2, Groups B, C, D
Class II, Division 1 and 2, Groups E, F, G
Class III
Marine type electric fixtures, outside type
(salt water)

CSA: EFL

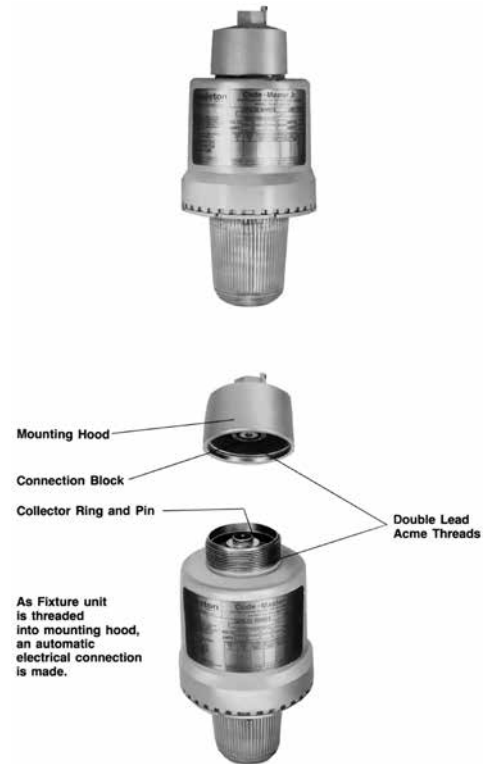
Class I, Division 1 and 2, Groups B, C, D
Class II, Division 1 and 2, Groups E, F, G
Class III
Type 4X
Exd IIB + H₂

Applications

- For use in chemical and petrochemical plants, such as manufacturers of plastics, paints and thinners; in refineries; and in other areas where ignitable vapors, dust, moisture and corrosive elements may be present.
- Suitable for outdoor saltwater locations and for other wet locations.

Features

- Fixtures operate safely in high ambient temperatures.
- Arrangement of heat-producing components results in efficient heat dissipation for cooler fixture operation.
- Patented “wireless” design. Threading of fixture unit onto mounting hood makes electrical connection. Only wiring required is attaching two wires to connection block in mounting hood.
- Connection block is easily wired: (a) loosen two screws, (b) make wire connections, and (c) re-position connection block.
- Safe, easy servicing without disconnecting any wiring. “Wireless” fixture unit threads off mounting hood for convenient servicing or for immediate replacement with a “stand-by” unit.
- Acme double-lead threads speed installation and fixture removal from mounting hood – only half as many turns are required as for single-lead threads. The threads do not stick or gall, eliminating problems often encountered with single-lead threads during fixture unit removal.
- All threaded joints are flame-tight.
- Integrally ballasted HID lighting fixtures; separate ballasts not required.
- Factory sealed. External seals not required for Groups C and D.
- Fixtures for use in NEC Group B locations furnished complete with UL required sealing fitting. Not required for CEC approval.
- Strategic location of lamp socket, in combination with interior prism design of the glass globe, provides optimum light distribution and control.
- Heat and impact-resistant globes have smooth dust-resistant exterior.
- Superior corrosion resistance, with epoxy powder coat finish.
- Shock-absorbing medium-base socket mounts prolong lamp life.
- Porcelain socket with nickel-plated phosphor bronze screw shell.
Assures long trouble-free operation in high ambient areas.
- Choice of mountings: pendant, ceiling, bracket and stanchion.
- Fiberglass-reinforced polyester reflectors, in standard dome, or 30° angle styles, are ideal in installations where luminaire is subject to exceptionally severe corrosive atmospheres.
- Optional guards protect globes from damage. Secured to fixture with three stainless steel screws.
- Variety of light sources: high pressure sodium, pulse start metal halide and metal halide. HPS is excellent where long lamp life is required. HPS provides high lumens per watt and is less expensive to operate. PSMH and MH are desirable where colors in illuminated areas must be close to natural.
- A wide range of ballasts and voltages are available for both domestic and export applications.
- Ballasts operate at low temperatures – PSMH/MH: -20 °F/-29 °C; HPS: -40 °F/-40 °C.
- 50 W through 150 W high pressure sodium ballasts are high reactance, high power factor type.



Standard Materials

- Ballast bodies and guards: copperfree (4/10 of 1% max.) aluminum
- Pendant mounting hoods: diecast copperfree (4/10 of 1% max.) aluminum
- Ceiling, bracket and stanchion mounting hoods: sand cast copperfree (4/10 of 1% max.) aluminum
- Reflectors: fiberglass reinforced polyester

Standard Finishes

- Ballast bodies, guards and mounting hoods: epoxy powder coat finish, electrostatically applied for complete, uniform corrosion protection

Options

- Fuses: order fuses for field installation by catalog number, see *Ballast and Fuse Kit Data*.
- “Hot Restrike” – add suffix **-R**. “Smart Starter” – add suffix **-S**. Emergency Options available for 50 W through 150 W HPS only.
- For CEC Exd IIB + H₂ rating, add suffix **-Z EFL** .
- For safety chain, add suffix **-SC**.

Certifications and Compliances

- UL Standard: UL 1598, UL 844
- UL Listed: E10444
- CSA Standard: C22.2 No. 250, C22.2 No. 137
- CSA Certified: 025428

Related Products









- For sealing fittings, see the *Fittings Section*.

EFL CSA Certification only.

Code•Master Jr.™ HID Factory Sealed Luminaire Accessories

Explosionproof, Dust-Ignitionproof

Integrally Ballasted. 50 W, 70 W, 100 W, 150 W HPS; 50 W, 70 W, 100 W, 175 W PSMH. 175 W MH μ . Medium Base. For Use with Threaded Metal Conduit.

		Description	Catalog Number
Polyester Reflectors			
		Standard Dome 30° Angle	KR2-ST KR2-AN
Standard Dome	30° Angle		
Three-Way Exit Sign			
		Epoxy enameled steel — 6”-high red lettering Mounts to Code•Master Jr. fixture units in place of guard.	CJEXRN
Single Sided Exit Sign			
		Epoxy enameled steel — 6”-high red lettering Mounts to Code•Master Jr. fixture units in place of guard. *Contact your sales representative regarding hazardous location suitability.	AEXR-15R
Prismatic Glass Globe and Ring Assembly — 50 W through 175 W			
			CJGL-175
Aluminum Guards — 50 W through 175 W			
			CJGU-15
Replacement Sockets — 50 W through 175 W			
		Medium base sockets	CJMS-175
Connection Block — 50 W through 175 W			
		For all Code•Master fixtures	VPT-7
HPS Hot Restrike			
Restrikes HPS lamp immediately when power is restored after a momentary power interruption.		Optional for fixture watts of 50, 70, 100 or 150 (HPS only)	Add suffix -R
Smart Starter			
Smart Starter is for HPS fixtures only. Incorporates a 1-1/2-minute timer and performs as a conventional starter to normally start lamp. Removes itself from circuit if lamp burns out or is removed from socket. Eliminates starter failures caused by prolonged operation with cycling or failing lamps and simplifies finding their location which reduces maintenance and repair costs.		Optional for all HPS and PSMH fixtures.	Add suffix -S