


2 and 4 Post Rack Thermal Ducting



SPECIFICATION SHEET

specifications

The 2 and 4 post thermal ducts shall mount to the side of either a 2 post rack or Panduit 4 post rack. The thermal duct shall capture the hot air exhaust from the side air flow switch and direct it away from any adjacent equipment. The thermal duct shall be compatible with the following vertical cable management products, PatchRunner™ High Capacity Single Sided Vertical Cable Managers and NetRunner™ Vertical Cable Managers.



technical information

Rack compatibility:	R2PAE1 and R2PAE2 – Panduit 2 post racks and most industry standard racks that meet all CEA requirements as defined in CEA-310-E R4PAE1 – Panduit R4P series 4 post racks 23, 30, and 36 inch depths R4PAE2 and R4PAE3 – Panduit R4P series 4 post racks 30, 36, and 42 inch depths
Switch compatibility:	R2PAE1 – Cisco^ 6509 and 6509E Catalyst R2PAE2 – Cisco^ 7009 Nexus R4PAE1 – Cisco^ 6509, 6509E, 6513, 9513 Director and Juniper^ 8208 R4PAE2 – Cisco^ 7018 R4PAE3 – Cisco^ 7009 Nexus R4PAE4 – Cisco^ Catalyst 6807-XL
Installation:	R2PAE1 and R2PAE2 can be installed at any location on the 2 post rack matching the switch location R4PAE1, R4PAE2, and R4PAE3 can be installed above or below the 22 RU marking on the 4 post rack to match the switch location R4PAE4 is designed to work with PEVF front only vertical managers and expands to work with 23", 30", or 36" deep 4 post racks
Material:	16 gage steel, black powder coat finish

key features and benefits

Specifically designed for popular side air flow switches	Prevents hot exhaust air from entering adjacent switches or equipment
Designed to work with Panduit vertical cable managers	Thermal management will not jeopardize cable management system
Thermal duct can be added when conditions warrant	Part of Panduit's scalable rack solutions that allows accessories to be added as needed
Effective thermal management	Reduces inlet temperature buildup in adjacent side flow switches mitigating risks due to high temperature operation

applications

Panduit thermal ducting for 2 and 4 post racks prevents hot air exhaust from side air flow switches from entering adjacent switches or equipment. The thermal duct can be added to a system at any time during or after switch installation where thermal issues can be addressed on an as needed or switch loading basis. The thermal ducting is designed to work as a system in a 2 or 4 post rack along with vertical cable management. PatchRunner™

High Capacity Single Sided Cable Managers can be utilized on the patching side of the rack with the thermal duct mounted behind it. PatchRunner™ Vertical Cable Managers and NetRunner™ Vertical Cable Managers can also be used with the thermal duct where, in the case of dual sided managers, fingers are removed to provide room for thermal duct mounting.

2 and 4 Post Thermal Ducting

2 post thermal duct:	R2PAE1
2 post thermal duct:	R2PAE2
4 post thermal duct:	R4PAE1
4 post thermal duct:	R4PAE2
4 post thermal duct:	R4PAE3
4 post thermal duct:	R4PAE4

R2PAE1 and R2PAE2 for 2 Post Racks

3" channel racks #12-24 threaded rail:	
Numbered up:	
45 RU:	R2P
52 RU:	R2P96
42 RU:	R2P79
24 RU:	R2P48

6" channel rack #12-24

threaded rail:	
Numbered up:	
45 RU:	R2P6S
52 RU:	R2P6S96

R4PAE1 for 4 Post Racks

7' version 30" depth threaded rail #12-24:	R4P*
Cage nut rail:	R4PCN*
7' version 23" depth threaded rail #12-24:	R4P23*
Cage nut rail:	RP23CN*
7' version 36" depth threaded rails #12-24:	R4P36*
Cage nut rail:	R4P36CN*

R4PAE2, R4PAE3, and R4PAE4 for 4 Post Racks

7' version 30" depth threaded rail #12-24:	R4P*
Cage nut rail:	R4PCN*
7' version 36" depth threaded rails #12-24:	R4P36*
Cage nut rail:	RP36CN*
7' version 42" depth threaded rails #12-24:	R4P42*
Cage nut rail:	R4P42CN*

4 Post Rack Accessories

Finger managers:	R4PFM
-------------------------	-------

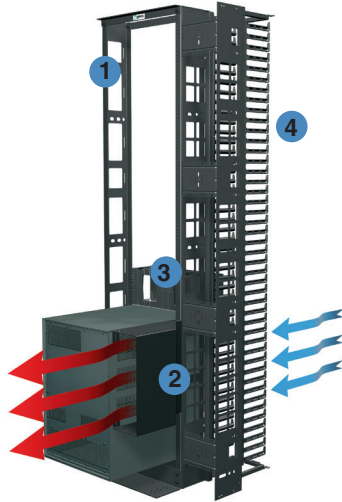
*Add suffix 96 to the end of the part number for 8' part numbers.

^Cisco is a registered trademark of Cisco Technology Inc.

^^Juniper Networks and the Juniper Networks logo are registered trademarks of Juniper Networks, Inc. in the United States and other countries.

2 and 4 Post Rack Thermal Ducting

2 Post Thermal Ducting Solution



- 1** R2P6S – #12-24 threaded equipment mounting rails
84.0"H x 20.3"W x 6"D, 45 RU
- R2P – #12-24 threaded equipment mounting rails
84.0"H x 20.3"W x 3"D, 45 RU (not shown)
- R2P96 – #12-24 threaded equipment mounting rails
96.1"H x 20.3"W x 3"D, 52 RU (not shown)
- R2P79 – #12-24 threaded equipment mounting rails
79.0"H x 20.2"W x 3"D, 42 RU (not shown)
- R2P48 – #12-24 threaded equipment mounting rails
48.0"H x 20.3"W x 3"D, 24 RU (not shown)
- 2** R2PAE1 – 2 Post Thermal Duct
- R2PAE2 – 2 Post Thermal Duct



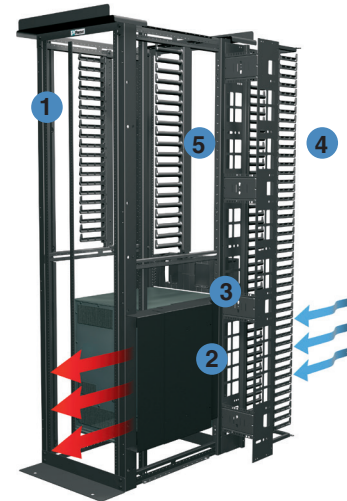
R2PAE1



R2PAE2

- 3** NMF4 – NetManager™ High Capacity Horizontal Cable Manager
- 4** PEVF8 – PatchRunner™ High Capacity Vertical Cable Manager

4 Post Thermal Ducting Solution



- 1** R4P – 4 Post Rack
84.0"H x 23.3"W x 30.0"D, 45 rack units (RU)
- R4P23 – 4 Post Rack
84.0"H x 23.3"W x 23.0"D, 45 RU (not shown)
- R4P36 – 4 Post Rack
84.0"H x 23.3"W x 36.0"D, 45 RU (not shown)
- R4P42 – 4 Post Rack
84.0"H x 23.3"W x 41.5"D, 45 RU (not shown)
- 2** R4PAE1 – 4 Post Thermal Duct
- R4PAE2 – 4 Post Thermal Duct
- R4PAE3 – 4 Post Thermal Duct
- R4PAE4 – 4 Post Thermal Duct



R4PAE1



R4PAE2



R4PAE3



R4PAE4

- 3** NMF4 – NetManager™ High Capacity Horizontal Cable Manager
- 4** PEVF8 – PatchRunner™ High Capacity Vertical Cable Manager
- 5** R4PFM – Finger managers for 7 and 8 foot Panduit 4 Post Racks

WORLDWIDE SUBSIDIARIES AND SALES OFFICES

PANDUIT CANADA
Markham, Ontario
cs-cdn@panduit.com
Phone: 800.777.3300

PANDUIT EUROPE LTD.
London, UK
cs-emea@panduit.com
Phone: 44.20.8601.7200

PANDUIT SINGAPORE PTE. LTD.
Republic of Singapore
cs-ap@panduit.com
Phone: 65.6305.7575

PANDUIT JAPAN
Tokyo, Japan
cs-japan@panduit.com
Phone: 81.3.6863.6000

PANDUIT LATIN AMERICA
Guadalajara, Mexico
cs-la@panduit.com
Phone: 52.33.3777.6000

PANDUIT AUSTRALIA PTY. LTD.
Victoria, Australia
cs-aus@panduit.com
Phone: 61.3.9794.9020

For a copy of Panduit product warranties, log on to www.panduit.com/warranty

For more information

Visit us at www.panduit.com

Contact Customer Service by email: cs@panduit.com
or by phone: 800.777.3300



©2017 Panduit Corp.
ALL RIGHTS RESERVED.
RKSP126--WW-ENG
Replaces WW-RKSP50
01/06/2017