



COLOR-KEYED®



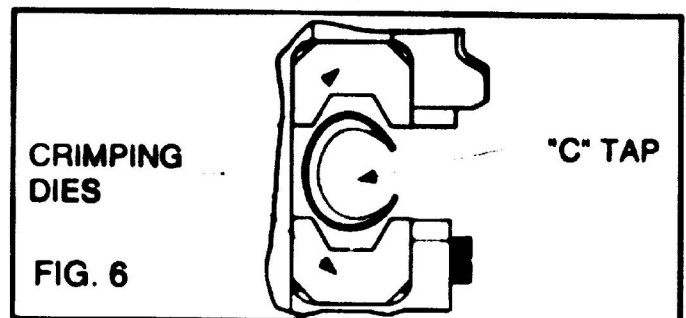
C-TAP CONNECTORS

GENERAL INFORMATION

- Made of high conductivity copper.
- UL and CSA listed for copper cables - 600v applications.
- UL approved for Direct Burial.
- Each "C" tap contains a range of conductor sizes.
- Color coded to eliminate mismatching of installing die and connector.

INSTALLING INSTRUCTIONS

1. Strip the insulation from cable as required. Be careful not to nick cable strand which may later result in strands breaking.
2. Cable end should be clean, wire brush or clean with emery cloth if necessary, then place "C" tap over main and insert branch.
3. Table on reverse side contains information on color coding and connector combinations. Compress "C" tap with appropriate color code tool - TBM20S installs Catalog Nos. 54705 through 54720, TBM21E and TBM25S installs Cat. Nos. 54705 through 54725 and requires two compressions within each crimp area. TBM4S, TBM5, TBM5S, TBM6, TBM6H, TBM6S, TBM6ORS, TBM8, TBM8S, and TBM50S install Catalog Nos. 54705 through 54750 and require only one compression within each crimp area (TBM6D-1 die kit required when using TBM6 and TBM6S). TBM55RS Ratchet Tool installs 54720 through 54750 and requires only one compression within each crimp area. The TBM6H six ton hydraulic tool installs catalog numbers. 54705 through 54750. SMART® tools TBM8-750 and TBM8-750M-1 install Catalog Nos. 54720 through 54750. See chart below for installing die information. **CAUTION: Using improper installing dies may result in the connector failing in service.**
4. Orient "C" tap in dies as shown in figure 6.
5. After crimping, remove all sharp edges, flash or burrs due to crimping dies.
6. Insulating methods found on reverse side.
7. Special Bonding and Grounding application - To connect #6 AWG flat bonding ribbon to 1/0 stranded cable place the flat ribbon over the back wall of C-tap 54740 as shown in figure 5 (on reverse side) and position the 1/0 cable over the ribbon. Crimp normally with TBM5S or TBM55RS. Three crimps are required.



Installing Die Catalog No.	Connector Catalog No.
TBM8-750C20	54720
TBM8-750C2530	54725 & 54730
TBM8-750C3540	54735 & 54740
TBM8-750C4550	54745 & 54750

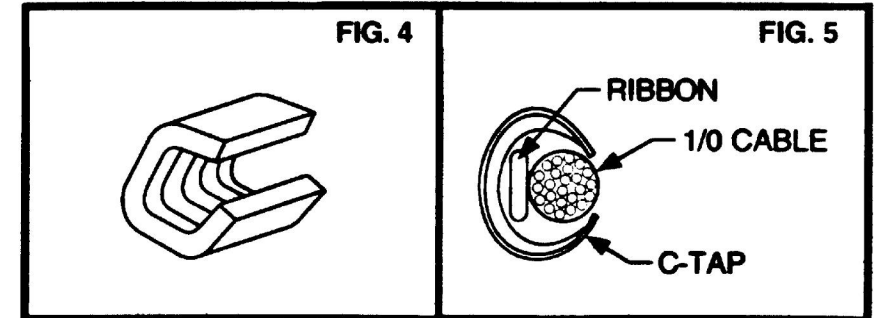
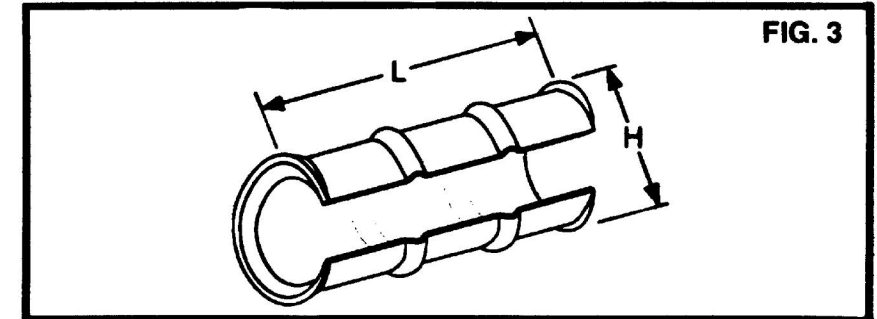
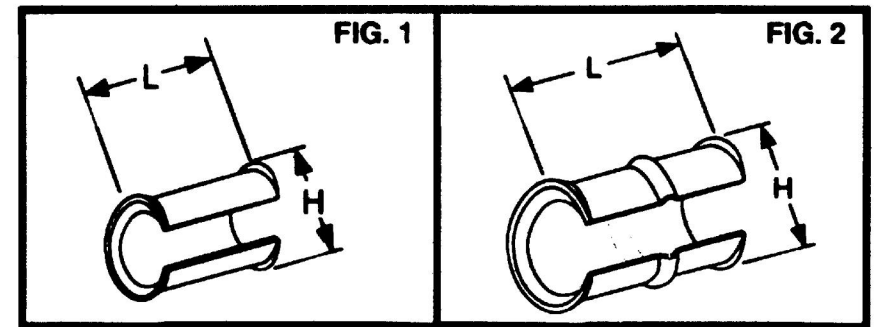
WARRANTY: Thomas & Betts sells this product with the understanding that the user will perform all necessary tests to determine the suitability of the product for its intended use. Thomas & Betts manufactures its goods and tools in a manner to be free of defects. Should any defect occur in its goods within two years (or tools within time stated on warranty card) of the date of purchase, Thomas & Betts, upon prompt notification, will at its option, exchange or repair the goods or tools or refund the purchase price. Proof of purchase required.

Limitations and Exclusions. THIS WARRANTY IS IN LIEU OF ALL OTHER REPRESENTATIONS AND EXPRESSED AND IMPLIED WARRANTIES (INCLUDING THE IMPLIED WARRANTIES OF MERCHANTABILITY AND FITNESS FOR USE) AND UNDER NO CIRCUMSTANCES SHALL THOMAS & BETTS BE LIABLE FOR ANY INCIDENTAL OR CONSEQUENTIAL PROPERTY DAMAGES OR LOSSES OF ANY KIND.

Thomas & Betts Corporation
Memphis, Tennessee

In Canada, Thomas & Betts Ltd., Iberville, P.Q.

INSULATION CHOICE							Installs Wire Combinations in Circular Mil Area Range ****		
SHRINK TUBING	ADHESIVE	CATALOG NO.	INSTALLING DIE COLOR	FIG. NO.	L (Approx.)	H (Approx.)	MAIN	BRANCH	
HS12-6	AC4x3	54705	Red	4	5/16	5/16	12 14	14 16	
		54710	Blue	1	9/16	7/16	10 8	10 12	
		54715	Grey	1	9/16	5/8	6 8	10, 12 8, 10, 12	
54720		Brown	2	1-5/32	11/16	4 or 5 6	8, 10, 12 6, 8		
54725		Green	2	1-5/32	13/16	3 4 or 5	6, 8, 10, 12 6, 5 ***		
54730		Pink	2	1-5/32	27/32	2 3 4	6, 8, 10, 12 5 3		
HS4-30		54735	Black	3	1-11/16	7/8	1 2 3	5, 6, 8, 10, 12 4, 5 3, 4	
		54740	Orange	3	1-11/16	31/32	1/0 1 2	4, 5, 6, 8, 10, 12 3, 4 2, 3	
		54745	Purple	3	1-11/16	1-1/16	2/0 1/0 1	3, 4, 5, 6, 8, 10, 12 2, 3 1, 2	
		54750	Yellow	3	1-11/16	1-3/16	3/0 2/0 1/0	2, 3, 4, 5, 6, 8, 10, 12 1, 2 1/0, 1	
	*	*	54740	Orange	3	1-11/16	31/32	1/0	6 AWG FLAT BONDING RIBBON .375" x 0.050" TIN PLATED
	**	**	54720	Brown	2	1-5/32	11/16	6 SOLID	6 SOLID



* Special Grounding & Bonding Application, See Step 7 (on reverse side). UL Listed only, Not CSA Certified.

** For crimping tools TBM5, TBM5S, TBM6, TBM6H, TBM6S, TBM20S, TBM21E, and TBM25S only. (For Grounding & Bonding Application only.)

*** When using 3 AWG on main & #12 AWG on branch with SMART[®] crimping tools & die, #12 AWG wire must be doubled (hair-pinned) and placed on branch for crimping

**** For solid cable UL & CSA Listed up to and including #2 AWG.

NOTE: Some catalog numbers shown above have suffixes: i.e. XXXXXG (indicating special packaging). All crimp setting for these parts are the same as for the base numbers.