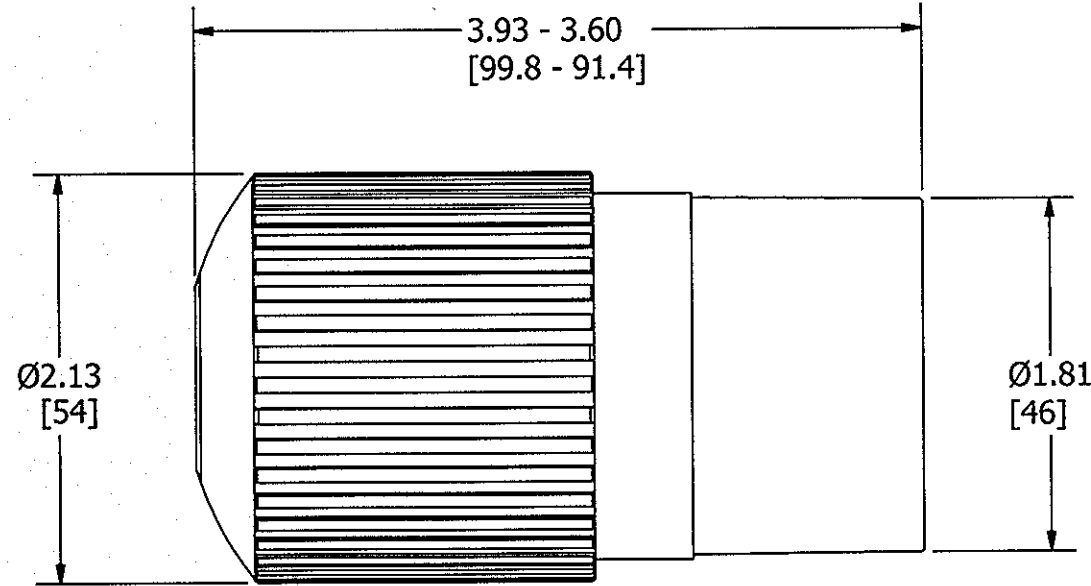
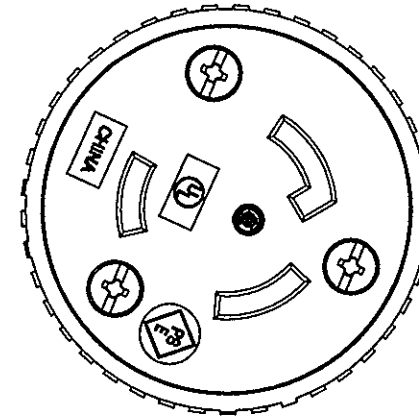


M-11418

7



L630C SHOWN



NEMA. NO.	RATING	POLE/WIRE	CAT. NO	CONFIG
L5-20R	20A 125V	2P 3W GROUNDING	L520C	
L6-20R	20A 250V	2P 3W GROUNDING	L620C	
L7-20R	20A 277VAC	2P 3W GROUNDING	L720C	
L5-30R	30A 125V	2P 3W GROUNDING	L530C	
L6-30R	30A 250V	2P 3W GROUNDING	L630C	
L7-30R	30A 277VAC	2P 3W GROUNDING	L730C	

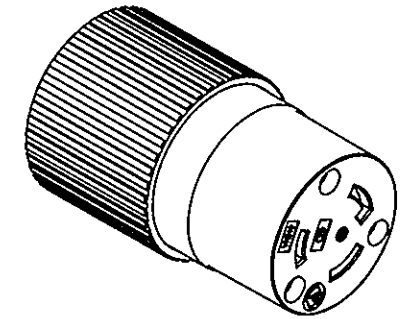
4

CORD RANGE - SEE NOTE 3
 3 CONDUCTOR
 18/3 SJ - 8/3 SO
 .300 in - .950 in
 7.6 mm - 24.1 mm

- NOTES:
1. ALL DEVICES ARE UL LISTED, CSA CERTIFIED.
 2. ALL DEVICES ARE FED SPEC. EXCEPT FOR L630C.
 3. FOR CORD DIAMETERS Ø .500 [Ø12.7mm] AND LARGER, USE OF CAT. NUMBER WITH M2 SUFFIX IS RECOMMENDED.
- 4 CAT. NO. L630C IS PSE LISTED.

LIST OF PARTS

DESCRIPTION	MATERIAL	FINISH
PULL DOWN RING	NYLON	BLACK
GRIP BODY	NYLON	BLACK
TERMINAL COVER	LEXAN	
DRIVE SCREW	STEEL	ZINC PLATE
DUST COVER	RUBBER	
ASSEMBLY SCREW	STEEL	ZINC PLATE
TERMINAL SCREW	STEEL	GREEN/NICKEL /BRASS
WIRE CLAMP NUT	STEEL	BRASS/STEEL /TIN PLATE
CONTACTS	BRASS	
CONNECTOR FACE	NYLON	WHITE



CATALOG NUMBER L630C
 NOT SHOWN TO SCALE

7	REVISED PER DCN 22024 SPN	DJP	5/19/16
6	REDRAWN WITH EMBEDDED CAD MODEL PER DCN 21895	DJP	2/5/16
REV	DESCRIPTION	APP	DATE

THE DESIGN AND DIMENSIONS OF THE PRODUCT SHOWN ON THIS DRAWING ARE SUBJECT TO CHANGE WITHOUT NOTICE

TITLE
 20 & 30A LOCKING 3-WIRE CONNECTORS

TOLERANCES UNLESS OTHERWISE SPECIFIED		WIRING DEVICE-KELLEMS HUBBELL INCORPORATED SHELTON, CT	
.XX = ± .01	.XXX = ± .005	DR. BY MJM	APP. BY TJS
ANGLES = ± 2°		TR. BY	SCALE 1:1
		CHK. BY	DATE 10/13/09

DIMENSION SHEET FOR CAT. NO.

REPAIRABLE

NON-REPAIRABLE

B

M-11418

7