

## Base Mount Double Row Terminal Blocks

### Series KU

#### Specifications

**Description:** Base mount double row terminal blocks.

#### Ratings:

Volts: — 600V

Amps: — 60A\*

**Center Spacing:** 0.625" (15.88mm)

**Number of Poles:** 2- to 12-poles

**Wire Range:** #6-22 AWG Cu

**Screw Size:** #10-32

**Torque Rating:** 20 lb-in.

**Distance Between Barriers:** 0.437" (11.09mm)

**Mounting:** Base mount


**Material:** Molded base: Black, UL rated 94V1 Nuclear Grade Noryl

Terminal plating: Nickel over brass

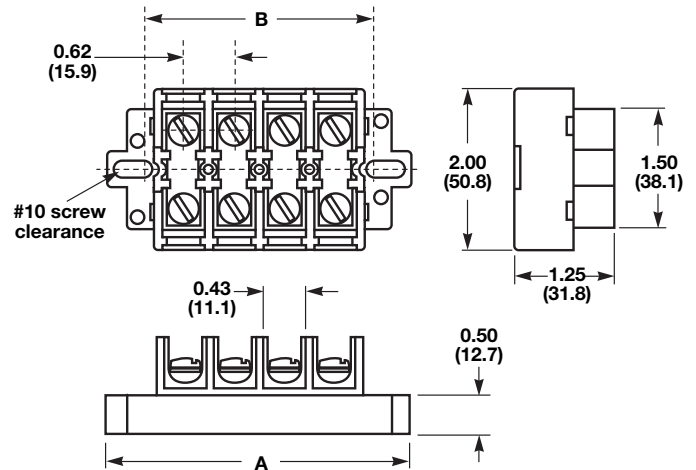
**Operating Temperature:** 105°C max.

**Agency Information:** UL File E62622, CSA File 47235

\* 60A rating achieved with #6 copper wire crimped to ring terminal.



Series KU - in (mm)



#### Dimensions - in

Poles	KU		KUX Only
	A	B	A
02	2.50	1.62	2.00
03	3.12	2.25	2.62
04	3.75	2.87	3.25
05	4.37	3.50	3.87
06	5.00	4.12	4.50
07	5.62	4.75	5.12
08	6.25	5.37	5.75
09	6.87	6.00	6.37
10	7.50	6.62	7.00
11	8.12	7.25	7.62
12	8.75	7.87	8.25

1" = 25.4mm.

#### Catalog Number Build-A-Code

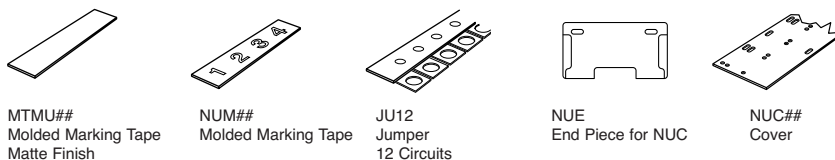
Series	Poles	Screw Options	Covers	Marking Strip
<input type="checkbox"/> <input type="checkbox"/> <input type="checkbox"/> <input type="checkbox"/> <input type="checkbox"/> KU = Standard block KUH = Block KUX = Short block KURL = Standard w/removable link KUXRL = Short block w/removable link	<input type="checkbox"/> <input type="checkbox"/> - <input type="checkbox"/> <input type="checkbox"/> 02 to 12	00 = Screws shipped bulk W = Brass washer head, nickel-plated P = Steel screw w/pressure plate zinc-plated B = Brass washer head, no plating BP = Brass phislot, nickel-plated	<input type="checkbox"/> <input type="checkbox"/> WC = Top cover & 2 end plates	<input type="checkbox"/> <input type="checkbox"/> <input type="checkbox"/> MT = Matte finish NU = Numbered 1 to 12, horizontal NUV = Numbered 1 to 12, vertical PT = Marker strip for cover

#### Catalog Number - SC Series

KUSC = Standard w/shorting strap & 4 shorting screws KUXSC = Short block w/shorting strap & 4 Shorting screws	02 to 12	00 = Screws shipped bulk W = Brass washer head, nickel-plated P = Steel screw w/pressure plate zinc-plated B = Brass washer head, no plating BP = Brass phislot, nickel-plated	<input type="checkbox"/> <input type="checkbox"/> WC = Top cover & 2 end plates	<input type="checkbox"/> PT* = Marker strip for cover
--	----------	--	--	--

\*Requires WC cover option

#### Accessories



MTMU#  
Molded Marking Tape  
Matte Finish

NUM##  
Molded Marking Tape

JU12  
Jumper  
12 Circuits

NUE  
End Piece for NUC

NUC##  
Cover