


M-7311

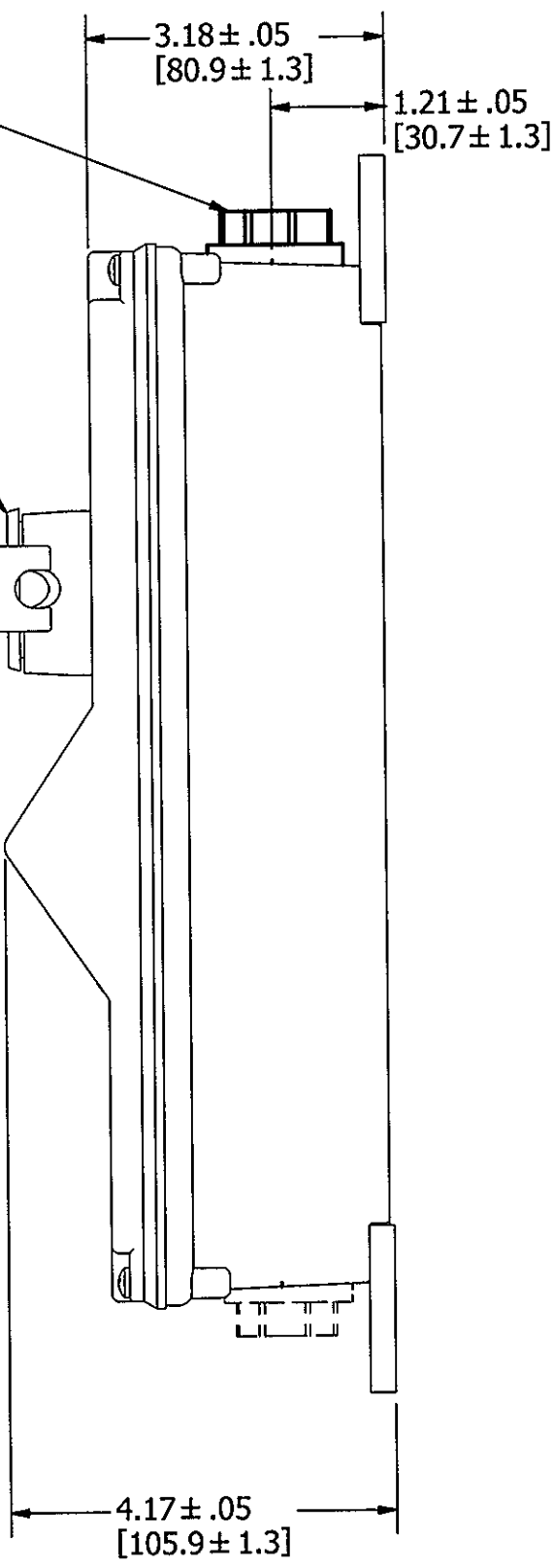
5



INSTALL USING 1/4" SCREWS
3/16" FREE PLAY IN SLOTS

3/4" NPT
CONDUIT
FITTING

LOCKABLE
SWITCH
HANDLE



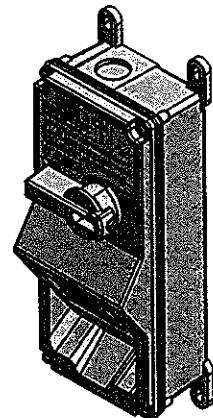
"UL" LISTED
"CSA" CERTIFIED

| RECEPTACLE (SUPPLIED SEPARATELY) | |
|-------------------------------------|----------------------|
| CATALOG # | CONFIGURATION RATING |
| HBL2310SW | 20A 125V |
| HBL2320SW | 20A 250V |
| HBL2330SW | 20A 277V AC |
| HBL2410SW | 20A 125/250V |
| HBL2420SW | 20A 250V 3Ø |
| HBL2430SW | 20A 480V 3Ø |
| HBL2510SW | 20A 120/208V 3Ø Y |
| HBL2610SW | 30A 125V |
| HBL2620SW | 30A 250V |
| HBL2710SW | 30A 125/250V |
| HBL2720SW | 30A 250V 3Ø |
| HBL2730SW | 30A 480V 3Ø |
| HBL2740SW | 30A 600V 3Ø |
| HBL2810SW | 30A 120/208V 3Ø Y |

ALTERNATE CONDUIT LOCATION
(FIELD CONVERTIBLE) ; BACK-
FEED LOCATION ALSO PROVIDED

NOTES:
1. ALL DIMENSIONS TO BE INCHES [mm]

| LIST OF PARTS | | |
|--------------------|-----------------------|--------|
| DESCRIPTION | MATERIAL | FINISH |
| ALL PLASTICS PARTS | UV STABILIZED PBTP | |
| FRAME | GALVANIZED STEEL | |
| SCREWS | STAINLESS STEEL | |
| CONDUIT HUB | ALUMINUM | |
| SEALS | CBR | |



CATALOG NO. HBLMITL
(NOT SHOWN TO SCALE)

| | | | |
|---|---|-----|--------|
| 5 | REDRAWN WITH EMBEDDED CAD MODEL WITH NO CHANGES TO PART GEOMETRY. PER DCN 21895 SPN | DJP | 2/5/16 |
|---|---|-----|--------|

| REV | DESCRIPTION | APP | DATE |
|-----|-------------|-----|------|
|-----|-------------|-----|------|

THE DESIGN AND DIMENSIONS OF THE
PRODUCT SHOWN ON THIS DRAWING ARE
SUBJECT TO CHANGE WITHOUT NOTICE

TITLE
HBLMIL
SAFETY-SHROUD™
TWIST-LOCK®
MECHANICAL INTERLOCK

| | | | | |
|--|--|-----|---------|---------|
| TOLERANCES UNLESS OTHERWISE SPECIFIED | WIRING DEVICE-KELLEMS HUBBELL INCORPORATED SHELTON, CT | | | |
| | DR. BY | MDM | APP. BY | JCA |
| | TR. BY | | SCALE | 1/2 |
| | CHK. BY | JCA | DATE | 8/24/94 |

DIMENSION SHEET FOR CAT. NO.
HBLMITL

REPAIRABLE NON-REPAIRABLE

B

M-7311

5