

WATERSHED DISCONNECT ENCLOSURE, TYPE 4X



INDUSTRY STANDARDS

Mounting brackets required to meet UL/cUL external mounting requirement.

UL 508A Listed; Type 4, 4X, 12; File Number E61997
 cUL Listed per CSA C22.2 No. 94; Type 4, 4X, 12; File No. E61997

NSF 169
 NEMA/EEMAC Type 4, 4X, 12
 IEC 60529, IP66

Meets NEMA Type 3RX requirements

APPLICATION

Specifically designed for disconnect applications in sanitary washdown production environments, such as food and beverage manufacturing. Hoffman WATERSHED Disconnect Enclosures feature a sloped top, sloped door edges, bullet-style hinges and additional unique features that facilitate washdown runoff.

SPECIFICATIONS

- 14 gauge Type 304 stainless steel
- Seams continuously welded and ground smooth
- Smooth Type 304 stainless steel lift-off bullet-style hinges
- Hinges are shielded by door edges
- Hinged side of door has provisions to allow direct flushing of hinge area
- 20-degree sloped top
- 170-degree door opening
- Door edges are sloped 20 degrees at top and bottom
- Slanted flange trough collar along the top edge of the enclosure opening
- Stainless steel quarter-turn latches with flush slotted insert
- Seamless foam-in-place gasket
- Self-grounding latch system
- Bonding provision on door; grounding stud on body
- Panel studs fit optional NEMA size panels
- Preferred cutout on right flange provides mounting for most disconnect operators
- Mounting holes in back of body for direct mounting or for optional stand-off kit or external mounting brackets
- Furnished hardware kit consists of panel mounting nuts, grounding hardware and sealing washers for wall-mounting holes

FINISH

Sides, top, bottom and door have a #4 brushed finish.

ACCESSORIES

See also Accessories.

- Mounting Bracket Kit
- Panels for Type 3R, 4, 4X, 12 and 13 Enclosures
- Stand-Off Kit
- Padlocking Handle Kit
- Padlocking Latch Kit

MODIFICATION AND CUSTOMIZATION

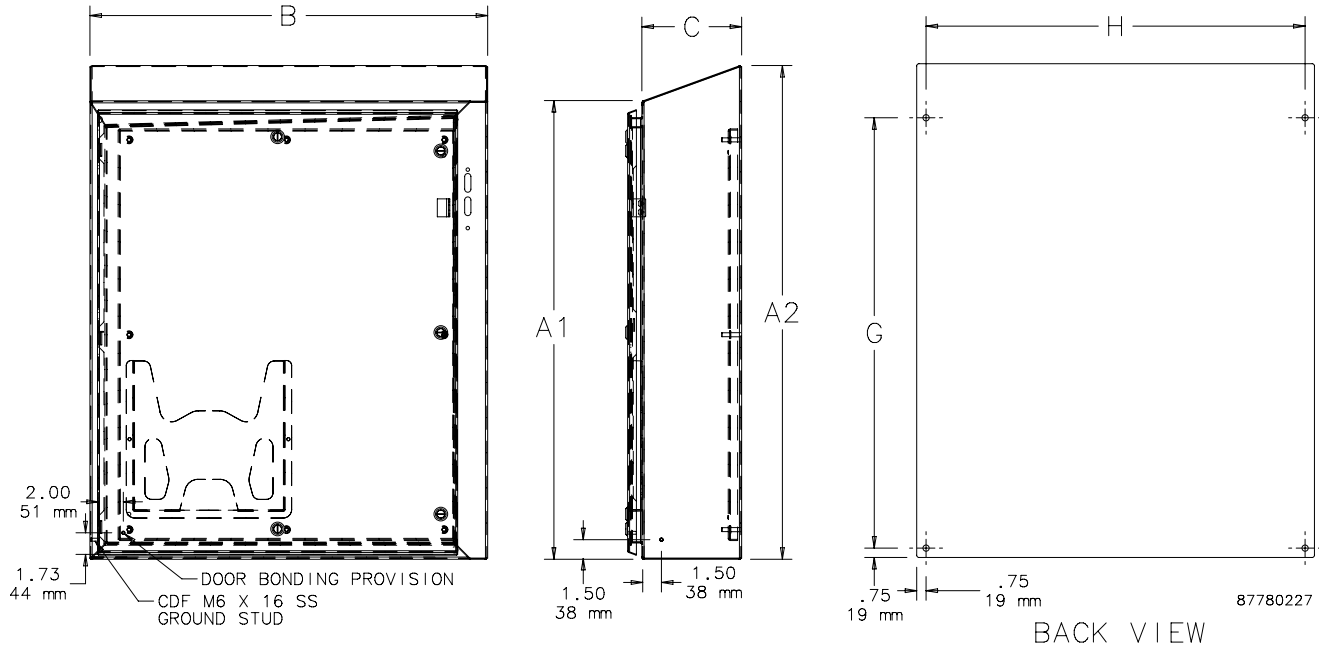
Hoffman excels at modifying and customizing products to your specifications. Contact your local Hoffman sales office or distributor for complete information.

BULLETIN: WS1D

Standard Product

Catalog Number	AxBxC in./mm	A1 in./mm	A2 in./mm	B in./mm	C in./mm	G in./mm	H in./mm	Latch Qty.	Panel	Conductive Panel
WS24HS2508SS	24.00 x 25.00 x 8.00	24.53	27.44	25.89	8.00	22.50	24.39	4	A24P24	A24P24G
	610 x 635 x 203	623	697	658	203	572	620			
WS30HS2508SS	30.00 x 25.00 x 8.00	30.53	33.44	25.89	8.00	28.50	24.39	4	A30P24	A30P24G
	762 x 635 x 203	775	849	658	203	724	610			
WS36HS3108SS	36.00 x 31.00 x 8.00	36.70	39.58	31.89	8.00	34.50	30.39	5	A36P30	A36P30G
	914 x 787 x 203	932	1005	810	203	876	772			
WS48HS3716SS	48.00 x 37.00 x 16.00	48.86	54.66	37.89	16.00	46.50	36.39	5	A48P36	A48P36G
	1219 x 940 x 406	1241	1388	962	406	1181	924			
WS60HS3716SS	60.00 x 37.00 x 16.00	60.87	66.66	37.89	16.00	58.50	36.39	5	A60P36	A60P36G
	1524 x 940 x 406	1546	1693	962	406	1486	924			

Purchase panels separately. Optional Stainless steel, composite and aluminum panels available for most sizes.

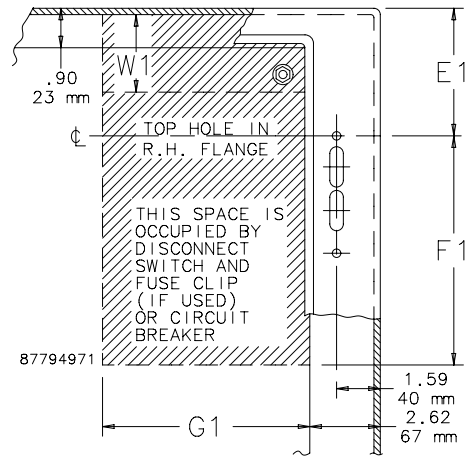


DISCONNECT MOUNTING SPACE

Disconnects will occupy space on panel shown by dimensions E1, F1 and G1 in diagram. Wiring space W1 is available when disconnect is installed in the enclosure.
 E1 = 4.75 in. (121 mm) when C = 8.00 in. (203 mm)
 E1 = 11.62 in. (294 mm) when C = 16.00 in. (406 mm)
 W1 = Wiring space.

See *Technical Information for wire bend space.*
 Refer to *National Electrical Code*®, 2005 article 430-10(B) for wiring space required for line side conductors to be connected to disconnect.

Verify your application to determine if wiring space is adequate.



Consult disconnect manufacturer for F1 and G1 dimensions.

MOUNTING BRACKET KIT, 304



Type 304 stainless steel brackets are field-installable. Brackets maintain Type 4X rating. All hardware is included. Four brackets per kit.

Top brackets must be mounted to the sides of enclosure.

BULLETIN: A80

Catalog Number	Description
CMFKSS	Type 304 stainless steel mounting bracket kit

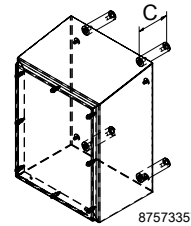
STAND-OFF KIT



Stand-offs provide space between wall-mount enclosure and wall for better washdown accessibility. Maintains Type 4X rating. Sealing washers included. Four stand-offs per kit.

BULLETIN: WSY

Catalog Number	C (in.)	C (mm)
WSSOK1SS	1.00	25
WSSOK2SS	2.00	51
WSSOK4SS	4.00	102
WSSOK6SS	6.00	152



PADLOCKING HANDLE KIT



Type 316 stainless steel padlocking handle for use on WaterShed Wall-Mount Enclosures. Maintains Type 4X rating.

BULLETIN: WSY

Catalog Number	Description
WSHPL	Stainless Steel Padlocking Handle

PADLOCKING LATCH KIT



Type 304 stainless steel padlocking latch for use on WaterShed Wall-Mount Enclosures. Maintains Type 4X rating.

BULLETIN: WSY

Catalog Number	Description
WSLPL	Padlocking Latch Kit

PREFERRED-CUTOUT OVERVIEW



APPLICATION

Enclosures having the preferred cutout are sized for use with up to 200A disconnect switches and up to 400A circuit breakers unless otherwise specified. The preferred cutout accepts the smaller operating handle whose mounting hole centers are 4.688 in. apart. Preferred cutouts are standard in mild steel wall-mount enclosures, modular enclosures and some select large mild steel enclosures. They are also present on all standard stainless steel offerings. 400 A (or greater) disconnect switches and 600 A (or greater) circuit breakers require the "Large" or "High Amp" cutout. This cutout accepts the larger operating handle whose mounting hole centers are 6.500-in. apart. This large cutout is only available on PROLINE-DD Disconnect Packages and Type 1 Free-Stand Enclosures.

Operator adapter for preferred cutouts must be ordered separately to be used with A21S, A28S4, A4S and WS2D enclosures. Preferred cutouts are designed to house the following:

Allen-Bradley

- Bulletin 1494U universal disconnect switches with flange-mount handles for either variable-depth or cable-operated mechanisms

- Bulletin 1494V disconnect switches with flange-mount variable-depth operating mechanisms and Bulletin 1494V flange-mount variable-depth operating mechanisms for circuit breakers
 - Bulletin 140U flexible cable operating mechanisms for 140U molded case circuit breakers
 - Bulletin 140G flexible cable and variable-depth, flange-mount, molded case circuit breakers
 - Bulletin 1494C cable-operated disconnect switches with flange-mount handles
 - Bulletin 194RC cable-operated flange-mount handles for use with the NFPA 79 compliant 194R IEC rotary disconnect switches
- Allen-Bradley Bulletin 1494V-R1, -R2 and -W2 operating handles and Allen-Bradley Bulletin 1494F disconnect devices or Bulletin 1494D circuit breaker operators will NOT fit these enclosures.**

ABB Controls flange-mount variable-depth operating mechanisms for disconnect switches and circuit breakers. Also the cable version for circuit breakers.

Eaton Cutler-Hammer Type C361 flange-mount variable-depth operating mechanisms with disconnect switches and Type C371 flange-mount variable-depth operating mechanisms for circuit breakers.

General Electric Type STDA flange handles and variable-depth operating mechanisms for disconnect switches and circuit breakers. Also SPECTRAFLEX cable operators for circuit breakers.

Siemens ITE MAX FLEX® flange-mount variable-depth operating handles for circuit breakers.

Schneider Square D® Class 9422 disconnect switches with flange-mount variable-depth operating mechanisms or cable mechanisms and Class 9422 flange-mount variable-depth operating mechanisms or cable mechanisms for circuit breakers.

These enclosures will NOT accept Square D Class 9422 bracket-mounted disconnect devices, Class 9422TG1 or TG2 devices.

ORDERING

Order the disconnect switch, operating handle and operating mechanism separately. See Technical Information in the nVent HOFFMAN Specifier's Guide for wire bend space available when various manufacturers' disconnect switches are installed. Check the enclosure dimension drawings to verify the chosen disconnect switch will fit in the enclosure.