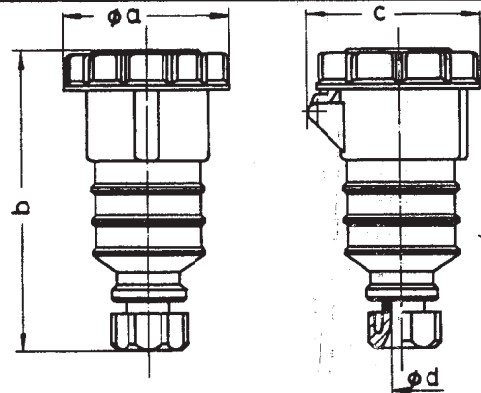


4

3

2

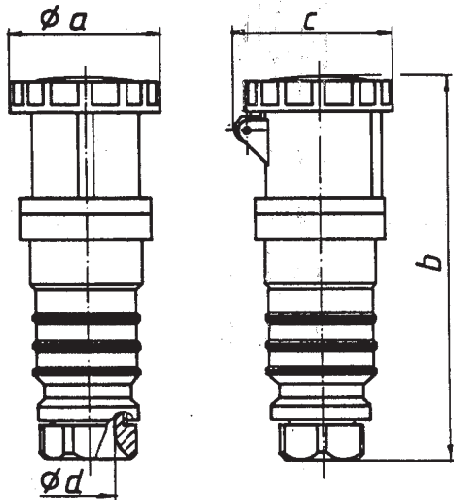
1



KEY	20 & 16 AMPERE						30 & 32 AMPERE					
	3 WIRE		4 WIRE		5 WIRE		3 WIRE		4 WIRE		5 WIRE	
a φ	70.5	2.75	78	3.04	86.5	3.37	94	3.67	94	3.67	101.5	3.98
b	153	5.97	153	5.97	159	6.20	188	7.33	188	7.33	188	7.33
c	77	3.00	83	3.24	93	3.63	99	3.86	99	3.86	107	4.17
d φ	16	.62	16	.62	16	.62	22.5	.88	22.5	.88	22.5	.88

CATALOGS
CONNECTOR WATERTIGHT

20A & 16A	30A & 32A	60A & 63A	100A & 125A
C320C4W	C330C6W	C460C5W	C4100C5W
C320C6W	C330C7W	C460C7W	C4100C7W
C420C5W	C430C5W	C460C9W	C4100C9W
C420C7W	C430C7W	C560C9W	C4100C12W
C420C6W	C430C9W		CS100C9W
C420C12W	C530C7W		
	C530C9W		
C316C4W	C332C4W	C363C6W	C4125C6W
C316C6W	C332C6W	C463C6W	CS125C6W
C416C6W	C432C3W	C563C6W	
CS16C6W	C432C6W		
	C532C6W		



KEY	60 & 63 AMPERE						100 & 125 AMPERE					
	3 WIRE		4 WIRE		5 WIRE		3 WIRE		4 WIRE		5 WIRE	
a φ	110	4.29	110	4.29	110	4.29	126	4.91	126	4.91	128	4.91
b	272	10.61	272	10.61	272	10.61	308	12.01	308	12.01	308	12.01
c	113.5	4.43	113.5	4.43	113.5	4.43	128	4.99	128	4.99	128	4.99
d φ	36.5	1.42	36.5	1.42	36.5	1.42	44	1.72	44	1.72	44	1.72

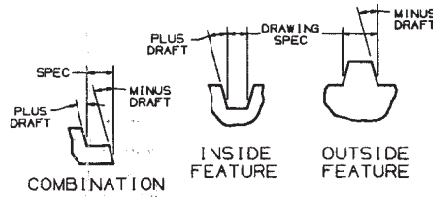
MATERIAL SPECIFICATIONS

MATERIAL: _____
 COLOR: _____
 FOR FULL INFORMATION ON MATERIAL
 SEE HUBBELL PRAMP INFORMATION SHEET
 DIMENSIONS IN INCHES SCALE = NONE
 & MM
 φ = DIAMETER

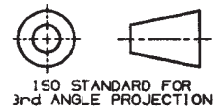
4/1/96

DRAFT SPECIFICATIONS

DRAFT - X° MAX DRAFT UNLESS OTHERWISE SPECIFIED. INTERPRETED AS FOLLOWS:



"IN ACCEPTING OUR DRAWINGS OR BLUEPRINTS FOR QUOTATION OR OTHER PURPOSES, YOU AGREE NOT TO DISCLOSE TO OTHERS THE IDEAS, INFORMATION OR DESIGNS THEREIN SHOWN, AND THAT YOU WILL MAKE NO USE OF OUR DRAWINGS OR BLUEPRINTS OR OF THE IDEAS, INFORMATION OR DESIGNS THEREIN SHOWN WITHOUT OUR PERMISSION."



DO NOT SCALE
DRAWING
USE DIMENSIONS ONLY

TITLE
PIN & SLEEVE
WATERTIGHT CONNECTOR

TOLERANCES UNLESS OTHERWISE SPECIFIED
 .XX ± .01
 .XXX ± .005
 .XXXX ± .0025
 ANGLE TOL. ± 1°
 WIRING DEVICE DIVISION
 HUBBELL INCORPORATED
 BRIDGEPORT, CT.
 DR. BY *S.M.* APP. BY _____
 TR. BY _____ SCALE _____
 CHK. BY *CHP* DATE 3/12/96

DR. NO. _____
M7403
 SHEET _____ OF _____

REVISIONS
 2 ADD 16,32,63 & 125A CATS
 CN7437 GK CP 9/28/96
 CP 5-27-96 PER J.A. 4433-2-122