

## ▶ Global Series® Custom Configured Fixtures

Quick and easy inter-connecting modular products are the best way to describe the Global Series® product line.

All Global Series fixtures start with the increased safety “Ex de” models and can be combined into a multitude of configurations using two to six devices. The patented connecting system greatly simplifies a user’s installation and wiring experience by requiring only a single explosion-proof wiring gland external to the devices.

Two standard configurations are available pre-assembled from the factory: Linear and Parallel. Other custom configurations are available to meet unique project requirements. Some restrictions apply; contact our Technical Support team or your local sales representative for more options.

Refer to individual Global Series data sheets for additional information.



Parallel configuration

Linear configuration

### F E A T U R E S

- Fully factory assembled
- Non-metallic corrosion resistant GRP housings
- Optional 316 stainless steel ratchet adjustable mounting U-bracket for G-MS-C-2B only (field assembly required)
- 316 stainless steel dome guard included on visual signals
- Standard M20 cable entries; 1/2" NPT and 3/4" NPT adapters available; M25 cable entry option
- No mounting orientation limitations
- LED has 8 field selectable flash patterns, default setting to “Flashing at 60 FPM”
- High-output strobe available in 15J or 21J
- Sounder has 15 field selectable tones, default setting to “C” 1kHz tone
- Includes all connector kits/hardware and standard single activation or audio wiring with flying leads. Customer wiring and activations are available, contact factory for assistance
- Optional indicator rings are available in six colors: Black, Blue, Green, Magenta, Red and Yellow
- Field customizable legend plates available<sup>1</sup>
- Additional custom configurations are available contact Technical Support or a local sales agent for information
- IP66 enclosure
- G-LED and G-STR units are IP69K compliant
- Zone 1, 21 Rated, IECEx, ATEX, Ex d IIC, Ex de IIC and Ex tb IIC
- UL and cUL Listed for Class I, Division 2, Groups A, B, C and D; Class II, Division 2, Groups F and G; Class III
- UL Fire Listed (24VDC, Clear 21J Strobe and Sounder only)

<sup>1</sup> Recommended labels: BRADY #B-855 Toughwash labels or ULINE #S-16643 weather resistant



# Global Series® Custom Configured Fixtures

## G-MSC Linear Configurations

Available from 2 to 6 devices in a linear configuration.  
 Devices positions start bottom to top.  
 Position #1 determined by proximity to junction box.



## G-MSC Parallel Configurations

Available from 2 to 6 devices in a stacked parallel configuration.  
 Device positions start bottom left, proceed left to right, then bottom to top.

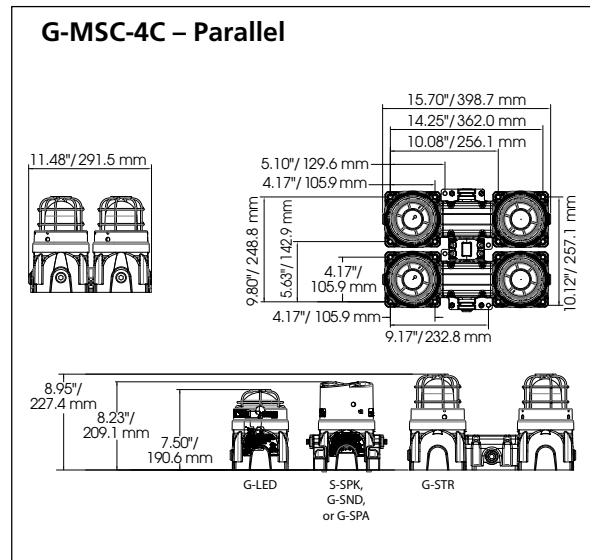
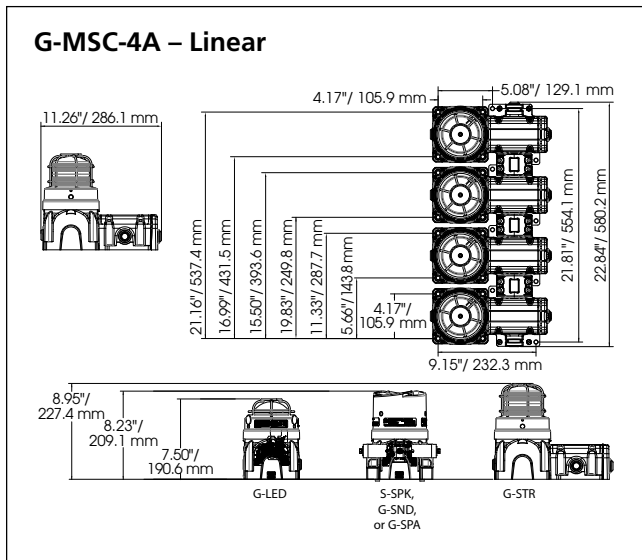
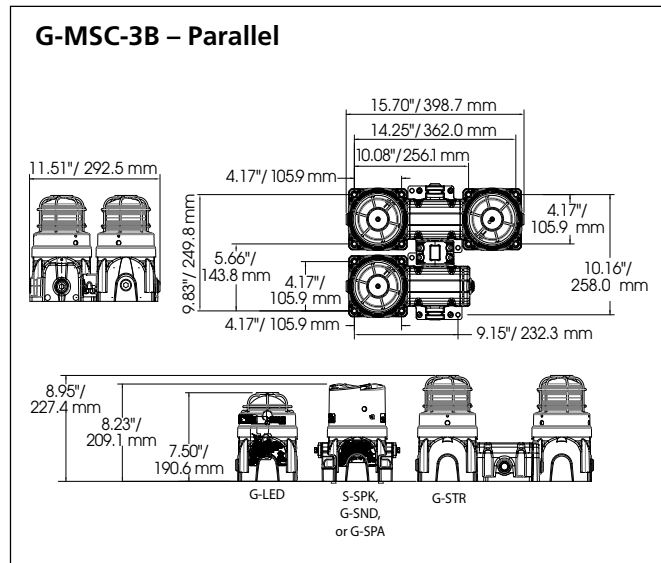
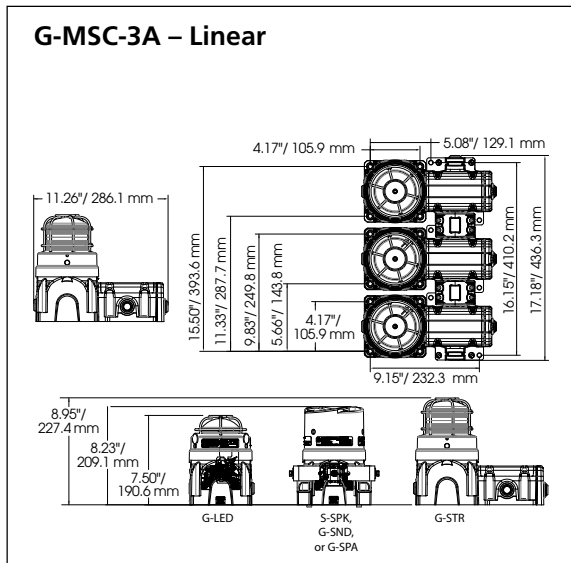


### Audible Device Restrictions

- 1) Fixtures are limited to two audible devices in any configuration. Audible devices must be located in Position #1 or #2. Position #1 is designated by the first device connected to the junction box (user supplied).
- 2) In a parallel configuration, if Position #1 is a G-SPA, Position #2 cannot be a G-SPA or G-SPK.
- 3) In a parallel configuration, if Position #1 is a G-SPK, Position #2 cannot be a G-SPA.

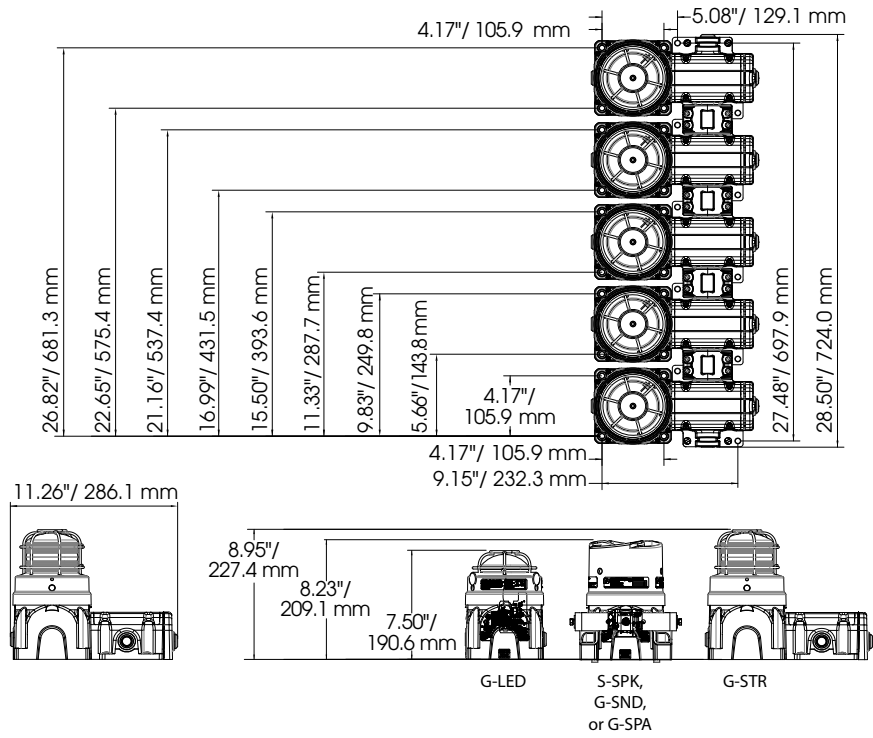
# Global Series® Custom Configured Fixtures

Refer to the Global Series G-MSC-2 Dual Signal cut sheet for G-MSC-2A, G-MSC-2BA and G-MSC-2C drawings.

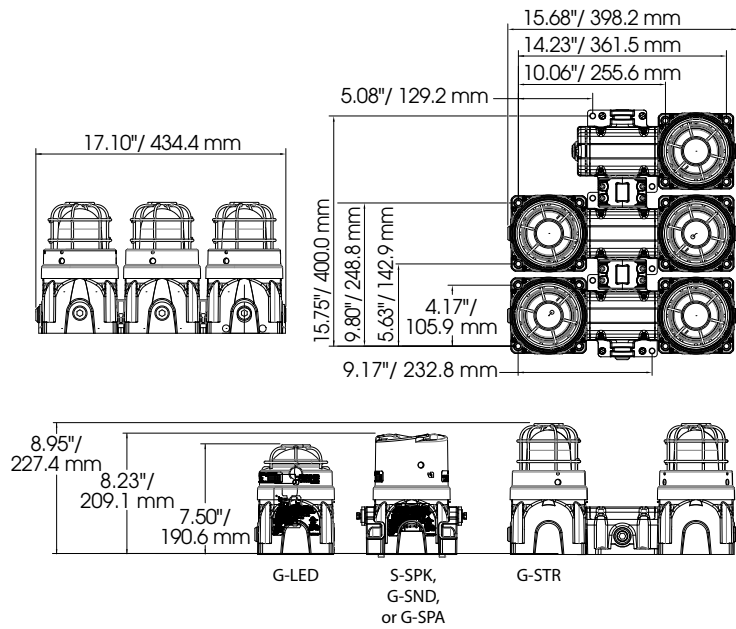


Global Series® Custom Configured Fixtures

**G-MSC-5A – Linear**



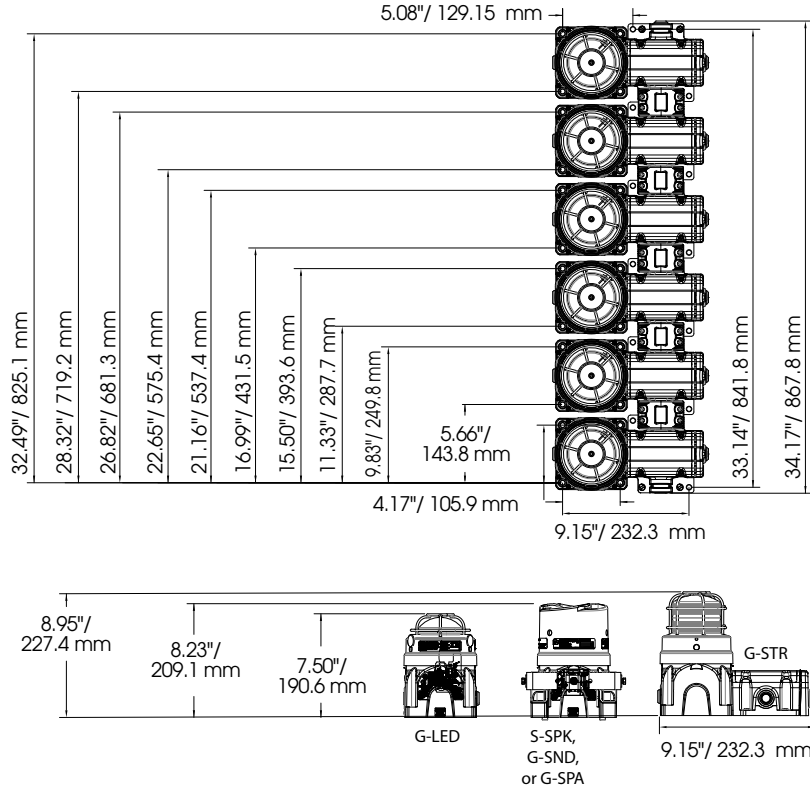
**G-MSC-5C – Parallel**



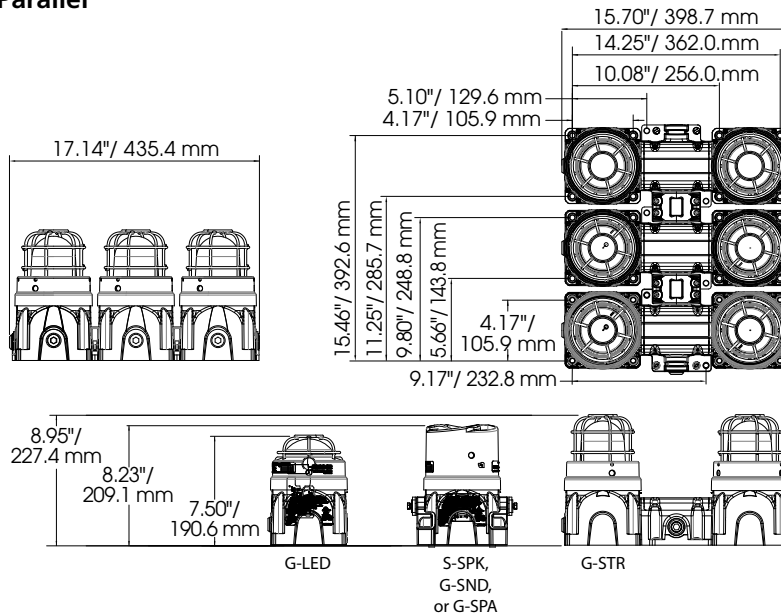


# Global Series® Custom Configured Fixtures

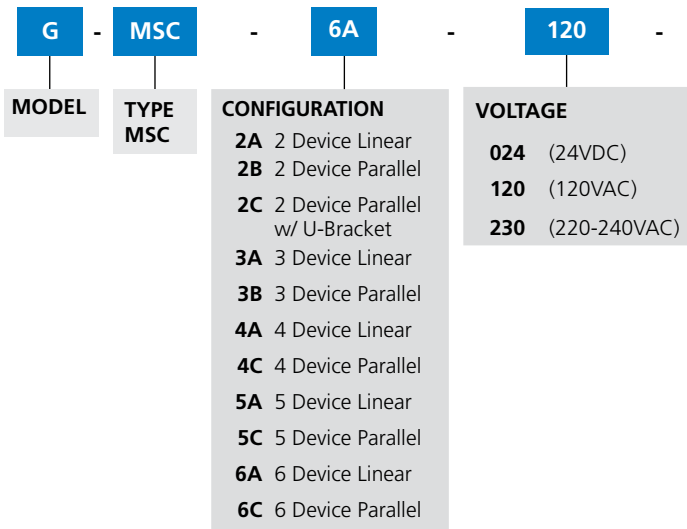
## G-MSC-6A – Linear



## G-MSC-6C – Parallel



HOW TO ORDER



DEVICE AND COLOR CODE (Up to 6 Devices)					
1	2	3	4	5	6
<b>NN</b>	<b>K7N</b>	<b>LB</b>	<b>SR</b>	<b>SG</b>	<b>LY</b>
<b>DEVICE</b>			<b>COLOR</b>		
<b>AN</b> Amplified Speaker – 0.8/2.8Vrms <b>A2N</b> Amplified Speaker – 25Vrms <b>L</b> LED <b>K7N</b> Loudspeaker – 70V <b>K1N</b> Loudspeaker – 100V <b>NN</b> Sounder <b>S1</b> Strobe – 15J <b>S</b> Strobe – 21J			<b>A</b> Amber <b>B</b> Blue <b>C</b> Clear <b>G</b> Green <b>M</b> Magenta <b>R</b> Red <b>Y</b> Yellow <b>Blank</b> Audible		

OPTIONAL ACCESSORIES

**Cable Entry Options and Adapters**

Description	Part Number
E-Box Endcap with M20 Opening	K859500805-02
E-Box Endcap with M25 Opening	K859500805-01
E-Box Cover Assembly <sup>1</sup>	K859501414
Adapter, M20 Male to 1/2" Female NPT	K231246A
Adapter, M20 Male to 3/4" Female NPT	K231247

<sup>1</sup> Includes two terminal blocks, mounting plate and retention hardware

**Indicator Ring and Legend Plate Kit**

Kit includes one (1) indicator ring, one (1) legend plate<sup>2</sup>, and associated hardware

Description	Part Number
Black	G-KIT-RP-BK
Blue	G-KIT-RP-B
Green	G-KIT-RP-G
Magenta	G-KIT-RP-M
Red	G-KIT-RP-R
Yellow	G-KIT-RP-Y



<sup>2</sup> Recommended labels: BRADY #B-855 Toughwash labels or ULINE #S-16643 weather resistant

Patent No. 9,886,832 B2