

B3068 - Light Duty Welded Bracket

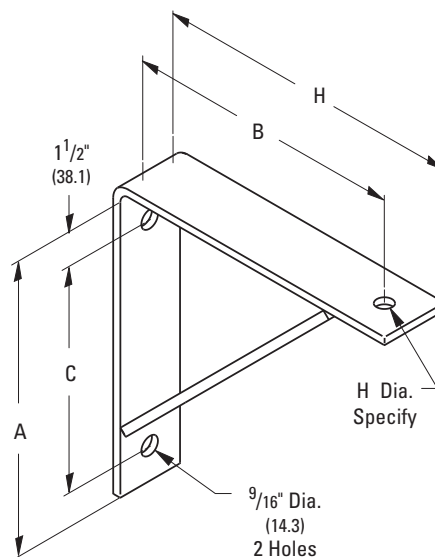
Material: Steel

Function: Recommended for suspending pipe outward from mounting surface.

Approvals: Conforms to Federal Specification WW-H-171E & A-A-1192A, Type 32 and Manufacturers Standardization Society ANSI/MSS SP-69 & SP-58, Type 31.

Finish: Plain or Electro-Galvanized. Contact customer service for alternative finishes and materials.

Order By: Part number, hole size 'H', and finish



Part No.	A		B		C		H Dia.		Design Load		Approx. Wt./100	
	in.	(mm)	in.	(mm)	in.	(mm)	in.	(mm)	Lbs.	(kN)	Lbs.	(kg)
B3068-1	9"	(228.6)	8"	(203.2)	6 1/2"	(165.1)	Specify	(Specify)	750	(3.33)	360	(163.3)
B3068-2	13"	(330.2)	12"	(304.8)	10 1/2"	(266.7)	Specify	(Specify)	750	(3.33)	582	(264.0)
B3068-3	19"	(482.6)	18"	(457.2)	16 1/2"	(419.1)	Specify	(Specify)	750	(3.33)	860	(390.1)

All dimensions in charts and on drawings are in inches. Dimensions shown in parentheses are in millimeters unless otherwise specified.

Brackets

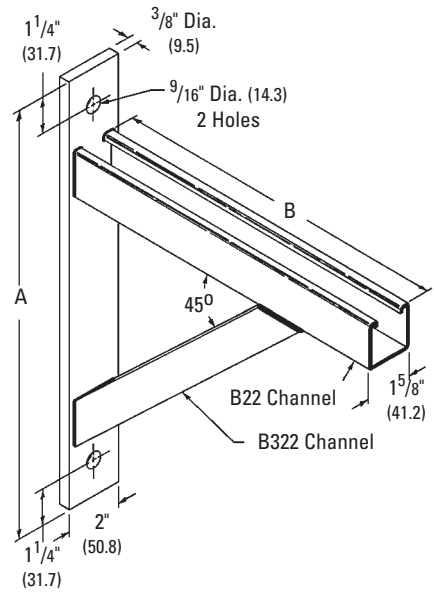
B3064 - Adjustable Strut Bracket

Material: Steel

Function: Designed for supporting pipe from walls or structures where lateral adjustment is required.

Standard Finish: Plain or Electro-Galvanized

Order By: Part number and finish.



Part No.	A		B		Design Load		Approx. Wt./100	
	in.	(mm)	in.	(mm)	Lbs.	(kN)	Lbs.	(kg)
B3064-1	15"	(381.0)	12"	(304.8)	1200	(5.34)	660	(299.4)
B3064-2	21"	(533.4)	18"	(457.2)	800	(3.56)	1004	(455.4)
B3064-3	27"	(685.8)	24"	(609.6)	600	(2.67)	1346	(610.5)

All dimensions in charts and on drawings are in inches. Dimensions shown in parentheses are in millimeters unless otherwise specified.

B3065 - Welded Bracket - Light Duty

Max. Recommended Load: 750 lbs. (3.33kN)

Material: Steel

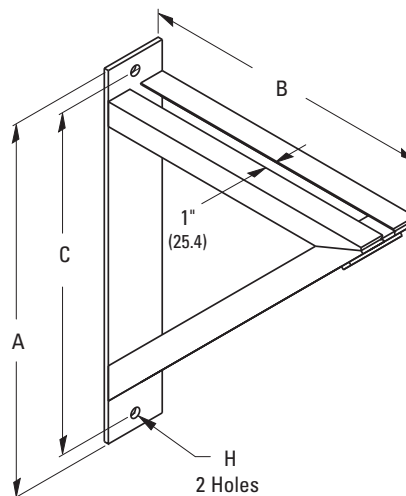
Function: Recommended for supporting pipe on top or hanging through support bracket outward from mounting surface.

Approvals: Conforms to Federal Specification WW-H-171E & A-A-1192A, Type 32 and Manufacturers Standardization Society ANSI/MSS SP-69 & SP-58, Type 31.

Finish: Plain or Electro-Galvanized.

Note: Available in Electro-Galvanized and HDG finish or Stainless Steel materials.

Order By: Part number and finish



Part No.	Mtg. Hole H		A		B		C	
	in.	(mm)	in.	(mm)	in.	(mm)	in.	(mm)
B3065-1	9/16"	(14.3)	13"	(330.2)	9"	(228.6)	11 1/2"	(292.1)
B3065-2	9/16"	(14.3)	17"	(431.8)	13"	(330.2)	15 1/2"	(393.7)
B3065-3	9/16"	(14.3)	23"	(584.2)	19"	(482.6)	21 1/2"	(546.1)

Part No.	Design Load		Approx. Wt./100	
	Lbs.	(kN)	Lbs.	(kg)
B3065-1	750	(3.33)	571	(259.0)
B3065-2	750	(3.33)	769	(348.8)
B3065-3	750	(3.33)	1057	(479.4)

All dimensions in charts and on drawings are in inches. Dimensions shown in parentheses are in millimeters unless otherwise specified.