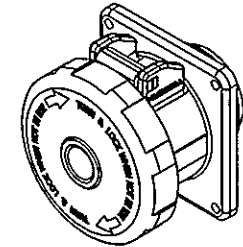
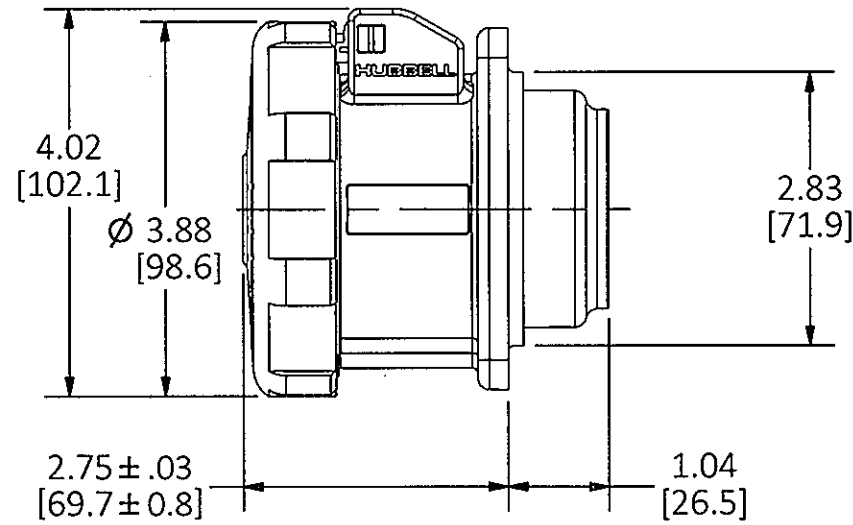
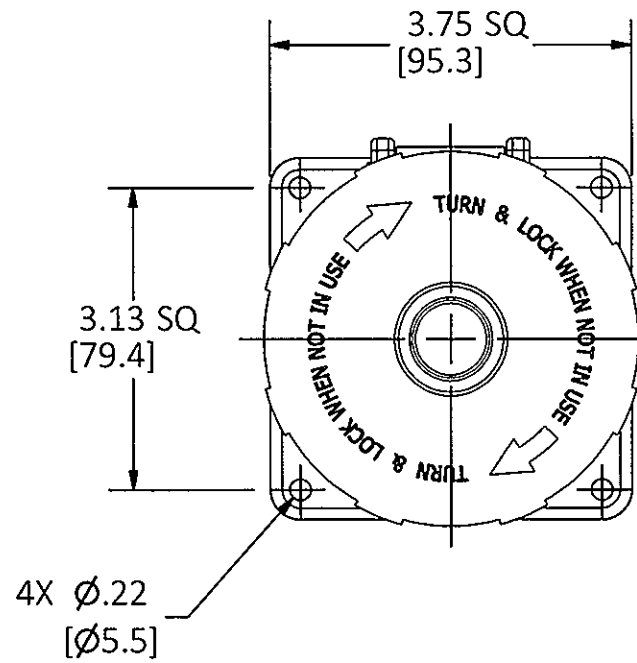


M-13318

1



LIST OF PARTS		
DESCRIPTION	MATERIAL	FINISH
HOUSING	PBT	
INTERIOR	THERMOSET	
SLEEVES	BRASS	
SLEEVE SPRINGS	BERR COPPER	SILVER
TERMINAL SCR.	ST. STEEL	
COVER	PBT	
GASKET	CLOSED CELL FOAM	
HINGE ARM	PBT	
HINGE PIN	BRASS	NICKEL
HINGE SPRING	ST. STEEL	
GLAND CAP	PBT	
GLANDS	NEOPRENE	
CLAMPS	PBT	
CLAMP NUTS	BRASS	NICKEL
ASSY. SCREWS	ST. STEEL	

CAT. NO.	CONFIG.	RATING	HOUSING COLOR
HBL530R5W		30A 347/600VAC 3Ø	BLACK
HBL530R6W		30A 200/346-240/415VAC 3Ø 32A - 6h/200/346-240/415V~	RED
HBL530R6V02		30A 200/346-240/415VAC 3Ø 32A - 6h/200/346-240/415V~	RED
HBL530R7W		30A 277/480VAC 3Ø	RED
HBL530R9W		30A 120/208VAC 3Ø 32A - 9h/120/208-144/250V~	BLUE

1	INITIAL RELEASE PER DCN 21982 Mr.B <i>Mr.B</i>	TLS	3/10/16
REV	DESCRIPTION	APP	DATE

THE DESIGN AND DIMENSIONS OF THE PRODUCT SHOWN ON THIS DRAWING ARE SUBJECT TO CHANGE WITHOUT NOTICE. DIMENSIONS ARE IN INCHES [mm].

TITLE  
30A & 32A 4 POLE 5 WIRE PIN AND SLEEVE RECEPTACLE

WIRING DEVICE-KELLEMS  
HUBBELL INCORPORATED  
SHELTON, CT

TOLERANCES UNLESS OTHERWISE SPECIFIED .XX = ± .01 .XXX = ± .005 ANGLE TOL. ±2	DR. BY Mr.B	SCALE 1:2
	CHK. BY TLS	DATE 3/2/16

DIMENSION SHEET FOR CAT. NO. SEE TABLE

B

M-13318

1