

U-Line® Contender® Factory Sealed 20 Amp Plugs and Receptacles

Explosionproof, Dust-Ignitionproof

Class I, Groups C, D
Class I, Division 2, Group B
Class I, Zone 1, Group IIB
Class I, Zone 2, Group IIB + H₂
Class II, Groups F, G
Class III

NEMA 3RX•

Applications

- Locations where receptacles are used with stationary or portable electrically operated devices such as:
 - Lighting systems
 - Conveyors
 - Heaters
 - Motor-generator sets
 - Air conditioners
 - Compressors
 - Pumps
- Locations where damp or corrosive conditions exist.

Features

- Covers are UL Listed when used with Contender® Series back boxes.
- ECP plug fits any standard non-explosionproof receptacle (NEMA 5-20R, or 6-20R) as well as U-Line explosionproof receptacles.
- Insulators provide superior dielectric and mechanical strength and lowest arc tracking.
- Dead front design: receptacle is not energized until plug is fully inserted and switch is engaged.

Standard Materials

- Cover: copperfree (4/10 of 1% max.) aluminum
- Back box: malleable iron
- Insulating blocks: fiberglass reinforced thermoset polyester

Standard Finishes

- Malleable iron mounting boxes: triple-coat– (1) zinc electroplate, (2) chromate and (3) epoxy powder coat
- Covers and aluminum back boxes: epoxy powder coat


Options

- Copperfree (4/10 of 1% max.) aluminum receptacle cover and box. Add suffix **-SA**.

Certifications and Complies

- UL Listed: E10784
- UL Standard: UL 1203, UL 1010, UL 894

Illustrated Features



Related Products

- U-Line Contender receptacles only available for use in combination with 1- and 2-gang EDS boxes incorporating such devices as pilot lights, switches and push buttons. See *Controls Section*.

U-Line NEMA 4X corrosion resistance screw cover kit available: **ULINEREC4XKIT**.



- NEMA Type 4X when the screw cover kit is installed and the cover is fully engaged. Covers are UL Classified to mount on Crouse-Hinds® EDS back boxes. Appleton "ENR" Series receptacles are UL Classified for use with Crouse-Hinds® ENP Series plugs. Crouse-Hinds, EDS and ENP are registered trademarks of Cooper Crouse-Hinds.

U-Line® Contender® Factory Sealed 20 Amp Plugs and Receptacles

Explosionproof, Dust-Ignitionproof

Class I, Groups C, D
 Class I, Division 2, Group B
 Class I, Zone 1, Group IIB
 Class I, Zone 2, Group IIB + H₂
 Class II, Groups F, G
 Class III

NEMA 3RX•

Illustrated Features

Spring door cover keeps dust out of receptacle when plug is not in use, which may be rotated 180° or completely removed. Stainless steel cover spring-completely enclosed for protection from corrosive environments.

With plug in use, neoprene gasket in throat of receptacle “seals” around plug keeping out dirt, water, dust and other foreign matter.

With plug not in use, spring-loaded door seats against neoprene gasket to seal receptacle from corrosive atmospheres.

Factory sealed receptacle/switch interior. Switch is an integral part of receptacle interior, contained in an aluminum sleeve. Protective xylan coating on inside of sleeve provides smooth “rotating” action of internal switch, which is activated by rotating plug in receptacle. Entire aluminum sleeve is sealed at both ends with neoprene O-rings to protect receptacle/switch interior against moisture.



ECP Interchanger™ plug fits ordinary location receptacles (NEMA 5-20R and NEMA 6-20R) and explosionproof U-Line receptacle as well competitors comparable NEMA blade configured receptacles.

For safety... Ordinary location plug will NOT activate explosionproof U-Line receptacle.

Plug mechanical cable clamps on the plug prevent strain on cables and meet or exceed UL 150 lb. strain relief pull-out test for classified locations.

A twist of the plug produces audible “click” to indicate fast make and break of built-in switch contacts. Twisting plug locks it in place—cannot be accidentally pulled out.



Special neoprene watertight plug bushing accommodates flexible cord ranging from .538” to .639” in diameter.



Solderless lugs—all terminals are pressure type to facilitate wiring.

Longer plug housing for better gripping and easier plug insertion and withdrawal.







• NEMA Type 3RX when the screw cover kit is installed and the cover is fully engaged.

U-Line® Contender® Factory Sealed 20 Amp Receptacles

Explosionproof, Dust-Ignitionproof

Class I, Groups C, D
 Class I, Division 2, Group B
 Class I, Zone 1, Group IIB
 Class I, Zone 2, Group IIB + H₂
 Class II, Groups F, G
 Class III

NEMA 3RX•

| | | Catalog Numbers † | | |
|--|---|---|---|-----------|
| | | 125 Vac | 250 Vac | |
| Type | Hub Size |  |  | |
| Single Gang | | | | |
|  Dead-End Feed-Thru | Dead-End | 1/2 | ENR11201 | ENR11202 |
| | | 3/4 | ENR21201 | ENR21202 |
| | | 1 | ENR31201 | ENR31202 |
| | Feed-Thru | 1/2 | ENRC11201 | ENRC11202 |
| | | 3/4 | ENRC21201 | ENRC21202 |
| | | 1 | ENRC31201 | ENRC31202 |
| Two Gang | | | | |
|  | Dead-End | 1/2 | ENR12201 | ENR12202 |
| | | 3/4 | ENR22201 | ENR22202 |
| | | 1 | ENR32201 | ENR32202 |
| | Feed-Thru | 1/2 | ENRC12201 | ENRC12202 |
| | | 3/4 | ENRC22201 | ENRC22202 |
| | | 1 | ENRC32201 | ENRC32202 |
| Replacement Receptacles | | | | |
|  | Receptacle Cover Assembly | ENR5201 | ENR6202 | |
| | Spring Cover Replacement Kit (Aluminum) | ULSCA | | |
|  | NEMA 4X Corrosion Resistance Kit ▼ | ULINEREC4XKIT | | |

† Standard back box malleable iron. For aluminum back box, add suffix **-SA** to catalog number.

▼ NEMA Type 4X when the screw cover is installed and the cover is fully engaged.

20 Amp Plugs

For U-Line® Contender® 20 Amp Receptacles. Explosionproof, Dust-Ignitionproof

These watertight plugs also fit NEMA 5-20R or 6-20R receptacles in nonclassified areas. Choice of Aluminum or Thermoplastic Polyester Plug.

Class I, Division 1 and 2 Groups B, C, D
 Class II, Division 1 and 2 Groups F, G
 Class III
 NEMA 3, 3R, 7BCD, 9FG

Applications

- U-Line® Interchanger™ ECP plug: suitable for use in such areas as refineries, petrochemical plants, and other areas subject to where ignitable gases are present.
- NCP Plug: ideal where moisture or corrosion is a constant problem, such as production facilities on marine platforms, and pipeline transportation facilities.









Features

- Unique blade-type, brass contacts exert constant pressure along entire contact surface and provide superior electrical contact.
- Insulators provide superior dielectric and mechanical strength and lowest arc tracking.
- Longer plug housing for better gripping and easier plug insertion and withdrawal.

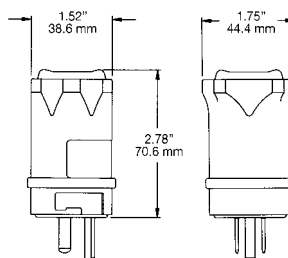
- Plugs fits any standard non-explosionproof receptacle (NEMA 5-20R, or 6-20R) as well as U-Line explosionproof receptacles.
- ECP plug: a twist of the plug produces audible "click" to indicate fast make and break of built-in switch contacts. Twisting plug locks it in place and cannot be accidentally pulled out.
- NCP plug: special neoprene watertight plug bushing accommodates flexible cord ranging from .538" to .639" diameter.

Standard Materials

- ECP plug: copperfree (less than 4/10ths of 1%) aluminum.
- NCP plug: 30% glass-reinforced thermoplastic polyester.

| | Amp | Diagram | Wire/ Pole | Cable Dia., (Inches) | Catalog Number | |
|---|-----|---|---------------|-------------------------|--|--|
| | | | | | 125 Vac  | 250 Vac  |
| U-Line® Interchanger™ ECP Standard Plug | | | | | | |
|  | 20 |  | 2W, 3P | .538 to .639 | ECP-2023 | — |
| | 20 |  | 2W, 3P | .538 to .639 | — | ECP-20232 |
| NCP Plug | | | | | | |
|  | 20 |  | 2W, 3P | .538 to .639 | NCP-2023 | — |
| | 20 |  | 2W, 3P | .538 to .639 | — | NCP-20232 |

Dimensions



GFS-1 Factory Sealed Ground Fault Circuit Interrupter

For U-Line® Contender® 20 Amp Receptacles. Explosionproof, Dust-Ignitionproof

125 Vac Branch Circuits. Installs in Standard Contender Series Mounting Box.

Class I, Division 1 and 2, Groups C, D
 Class II, Division 1 and 2, Groups E, F, G
 Class III
 NEMA 3RX, 7CD, 9EFG

Applications

- Provides required ground fault protection for portable electrically-operated devices. Meets all UL and CSA requirements for ground fault protection in hazardous locations.
- Well suited for use in highly corrosive atmospheres and wet locations.
- Can be used in conjunction with U-Line factory sealed Contender receptacle on 20 Amp, 125 Vac branch circuits.

Features


- Covers are UL Listed when used with Contender® Series back boxes.
- Factory sealed construction; no external seals are required. Arcing is confined within the device's interior sealed chamber.
- Rated 20 Amp, 125 Vac, 5 mA trip setting.
- Smooth-operating test and reset buttons.

Standard Materials

- Cover and sealing chamber cast copperfree (less than 4/10 of 1%) aluminum
- Cover bolts, test and reset buttons and shafts: stainless steel

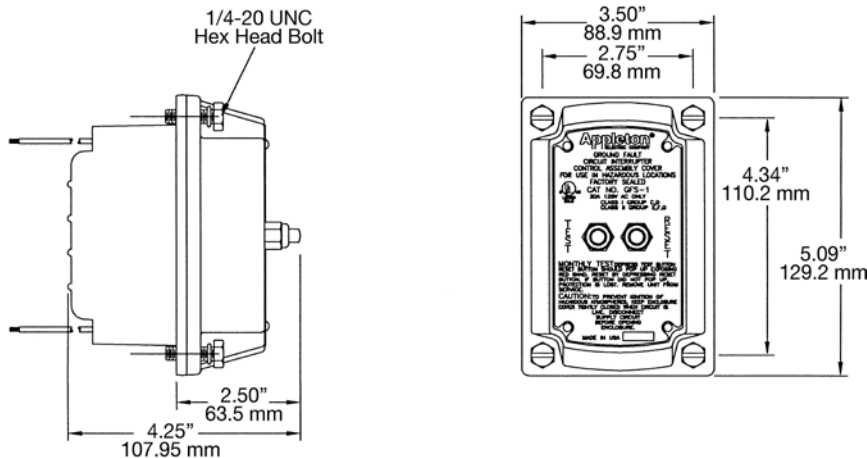
Certifications and Compliances

- UL Listed: E81751
- UL Standard: UL 943, UL 1203



| Description | Catalog Number |
|--|----------------|
| Aluminum Ground Fault Interrupter Cover/Device | GFS-1 |




Dimensions



Covers are UL Classified to mount on Crouse-Hinds® EDS back boxes. Crouse-Hinds, EDS and ENP are registered trademarks of Cooper Crouse-Hinds.

EDS Cast Device Mounting Boxes and Dimensions

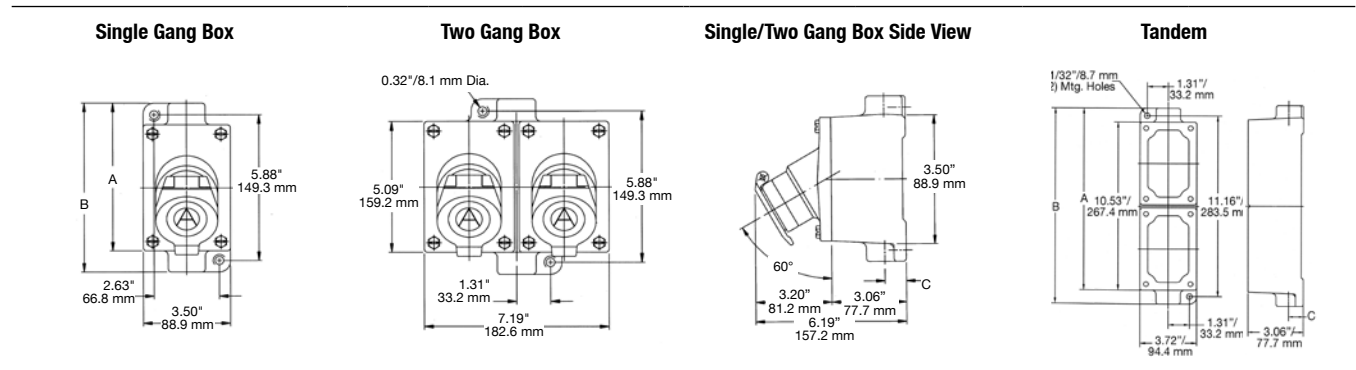
For U-Line® Contender® 20 Amp Receptacles

| | Type | Hub Size (Inches) | Dimensions in Inches/Millimeters | | | Catalog Number | |
|---|-----------|-------------------|----------------------------------|-------------|-----------|----------------|-------------------|
| | | | A | B | C | Malleable Iron | Aluminum |
| Single Gang  | Dead-End | 1/2 | 6.06/153.9 | 6.81/172.9 | 0.75/19.0 | EDS171 | EDS171-SA |
| | | 3/4 | 6.06/153.9 | 6.81/172.9 | 0.88/22.3 | EDS271 | EDS271-SA |
| | | 1 | 6.17/156.7 | 7.03/178.5 | 1.00/25.4 | EDS371 | EDS371-SA |
| | Feed-Thru | 1/2 | 6.06/153.9 | 6.81/172.9 | 0.75/19.0 | EDSC171 | EDSC171-SA |
| | | 3/4 | 6.06/153.9 | 6.81/172.9 | 0.88/22.3 | EDSC271 | EDSC271-SA |
| | | 1 | 6.17/156.7 | 7.03/178.5 | 1.00/25.4 | EDSC371 | EDSC371-SA |
| Two Gang  | Dead-End | 1/2 | 6.06/153.9 | 6.81/172.9 | 0.88/22.3 | EDS172 | EDS172-SA |
| | | 3/4 | 6.06/153.9 | 6.81/172.9 | 0.88/22.3 | EDS272 | EDS272-SA |
| | | 1 | 6.17/156.7 | 7.03/178.5 | 1.00/25.4 | EDS372 | EDS372-SA |
| | Feed-Thru | 1/2 | 6.06/153.9 | 6.81/172.9 | 0.88/22.3 | EDSC172 | EDSC172-SA |
| | | 3/4 | 6.06/153.9 | 6.81/172.9 | 0.88/22.3 | EDSC272 | EDSC272-SA |
| | | 1 | 6.17/156.7 | 7.03/178.5 | 1.00/25.4 | EDSC372 | EDSC372-SA |
| Tandem †  | Dead-End | 1/2 | 11.31/287.2 | 12.09/307.0 | 0.88/22.3 | EDS147 | EDS147-SA |
| | | 3/4 | 11.31/287.2 | 12.09/307.0 | 0.88/22.3 | EDS247 | EDS247-SA |
| | | 1 | 11.44/290.5 | 12.31/312.6 | 1.00/25.4 | EDS347 | EDS347-SA |
| | Feed-Thru | 1/2 | 11.31/287.2 | 12.09/307.0 | 0.88/22.3 | EDSC147 | EDSC147-SA |
| | | 3/4 | 11.31/287.2 | 12.09/307.0 | 0.88/22.3 | EDSC247 | EDSC247-SA |
| | | 1 | 11.44/290.5 | 12.31/312.6 | 1.00/25.4 | EDSC347 | EDSC347-SA |

Plugs and Receptacles

PLUGS AND RECEPTACLES: HAZARDOUS LOCATION

Dimensions



† For tandem bodies, external seals must be installed within 5 feet/1.52 meters of each conduit entrance for Class I, Groups C and D.