

QUICK TRAY PRO STRAIGHT SECTION



INDUSTRY STANDARDS

UL Classified for suitability as equipment ground conductor only.

NFPA 70, National Electrical Code, Article 392: Cable Trays; provides UL Classification and labels
 IEC 61537, Cable Tray Systems and Cable Ladder systems for Cable Management
 NEMA VE 1, Metal Cable Tray Systems, for materials, sizes and configurations

APPLICATION

The Quick Tray Pro cable tray routes cables through unused space while keeping them accessible for easy maintenance. Combine components to configure a system that meets application requirements.

NOTE: All 10-ft. sections are packaged and sold in quantities of 4.

SPECIFICATIONS

- Made of high-strength 5-mm or higher gauge steel wire
- T-weld top wire

FINISH

Pre-galvanized steel or black powder-coated finish.

BULLETIN: DQT

Standard Product

Catalog Number	AxBxC in.	AxBxC mm	Description	Finish	Load per 6-ft. span lbs./ft.	Cat6 Fill Rate* .19-in. dia. cable	Cat6A Fill Rate* .23-in. dia. cable	Splice Quantity
QTP2X4	2.00 x 4.00 x 120.00	51 x 102 x 3048	2 x 4-in. Straight Section	Pre-galvanized	43	108	99	2
QTP2X4BLK	2.00 x 4.00 x 120.00	51 x 102 x 3048	2 x 4-in. Straight Section	Black	43	108	99	2
QTP2X6	2.00 x 6.00 x 120.00	51 x 152 x 3048	2 x 6-in. Straight Section	Pre-galvanized	50	163	149	4
QTP2X6BLK	2.00 x 6.00 x 120.00	51 x 152 x 3048	2 x 6-in. Straight Section	Black	50	163	149	4
QTP2X8	2.00 x 8.00 x 120.00	51 x 203 x 3048	2 x 8-in. Straight Section	Pre-galvanized	52	218	200	4
QTP2X8BLK	2.00 x 8.00 x 120.00	51 x 203 x 3048	2 x 8-in. Straight Section	Black	52	218	200	4
QTP2X12	2.00 x 12.00 x 120.00	51 x 305 x 3048	2 x 12-in. Straight Section	Pre-galvanized	58	326	298	4
QTP2X12BLK	2.00 x 12.00 x 120.00	51 x 305 x 3048	2 x 12-in. Straight Section	Black	58	326	298	4
QTP2X16	2.00 x 16.00 x 120.00	51 x 406 x 3048	2 x 16-in. Straight Section	Pre-galvanized	70	439	402	4
QTP2X16BLK	2.00 x 16.00 x 120.00	51 x 406 x 3048	2 x 16-in. Straight Section	Black	70	439	402	4
QTP2X18	2.00 x 18.00 x 120.00	51 x 457 x 3048	2 x 18-in. Straight Section	Pre-galvanized	70	495	452	4
QTP2X18BLK	2.00 x 18.00 x 120.00	51 x 457 x 3048	2 x 18-in. Straight Section	Black	70	495	452	4
QTP2X20	2.00 x 20.00 x 120.00	51 x 508 x 3048	2 x 20-in. Straight Section	Pre-galvanized	73	550	503	5
QTP2X20BLK	2.00 x 20.00 x 120.00	51 x 508 x 3048	2 x 20-in. Straight Section	Black	73	550	503	5
QTP2X22	2.00 x 22.00 x 120.00	51 x 559 x 3048	2 x 22-in. Straight Section	Pre-galvanized	73	600	554	5
QTP2X22BLK	2.00 x 22.00 x 120.00	51 x 559 x 3048	2 x 22-in. Straight Section	Black	73	600	554	5
QTP2X24	2.00 x 24.00 x 120.00	51 x 610 x 3048	2 x 24-in. Straight Section	Pre-galvanized	75	660	604	5
QTP2X24BLK	2.00 x 24.00 x 120.00	51 x 610 x 3048	2 x 24-in. Straight Section	Black	75	660	604	5
QTP4X4	4.00 x 4.00 x 120.00	102 x 102 x 3048	4 x 4-in. Straight Section	Pre-galvanized	45	205	188	4
QTP4X4BLK	4.00 x 4.00 x 120.00	102 x 102 x 3048	4 x 4-in. Straight Section	Black	45	205	188	4
QTP4X6	4.00 x 6.00 x 120.00	102 x 152 x 3048	4 x 6-in. Straight Section	Pre-galvanized	49	310	285	5
QTP4X6BLK	4.00 x 6.00 x 120.00	102 x 152 x 3048	4 x 6-in. Straight Section	Black	49	310	285	5
QTP4X8	4.00 x 8.00 x 120.00	102 x 203 x 3048	4 x 8-in. Straight Section	Pre-galvanized	78	416	380	6
QTP4X8BLK	4.00 x 8.00 x 120.00	102 x 203 x 3048	4 x 8-in. Straight Section	Black	78	416	380	6
QTP4X12	4.00 x 12.00 x 120.00	102 x 305 x 3048	4 x 12-in. Straight Section	Pre-galvanized	78	621	568	6
QTP4X12BLK	4.00 x 12.00 x 120.00	102 x 305 x 3048	4 x 12-in. Straight Section	Black	78	621	568	6
QTP4X16	4.00 x 16.00 x 120.00	102 x 406 x 3048	4 x 16-in. Straight Section	Pre-galvanized	108	837	765	7
QTP4X16BLK	4.00 x 16.00 x 120.00	102 x 406 x 3048	4 x 16-in. Straight Section	Black	108	837	765	7
QTP4X18	4.00 x 18.00 x 120.00	102 x 457 x 3048	4 x 18-in. Straight Section	Pre-galvanized	116	942	862	7
QTP4X18BLK	4.00 x 18.00 x 120.00	102 x 457 x 3048	4 x 18-in. Straight Section	Black	116	942	862	7
QTP4X20	4.00 x 20.00 x 120.00	102 x 508 x 3048	4 x 20-in. Straight Section	Pre-galvanized	116	1047	958	7
QTP4X20BLK	4.00 x 20.00 x 120.00	102 x 508 x 3048	4 x 20-in. Straight Section	Black	116	1047	958	7
QTP4X22	4.00 x 22.00 x 120.00	102 x 559 x 3048	4 x 22-in. Straight Section	Pre-galvanized	116	1152	1054	8
QTP4X22BLK	4.00 x 22.00 x 120.00	102 x 559 x 3048	4 x 22-in. Straight Section	Black	116	1152	1054	8
QTP4X24	4.00 x 24.00 x 120.00	102 x 610 x 3048	4 x 24-in. Straight Section	Pre-galvanized	116	1257	1150	8
QTP4X24BLK	4.00 x 24.00 x 120.00	102 x 610 x 3048	4 x 24-in. Straight Section	Black	116	1257	1150	8
QTP6X8	6.00 x 8.00 x 120.00	152 x 203 x 3048	6 x 8-in. Straight Section	Pre-galvanized	116	623	570	6
QTP6X8BLK	6.00 x 8.00 x 120.00	152 x 203 x 3048	6 x 8-in. Straight Section	Black	116	623	570	6
QTP6X12	6.00 x 12.00 x 120.00	152 x 305 x 3048	6 x 12-in. Straight Section	Pre-galvanized	123	931	852	6
QTP6X12BLK	6.00 x 12.00 x 120.00	152 x 305 x 3048	6 x 12-in. Straight Section	Black	123	931	852	6
QTP6X16	6.00 x 16.00 x 120.00	152 x 406 x 3048	6 x 16-in. Straight Section	Pre-galvanized	123	1255	1148	7
QTP6X16BLK	6.00 x 16.00 x 120.00	152 x 406 x 3048	6 x 16-in. Straight Section	Black	123	1255	1148	7
QTP6X18	6.00 x 18.00 x 120.00	152 x 457 x 3048	6 x 18-in. Straight Section	Pre-galvanized	127	1413	1292	7
QTP6X18BLK	6.00 x 18.00 x 120.00	152 x 457 x 3048	6 x 18-in. Straight Section	Black	127	1413	1292	7
QTP6X20	6.00 x 20.00 x 120.00	152 x 508 x 3048	6 x 20-in. Straight Section	Pre-galvanized	127	1571	1437	7
QTP6X20BLK	6.00 x 20.00 x 120.00	152 x 508 x 3048	6 x 20-in. Straight Section	Black	127	1571	1437	7
QTP6X22	6.00 x 22.00 x 120.00	152 x 559 x 3048	6 x 22-in. Straight Section	Pre-galvanized	127	1728	1580	8

Catalog Number	AxBxC in.	AxBxC mm	Description	Finish	Load per 6-ft. span lbs./ft.	Cat6 Fill Rate* .19-in. dia. cable	Cat6A Fill Rate* .23-in. dia. cable	Splice Quantity
QTP6X22BLK	6.00 x 22.00 x 120.00	152 x 559 x 3048	6 x 22-in. Straight Section	Black	127	1728	1580	8
QTP6X24	6.00 x 24.00 x 120.00	152 x 610 x 3048	6 x 24-in. Straight Section	Pre-galvanized	150	1886	1726	8
QTP6X24BLK	6.00 x 24.00 x 120.00	152 x 610 x 3048	6 x 24-in. Straight Section	Black	150	1886	1726	8

* Based on 50% fill rate.

All straight 10-ft. sections are packaged and sold in quantities of 4.

Quick Tray Weight Guide

Catalog Number (Plated)	Catalog Number (Black)	Nominal Width (inch)	Weight per section (lbs)	Cable qty @ 75% fill (CAT 6)	Load (lbs./ft.)	Splice qty. per joint
QTP2X12	QTP2X12BLK	12	12	326	58	4
QTP2X16	QTP2X16BLK	16	15	439	70	4
QTP2X18	QTP2X18	18	23	495	70	4
QTP2X20	QTP2X20BLK	20	25	550	73	5
QTP2X22	QTP2X22BLK	22	27	600	73	5
QTP2X24	QTP2X24BLK	24	31	660	75	5
QTP2X4	QTP2X4BLK	4	7	108	45	2
QTP2X6	QTP2X6BLK	6	9	163	50	4
QTP2X8	QTP2X8BLK	8	10.5	218	52	4
QTP4X12	QTP4X12BLK	12	23	621	78	6
QTP4X16	QTP4X16BLK	16	27	837	108	7
QTP4X18	QTP4X18BLK	18	29	942	116	7
QTP4X20	QTP4X20BLK	20	31	1047	116	7
QTP4X22	QTP4X22BLK	22	33	1152	116	8
QTP4X24	QTP4X24BLK	24	35	1257	116	8
QTP4X4	QTP4X4BLK	4	12	205	44	4
QTP4X6	QTP4X6BLK	6	13	310	49	5
QTP4X8	QTP4X8BLK	8	15	416	78	6
QTP6X12	QTP6X12BLK	12	27	931	23	6
QTP6X16	QTP6X16BLK	16	31	1255	123	7
QTP6X18	QTP6X18BLK	18	33	1413	127	7
QTP6X20	QTP6X20BLK	20	35	1571	127	7
QTP6X22	QTP6X22BLK	22	37	1728	127	8
QTP6X24	QTP6X24BLK	24	39	1886	150	8
QTP6X8	QTP6X8BLK	8	23	623	116	6

SPLICE KIT



Splice Kits are used for bolting turns, bends and tees; connecting Quick Tray Pro sections; and fastening splice bars. Kit includes three-piece staked bolt, washer and nut.

BULLETIN: DQT

Catalog Number	AxBxC in./mm	Description	Pkg. Qty.
QTPBNWK	2.00 x 4.00 x 2.00 51 x 102 x 51	Splice Kit (Zinc)	50
QTPBNWKBLK	2.00 x 4.00 x 2.00 51 x 102 x 51	Splice Kit (Black)	50

SPLICE WASHER



Quick Tray Pro Splice Washers are used with QTPBNWK/QTPBNWKBLK Splice Kits for bolting turns, bends, and tees; connecting tray sections; and fastening splice bars.

BULLETIN: DQT

Catalog Number	Description	Finish	Pkg. Qty.	LxWxD in./mm
QTPSSW3	Splice Washer	Pre-galvanized	50	2.441x2.41x.14 61x61x4
QTPSSW3BLK	Splice Washer	Black	50	2.441x2.41x.14 61x61x4

SPLICE BARS



Quick Tray Pro Splice Bars provide extra support and stability to tray sides when connecting tray sections with splice washers. Universal bars can be cut to fit with bolt cutters and bent for use in tees and elbows. Made of plated steel. Requires QTPSSW3/QTPSSW3BLK Splice Washers and QTPBNWK/QTPBNWKBLK Splice Kits to fasten to side of tray.

BULLETIN: DQT

Catalog Number	AxBxC in./mm	Description	Pkg. Qty.
QTPUS10	4.00 x 13.00 x 4.00 102 x 330 x 102	Splice Bar, 10 in. Universal (Zinc)	50
QTPUS10BLK	4.00 x 13.00 x 4.00 102 x 330 x 102	Splice Bar, 10 in. Universal (Black)	50
QTP90TKIT	1.00 x 5.00 x 5.00 25 x 127 x 127	Includes: (2) 90° bends; (8) washers, (8) nuts, (8) bolts (Zinc)	1
QTP90TKITBLK	1.00 x 5.00 x 5.00 25 x 127 x 127	Includes: (2) 90° bends; (8) washers, (8) nuts, (8) bolts (Black)	1

TRAPEZE HANGING CLIP



For trapeze hung Quick Tray Pro installations. Use with 1/4- or 3/8-in. threaded rod; obtain locally. Poly grommet retains tray in slot-unsnap to detach one side of tray for loading cables. Corrosion-resistant pre-galvanized finish.

BULLETIN: DQT

Catalog Number	AxBxC in./mm	Description	Pkg. Qty.
QTPTH	3.00 x 6.00 x 14.00 76 x 152 x 356	Trapeze Hanging Clips, Pre-galvanized	50
QTPTHBLK	3.00 x 6.00 x 14.00 76 x 152 x 356	Trapeze Hanging Clips, Black	50

C-BRACKET



For Quick Tray Pro installations under ceiling or overhangs. Use with tray widths up to 12 in. (305 mm). To secure tray to bracket, use one QTPSSW3/QTPSSW3BLK Splice Washer and one QTPBNWK/QTPBNWKBLK Splice Kit on sizes up to 8 in. (203 mm); use two on 12-in. (305-mm) trays. Can be stacked for multi-level tray installations. Corrosion resistant plated finish.

BULLETIN: DQT

Catalog Number	AxBxC in./mm	Description	Finish	Tray Width in./mm
QTPCB4	8.00 x 1.00 x 4.00 203 x 25 x 102	C-Bracket	Pre-galvanized	4 102
QTPCB4BLK	8.00 x 1.00 x 4.00 203 x 25 x 102	C-Bracket	Black	4 102
QTPCB8	8.00 x 1.00 x 8.00 203 x 25 x 203	C-Bracket	Pre-galvanized	8 203
QTPCB8BLK	8.00 x 1.00 x 8.00 203 x 25 x 203	C-Bracket	Black	8 203
QTPCB12	8.00 x 1.00 x 12.00 203 x 25 x 305	C-Bracket	Pre-galvanized	12 305
QTPCB12BLK	8.00 x 1.00 x 12.00 203 x 25 x 305	C-Bracket	Black	12 305

CENTER HANGERS



Use with up to 1/2-in. threaded rod (obtain locally). Only one rod needed to suspend tray. Snap-on attachment holds Quick Tray Pro cable tray secure without nuts and bolts. For use with 4- to 24-in. (102- to 610-mm) tray widths. Can be used for multiple-level installations; 1/2-in. threaded rod recommended. Corrosion-resistant plated finish.

BULLETIN: DQT

Catalog Number	AxBxC in./mm	Description	Finish	Tray Width in./mm
QTPCH4	7.50 x 4.00 x 1.00 191 x 102 x 25	Center Hanger	Pre-galvanized	4 102
QTPCH4BLK	7.50 x 4.00 x 1.00 191 x 102 x 25	Center Hanger	Black	4 102
QTPCH12	7.50 x 12.00 x 1.00 191 x 305 x 25	Center Hanger	Pre-galvanized	12 305
QTPCH12BLK	7.50 x 12.00 x 1.00 191 x 305 x 25	Center Hanger	Black	12 305
QTPCH24	7.50 x 24.00 x 1.00 191 x 610 x 25	Center Hanger	Pre-galvanized	24 610
QTPCH24BLK	7.50 x 24.00 x 1.00 191 x 610 x 25	Center Hanger	Black	24 610



L-Brackets mount directly to wall for overhead mounting. Corrosion-resistant plated finish. Fasten Quick Tray Pro to bracket with one QTPSSW3/QTPSSW3BLK Splice Washer and one QTPBNWK/QTPBNWKBLK Splice Kit on sizes up to 8 in. (203 mm); use two on 12-in. (305-mm) trays.

BULLETIN: DQT

Catalog Number	AxBxC in./mm	Description	Finish
QTPLB4	6.00 x 1.00 x 4.00 152 x 25 x 102	4-in. L-Bracket	Pre-galvanized
QTPLB4BLK	6.00 x 1.00 x 4.00 152 x 25 x 102	4-in. L-Bracket	Black
QTPLB8	6.00 x 1.00 x 8.00 152 x 25 x 203	8-in. L-Bracket	Pre-galvanized
QTPLB8BLK	6.00 x 1.00 x 8.00 152 x 25 x 203	8-in. L-Bracket	Black
QTPLB12	6.00 x 1.00 x 12.00 152 x 25 x 305	12-in. L-Bracket	Pre-galvanized
QTPLB12BLK	6.00 x 1.00 x 12.00 152 x 25 x 305	12-in. L-Bracket	Black

REINFORCED WALL BRACKET



For heavy-duty Quick Tray Pro applications. Mounts on 1-5/8-in. wide metal channel. To secure tray to bracket, use one QTPSSW3/QTPSSW3BLK Splice Washer and one QTPBNWK/QTPBNWKBLK Splice Kit on sizes up to 8 in. (203 mm); use two on 12-in. (305-mm) and wider trays. Made of plated steel for corrosion resistance.

BULLETIN: DQT

Catalog Number	AxBxC in./mm	Description	Finish	Width in./mm
QTPRWB4	3.00 x 1.00 x 4.00 76 x 25 x 102	Reinforced Wall Bracket	Pre-galvanized	4 102
QTPRWB4BLK	3.00 x 1.00 x 4.00 76 x 25 x 102	Reinforced Wall Bracket	Black	4 102
QTPRWB6	3.00 x 1.00 x 6.00 76 x 25 x 152	Reinforced Wall Bracket	Pre-galvanized	6 152
QTPRWB6BLK	3.00 x 1.00 x 6.00 76 x 25 x 152	Reinforced Wall Bracket	Black	6 152
QTPRWB8	4.00 x 1.00 x 8.00 102 x 25 x 203	Reinforced Wall Bracket	Pre-galvanized	8 203
QTPRWB8BLK	4.00 x 1.00 x 8.00 102 x 25 x 203	Reinforced Wall Bracket	Black	8 203
QTPRWB12	6.00 x 1.00 x 12.00 152 x 25 x 305	Reinforced Wall Bracket	Pre-galvanized	12 305
QTPRWB12BLK	6.00 x 1.00 x 12.00 152 x 25 x 305	Reinforced Wall Bracket	Black	12 305
QTPRWB16	9.00 x 1.00 x 16.00 229 x 25 x 406	Reinforced Wall Bracket	Pre-galvanized	16 406
QTPRWB16BLK	9.00 x 1.00 x 16.00 229 x 25 x 406	Reinforced Wall Bracket	Black	16 406
QTPRWB18	3.00 x 8.00 x 3.00 76 x 203 x 76	Reinforced Wall Bracket	Pre-galvanized	18 457
QTPRWB18BLK	3.00 x 8.00 x 3.00 76 x 203 x 76	Reinforced Wall Bracket	Black	18 457
QTPRWB20	9.00 x 1.00 x 20.00 229 x 25 x 508	Reinforced Wall Bracket	Pre-galvanized	20 508
QTPRWB20BLK	9.00 x 1.00 x 20.00 229 x 25 x 508	Reinforced Wall Bracket	Black	20 508
QTPRWB24	9.00 x 1.00 x 24.00 229 x 25 x 610	Reinforced Wall Bracket	Pre-galvanized	24 610
QTPRWB24BLK	9.00 x 1.00 x 24.00 229 x 25 x 610	Reinforced Wall Bracket	Black	24 610

DIVIDER STRIP



For wire separation within a single Quick Tray Pro cable tray. 5-ft. (1.5-m) long strips are available in 2-, 4- and 6-in. (51-, 102- and 152-mm) heights. To secure divider strips to tray, use QTPSSW3/ QTPSSW3BLK Splice Washer and QTPBNWK/QTPBNWKBLK Splice Kit for each strip.

BULLETIN: DQT

Catalog Number	AxBxC in./mm	Description	Finish	Tray Height in./mm
QTPDS2	2.00 x 1.00 x 60.00	Divider Strip	Pre-galvanized	2
	51 x 25 x 1524			51
QTPDS2BLK	2.00 x 1.00 x 60.00	Divider Strip	Black	2
	51 x 25 x 1524			51
QTPDS4	4.00 x 1.00 x 60.00	Divider Strip	Pre-galvanized	4
	102 x 25 x 1524			102
QTPDS4BLK	4.00 x 1.00 x 60.00	Divider Strip	Black	4
	102 x 25 x 1524			102
QTPDS6	6.00 x 1.00 x 60.00	Divider Strip	Pre-galvanized	6
	152 x 25 x 1524			152
QTPDS6BLK	6.00 x 1.00 x 60.00	Divider Strip	Black	6
	152 x 25 x 1524			152

SIDE-ACTION BOLT CUTTER




The Quick Tray Pro Side-Action Bolt Cutter insures a flush cut and helps create a protective coating for the new cut.

BULLETIN: DQT

Catalog Number	AxBxC in./mm	Description
QTPBC	12.00 x 1.00 x 0.50 305 x 25 x 13	Side Action Bolt Cutter

VERTICAL DOWN




The Quick Tray Pro Vertical Down protects cables when exiting and entering tray. Built-in hold down method for side mount. Attached with 1/4 in. hardware for center mount.

BULLETIN: DQT

Catalog Number	Description	Finish
QTPVD	Vertical Down	Pre-galvanized
QTPVDBLK	Vertical Down	Black

WALL-TERMINATION BRACKET




Fastens the end of Quick Tray Pro cable tray to a wall. Attach to tray with QTPSSW3/QTPSSW3BLK Splice Washers and QTPBNWK/QTPBNWKBLK Splice Kits.

BULLETIN: DQT

Catalog Number	AxBxC in./mm	Description	Finish
QTPWTB	3.00 x 12.00 x 3.00 76 x 305 x 76	Wall-Termination Bracket, 12 in. (305 mm)	Pre-galvanized
QTPWTBBLK	3.00 x 12.00 x 3.00 76 x 305 x 76	Wall-Termination Bracket, 12 in. (305 mm)	Black

POLYMER INSERT



Polymer inserts provide continuous support for the cables when used as a tray liner. This flame retardant polymer material is prescored at the factory to fit in all standard width Quick Tray Pro cable trays.

BULLETIN: DQT

Catalog Number	Description	Tray Width in./mm
QTP4INST	4 x 40-foot roll (102 x 12,197-mm) Polymer Insert	4 102
QTP6INST	6 x 40-foot roll (152 x 12,197-mm) Polymer Insert	6 152
QTP8INST	8 x 40-foot roll (203 x 12,197-mm) Polymer Insert	8 203
QTP12INST	12 x 40-foot roll (305 x 12,197-mm) Polymer Insert	12 305
QTP16INST	16 x 40-foot roll (406 x 12,197-mm) Polymer Insert	16 406
QTP18INST	18 x 40-foot roll (457 x 12,197-mm) Polymer Insert	18 457
QTP20INST	20 x 40-foot roll (508 x 12,197-mm) Polymer Insert	20 508
QTP24INST	24 x 40-foot roll (610 x 12,197-mm) Polymer Insert	24 610

Notes