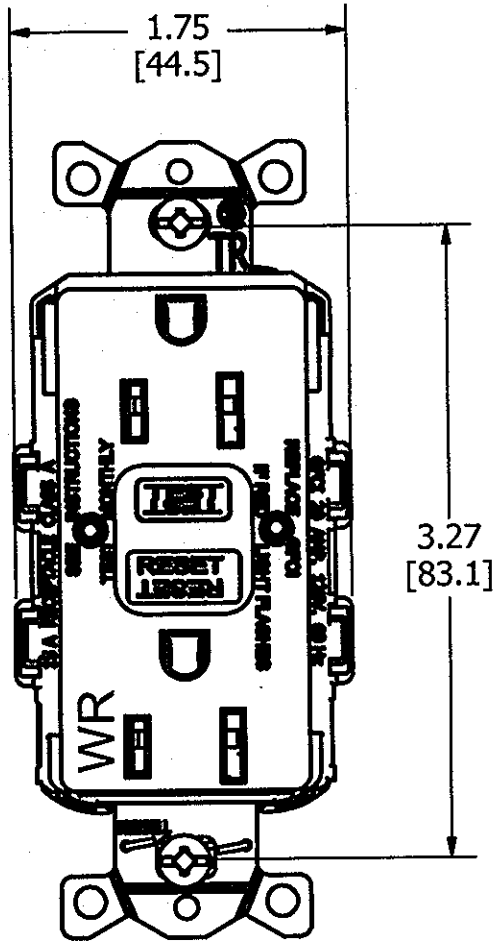
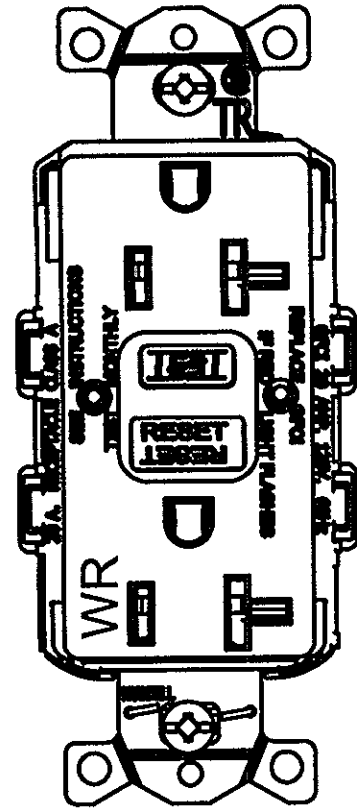


M-12697

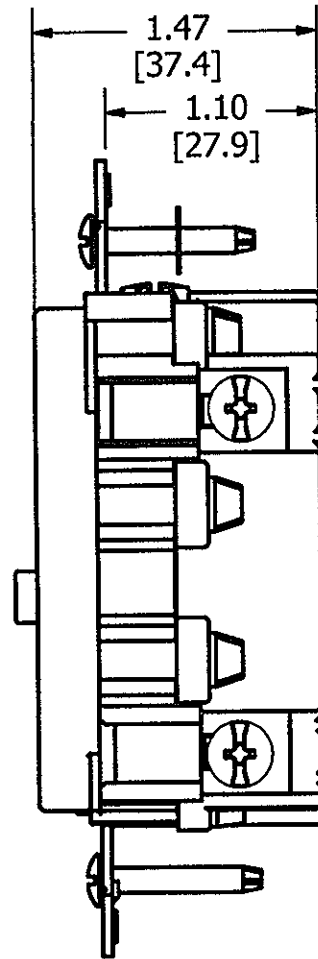
3



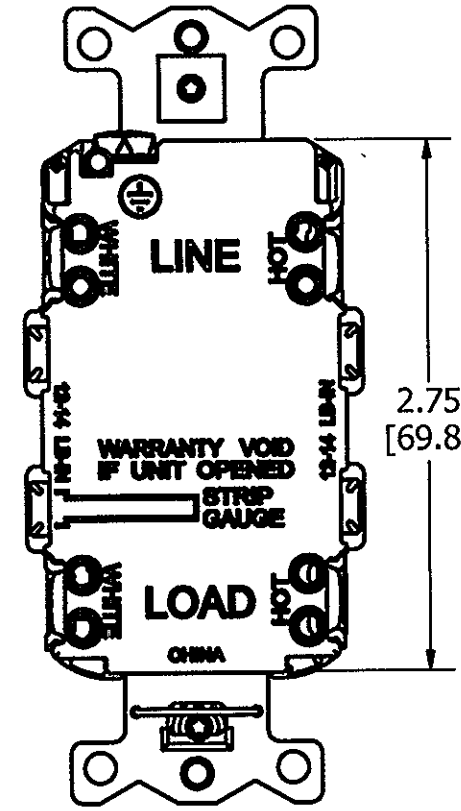
TYPICAL HG/WR 15A DEVICE



TYPICAL HG/WR 20A DEVICE



(RANDOM UNIT CONFIGURATION SHOWN. SEE BOM FOR UNIT DETAIL & OTHER VARIATIONS)



BACK MARKINGS TYPICAL

LIST OF PARTS

DESCRIPTION	MATERIAL	FINISH
FACE	ZYTEL 101	
BRIDGE	STEEL	GALVANIZED
CLAMP PLATES	BRASS	
CONTACTS	BRASS	
BASE	ZYTEL 101	
MOUNTING SCREW	STEEL	ZINC PLATED
BINDING SCREWS	STEEL	ZINC PLATED

SEE TABULATION

REPAIRABLE NON-REPAIRABLE

B M-12697

3

3	ADDED CAT # GFTWRST15MP, GFTWRST15IMP, GFTWRST15WMP, GFTWRST15BKMP & GFTWRST15LAMP PER DCN 21918 JZW	PJB PJB	2/5/16
2	UPDATED MATERIALS PER DCN 21241	Kp	5/25/15
1	INITIAL RELEASE PER DCN # 20675 UPDATED MATERIALS PER DCN 21241	TFH	9-02-14
SYM	DESCRIPTION	APPROVED	DATE

THE DESIGN AND DIMENSIONS OF THE PRODUCT SHOWN ON THIS DRAWING ARE SUBJECT TO CHANGE WITHOUT NOTICE

TITLE	GFCI COMM.ST B HG TR/WR
-------	----------------------------

TOLERANCES UNLESS OTHERWISE SPECIFIED .xx = ±.01 .xxx = ±.005 ANGLES = ±2°	WIRING DEVICE-KELLEMS HUBBELL INCORPORATED SHELTON, CT	
	DR. BY TFH	APP. BY NB
	TR. BY	SCALE 1:1
	CHK'D BY NB	DATE 9-02-14

GFCI SELF TEST B HOSPITAL GRADE TR/WR

BROWN	IVORY	WHITE	GRAY	BLACK	RED	ALMOND	LT. ALMOND	RATING
GFTWRST82	GFTWRST82I	GFTWRST82W	GFTWRST82GY	GFTWRST82BK	GFTWRST82R	GFTWRST82AL	GFTWRST82LA	15A.125V
GFTWRST15MP	GFTWRST15IMP	GFTWRST15WMP	-	GFTWRST15BKMP	-	-	GFTWRST15LAMP	15A.125V
GFTWRST83	GFTWRST83I	GFTWRST83W	GFTWRST83GY	GFTWRST83BK	GFTWRST83R	GFTWRST83AL	GFTWRST83LA	20A.125V