



Wiremold

WallSource™ Multiple Service Boxes

A Single Wall Box for Multiple Services



Wiremold WallSource Multiple Service Boxes provide power and communications connectivity through a single access point in the wall.

Keeping up with technology advancements is a breeze! By using 5507 Series Faceplates, WallSource Multiple Service Boxes can accommodate a wide range of power, communication, and A/V solutions.

WallSource Boxes quickly mount in walls with standard 16" [406mm] on center studs. Adjustable mounting brackets offer the flexibility to flush mount WallSource Boxes within multiple wall thicknesses.

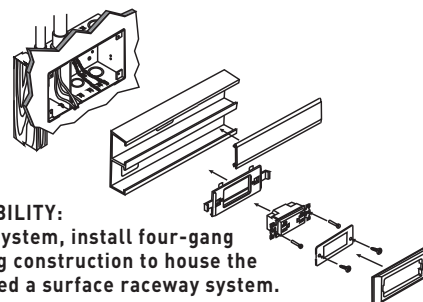
Knockouts located in both the top and bottom of WallSource Boxes provide easy access for a variety of power, communication, and A/V services. Easy-to-install slide-in dividers provide separation for power and communication or A/V wiring.



WallSource box shown with an angled raceway adapter.

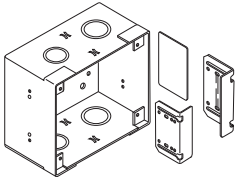
FEATURES & BENEFITS

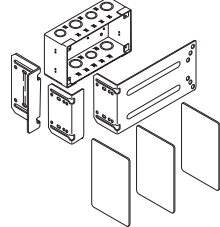
- **Adjustable mounting brackets.** Allow WallSource Boxes to be flush mounted in 1/2", 5/8", 1" and 1 1/4" [12.7mm, 15.9mm, 25mm and 32mm] wall thicknesses. Provide a flush, clean installation every time.
- **Color options.** Device mounting brackets and trim rings are available in white, ivory, black, gray, and light gray to match any decor.
- **Dividers.** Field installed barriers provide shielding to allow communications and power within a single in-wall box.
- **Knockouts.** 1/2", 3/4", 1", and 1 1/2" trade size openings located in both the top and bottom of WallSource Boxes provide multiple service flexibility.
- **System flexibility.** Using the WSA86 Backfeed Kit with the WSA42-2 WallSource Box provides service access for wall-mounted divided raceway systems.
- **5507 Series faceplate compatible.** These aesthetically-pleasing faceplates accept a wide range of power, communication, and A/V solutions
- **Compatible with A/V devices by using 5507 Series Faceplates.**
- **Increased productivity.** Housing power, communication, and A/V services within one aesthetically-pleasing in-wall box eliminates the need for multiple drops and saves installation time.
- **Concealed fiber storage spool.** Holds 18" [457mm] of excess cabling for future expansion.
- **Open architecture device mounting bracket.** WSA00-4 Device Mounting Bracket accommodates a wide range of industry standard electrical and communication devices and faceplates (WSA42-4 Box only).
- **Datacom connectivity options.** Accepts industry standard and proprietary devices from a wide range of manufacturers to provide a seamless and aesthetically pleasing interface for voice, data, audio, and video applications at the point of use.
- **UL Listed.** UL Listed File E2961.

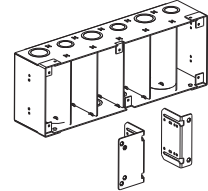


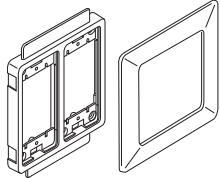
INSTALLATION FLEXIBILITY:
For a flexible wiring system, install four-gang WallSource box during construction to house the wire and cabling to feed a surface raceway system.

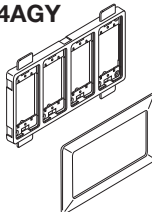
WallSource Multiple Service Box Ordering Information


Catalog No./Item	Description/Specifications																
WSB42-2** 	WallSource Box, Dividers, Mounting Brackets – Slide-in dividers separate the box for power and communication services. Adjustable mounting brackets offer flexibility to flush mount box in 1/2", 5/8", 1", and 1 1/4" [12.7mm, 15.9mm, 25mm, and 32mm] wall thicknesses.																
<table border="1" style="width: 100%; border-collapse: collapse;"> <thead> <tr> <th>Cat. No.</th> <th>L</th> <th>W</th> <th>D</th> <th>Gang</th> <th>Trade Size KOs</th> </tr> </thead> <tbody> <tr> <td>WSB42-2</td> <td>4 3/4" [121mm]</td> <td>5" [127mm]</td> <td>3 1/4" [83mm]</td> <td>2</td> <td>1/2, 3/4, 1</td> </tr> </tbody> </table>	Cat. No.	L	W	D	Gang	Trade Size KOs	WSB42-2	4 3/4" [121mm]	5" [127mm]	3 1/4" [83mm]	2	1/2, 3/4, 1					
Cat. No.	L	W	D	Gang	Trade Size KOs												
WSB42-2	4 3/4" [121mm]	5" [127mm]	3 1/4" [83mm]	2	1/2, 3/4, 1												

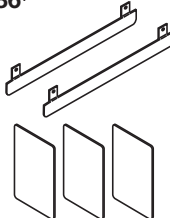
WSA42-4** 	WallSource Box, Dividers, Mounting Brackets – Slide-in dividers separate the box for power and communication services. Adjustable mounting brackets offer flexibility to flush mount box in 1/2", 5/8", 1", and 1 1/4" [12.7mm, 15.9mm, 25mm, and 32mm] wall thicknesses.																
<table border="1" style="width: 100%; border-collapse: collapse;"> <thead> <tr> <th>Cat. No.</th> <th>L</th> <th>W</th> <th>D</th> <th>Gang</th> <th>Trade Size KOs</th> </tr> </thead> <tbody> <tr> <td>WSA42-4</td> <td>9 3/16" [233mm]</td> <td>5" [127mm]</td> <td>3 1/4" [83mm]</td> <td>4</td> <td>1/2, 3/4, 1, 1 1/2</td> </tr> </tbody> </table>	Cat. No.	L	W	D	Gang	Trade Size KOs	WSA42-4	9 3/16" [233mm]	5" [127mm]	3 1/4" [83mm]	4	1/2, 3/4, 1, 1 1/2					
Cat. No.	L	W	D	Gang	Trade Size KOs												
WSA42-4	9 3/16" [233mm]	5" [127mm]	3 1/4" [83mm]	4	1/2, 3/4, 1, 1 1/2												

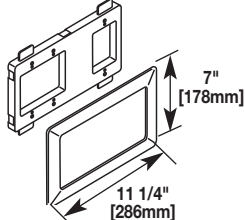
WSC42-6** 	WallSource Box, Dividers, Mounting Brackets – Slide-in dividers separate the box for power and communication services. Adjustable mounting brackets offer flexibility to flush mount box in 1/2", 5/8", 1", and 1 1/4" [12.7mm, 15.9mm, 25mm, and 32mm] wall thicknesses.																
<table border="1" style="width: 100%; border-collapse: collapse;"> <thead> <tr> <th>Cat. No.</th> <th>L</th> <th>W</th> <th>D</th> <th>Gang</th> <th>Trade Size KOs</th> </tr> </thead> <tbody> <tr> <td>WSC42-6</td> <td>13 3/4" [350mm]</td> <td>5" [127mm]</td> <td>3 1/4" [83mm]</td> <td>6</td> <td>1/2, 3/4, 1, 1 1/2</td> </tr> </tbody> </table>	Cat. No.	L	W	D	Gang	Trade Size KOs	WSC42-6	13 3/4" [350mm]	5" [127mm]	3 1/4" [83mm]	6	1/2, 3/4, 1, 1 1/2					
Cat. No.	L	W	D	Gang	Trade Size KOs												
WSC42-6	13 3/4" [350mm]	5" [127mm]	3 1/4" [83mm]	6	1/2, 3/4, 1, 1 1/2												

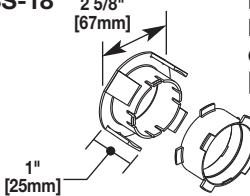
WSB07-2A WSB07-2AWH WSB07-2ABK WSB07-2AG WSB07-2AGY 	Device Mounting Bracket & Trim Ring – Self-leveling bracket accommodates a wide variety of electrical and communications devices. The trim ring hides the holecut to give the box a finished look. For use with: 5507 Series Faceplates, Ortronics® TracJack & Series II Modules, Pass & Seymour Activate Series Inserts and Wiremold Open System Communication Modules.												
<table border="1" style="width: 100%; border-collapse: collapse;"> <thead> <tr> <th>Cat. No.</th> <th>L</th> <th>W</th> <th>Gang</th> </tr> </thead> <tbody> <tr> <td>WSB07-2A*</td> <td>6 13/16" [173mm]</td> <td>7" [177mm]</td> <td>2</td> </tr> </tbody> </table>	Cat. No.	L	W	Gang	WSB07-2A*	6 13/16" [173mm]	7" [177mm]	2					
Cat. No.	L	W	Gang										
WSB07-2A*	6 13/16" [173mm]	7" [177mm]	2										

WSA07-4A WSA07-4AWH WSA07-4ABK WSA07-4AG WSA07-4AGY 	Device Mounting Bracket & Trim Ring – Self-leveling bracket accommodates a wide variety of electrical and communications devices. The trim ring hides the holecut to give the box a finished look. For use with: 5507 Series Faceplates, Ortronics® TracJack & Series II Modules, Pass & Seymour Inserts and Wiremold Open System Communication Modules.										
<table border="1" style="width: 100%; border-collapse: collapse;"> <thead> <tr> <th>Cat. No.</th> <th>L</th> <th>W</th> <th>Gang</th> </tr> </thead> <tbody> <tr> <td>WSA07-4A*</td> <td>11 1/4" [286mm]</td> <td>7" [177mm]</td> <td>4</td> </tr> </tbody> </table>	Cat. No.	L	W	Gang	WSA07-4A*	11 1/4" [286mm]	7" [177mm]	4			
Cat. No.	L	W	Gang								
WSA07-4A*	11 1/4" [286mm]	7" [177mm]	4								

WSC07-6A WSC07-6AWH WSC07-6ABK WSC07-6AG WSC07-6AGY 	Device Mounting Bracket & Trim Ring – Self-leveling bracket accommodates a wide variety of electrical and communications devices. The trim ring hides the holecut to give the box a finished look. For use with: 5507 Series Faceplates, Ortronics® TracJack & Series II Modules, Pass & Seymour Inserts and Wiremold Open System Communication Modules.										
<table border="1" style="width: 100%; border-collapse: collapse;"> <thead> <tr> <th>Cat. No.</th> <th>L</th> <th>W</th> <th>Gang</th> </tr> </thead> <tbody> <tr> <td>WSC07-6A*</td> <td>15 13/16" [402mm]</td> <td>7" [177mm]</td> <td>6</td> </tr> </tbody> </table>	Cat. No.	L	W	Gang	WSC07-6A*	15 13/16" [402mm]	7" [177mm]	6			
Cat. No.	L	W	Gang								
WSC07-6A*	15 13/16" [402mm]	7" [177mm]	6								

WSA86† 	Backfeed Kit – For backfeeding large raceway systems: 4000, 6000, 5400, 5500, and ALA4800 Series Raceways. Use the dividers for UL Listed separation. The backfeed plate completely covers the wall holecut (only needed with 4000 and 6000 Series raceway). Includes both ivory and gray trim pieces.		
---	---	--	--

WSA00-4* WSA00-4WH* WSA00-4BK* WSA00-4G* WSA00-4GY* 	Open Architecture Device Mounting Bracket – Self-leveling bracket accommodates a wide variety of electrical and communications devices. This bracket accommodates a standard single- and dual-gang faceplate. The trim ring hides the holecut and gives the box a finished look.		
--	---	--	--

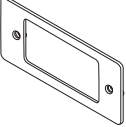
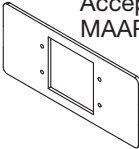
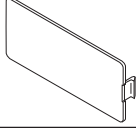
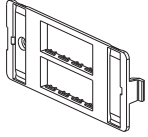
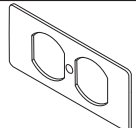
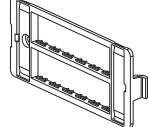
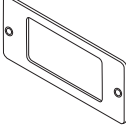
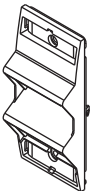
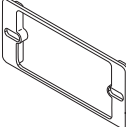
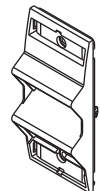
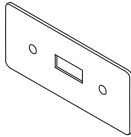
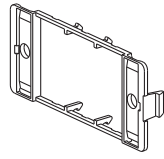
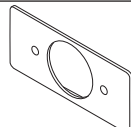
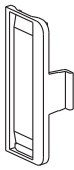
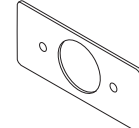
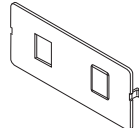
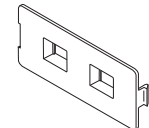
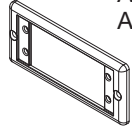
FSS-18 	Fiber Storage Loop – Use this loop to store 18" [457mm] of cable with a controlled 1" [25mm] bend radius.		
---	--	--	--

NOTE: All faceplates have a standard measurement of 4 1/4" x 1 7/8" [108mm x 34mm].

* For use with WSA42-4 only.

** Add "C" suffix for Canadian version.

5507 Series Faceplates

Catalog No./Item	Description/Specifications	Catalog No./Item	Description/Specifications
5507AD*	 Modular Furniture Adapter – Mounts Activate modular furniture bezel and other modular furniture adapters.	5507MAAP 5507MAAP-WH 5507MAAP-G 5507MAAP-FW	 Extron® MAAP Faceplate – Accepts two Extron® Electronics MAAP single space modules. NEW!
5507B*	 Blank Faceplate – Covers unused compartments in the device bracket.	5507-4TJ*	 Ortronics Faceplate – Mounts Ortronics datacom inserts. Accepts four TracJack Devices.
5507D*	 Duplex Faceplate – Covers duplex style devices. Accepts 106 Frame.	5507-6TJ*	 Ortronics Faceplate – Mounts Ortronics datacom inserts. Accepts six TracJack Devices.
5507R*	 Rectangular Faceplate – Covers rectangular style devices.	ARA-S2	 Angled Raceway Adapter – For use with multi-channel raceway device brackets and WallSource device mounting brackets. Angled exit provides additional mounting depth required for A/V connections as well as ensuring the required bend radius for UTP and fiber optic cabling. Holds two Ortronics® Series II modules. Fits 5507 Series Faceplate opening.
5507S*	 Rectangular Spacer – For mounting commercial device plates. Installs between the device bracket and a device.	CM-ARA	 Angled Raceway Adapter – For use with multi-channel raceway device brackets and WallSource device mounting brackets. Angled exit provides additional mounting depth required for A/V connections as well as ensuring the required bend radius for UTP and fiber optic cabling. Holds two CM2 Series modules or two Pass & Seymour® 2A inserts. Fits 5507 Series Faceplate opening.
5507SW*	 Switch Faceplate – Covers standard toggle switches.	CM-EPLA*	 End Plates – Includes two outlet identification labels with clear covers and two matching screw covers. Required for mounting Pass & Seymour Activate and Wiremold CM2 Open System communication modules into 5550 Series device brackets.
5507T1*	 Single Receptacle Faceplate – Covers single receptacles – 1.59" [40mm] diameter.	S2-EPL	 End Plates – Includes two outlet identification labels with clear covers and two matching screw covers. Required for mounting Ortronics Series II modules into 5550 Series device brackets.
5507T2*	 Single Receptacle Faceplate – Covers single receptacles – 1.41" [36mm] diameter.		
5507RJ*	 Dual RJ11/RJ45 Connector Faceplate – Mounts one or two RJ keystone type connectors – has one opening and a KO for the other.		
5507FRJ*	 Flush Dual RJ11/RJ45 Connector Faceplate – Same as 5507RJ except the connectors are recessed to provide a flush installation. NEW!		
5507AAP 5507AAP-WH 5507AAP-G 5507AAP-FW	 Extron® AAP Faceplate – Accepts two Extron® Electronics AAP single space modules.		

NOTE: All faceplates are 4 1/4" long x 1 11/16" wide [108mm x 43mm].

* Available in Ivory finish or add "-WH" suffix for White finish.

DATACOM CONNECTIVITY OPTIONS

Now you have a wide range of options for providing datacom connectivity into Wiremold/Legrand Pathways. They are:

- **Ortronics® TracJack® and Series II Modular Connectivity Solutions**
- **Pass & Seymour Activate™ Modular Inserts**
- **Open System Communication Modules**

Ortronics® Connectivity

TracJack® Individual Jack System

- Front-loading, snap-in design supports future moves adds and changes
- Inserts for voice, data, audio, and video
- Available Category 3, 5e, 6, USOC 6-position, and other media
- Flat or angled 45° exit configurations
- Choice of 13 colors and color matched to Wiremold Systems
- Universal T568A/B wiring format



Series II Front-Loading, Module System

- Module design features easy snap-in front-loading design
- Linear 110 punch down format for easy termination
- Inserts for voice, data, audio, and video
- Available Category 3, 5e, 6, USOC 6-position, and other media
- Available in flat or angled 45° exit configurations
- Color matched to Wiremold Systems




For detailed product selection refer to the Ortronics Catalog or visit www.ortronics.com.

Pass & Seymour Legrand Network Wiring

Activate™ Series Front-Loading Inserts

- Modular inserts for voice, data, audio and video applications
- Front-load, snap-in design
- Color and texture matched to Wiremold Systems
- Available Category 3, 5e, 6, as well as 6-position USOC
- Universal T568A/B wiring format



For detailed product selection refer to the Pass & Seymour Network Wiring Catalog or visit www.passandseymour.com.

Open Connectivity Solutions

Wiremold Open System Communications Modules

- Accommodate a wide range of manufacturers' communications outlets including keystone jacks, as well as proprietary solutions from Avaya (Systimax) and NORDX
- Modules insert into a wide range of Wiremold Systems
- Pre-punched faceplates accept common communication devices



NOTE: For more information on integrating connectivity into Wiremold Cable Management Systems contact the Wiremold Applications Engineering Team or your local Wiremold Sales Representative.



Wiremold

WIREMOLD

U.S. and International:

60 Woodlawn Street • West Hartford, CT 06110
1-800-621-0049 • FAX 860-232-2062 • Outside U.S. 860-233-6251

Canada:

570 Applewood Crescent • Vaughan, Ontario L4K 4B4
1-800-723-5175 • FAX 905-738-9721

ED864R13 - Updated December 2009 - For latest specs visit www.legrand.us/wiremold

