

| PART NUMBER | ENGINEERING NO. | LENGTH |
|-------------|-----------------|--------|
| 1300250197  | DN99A-M010      | 1M     |
| 1300250200  | DN99A-M030      | 3M     |
| 1300250202  | DN99A-M050      | 5M     |

### PART NO. LEGEND (A1)

DN99A-M010

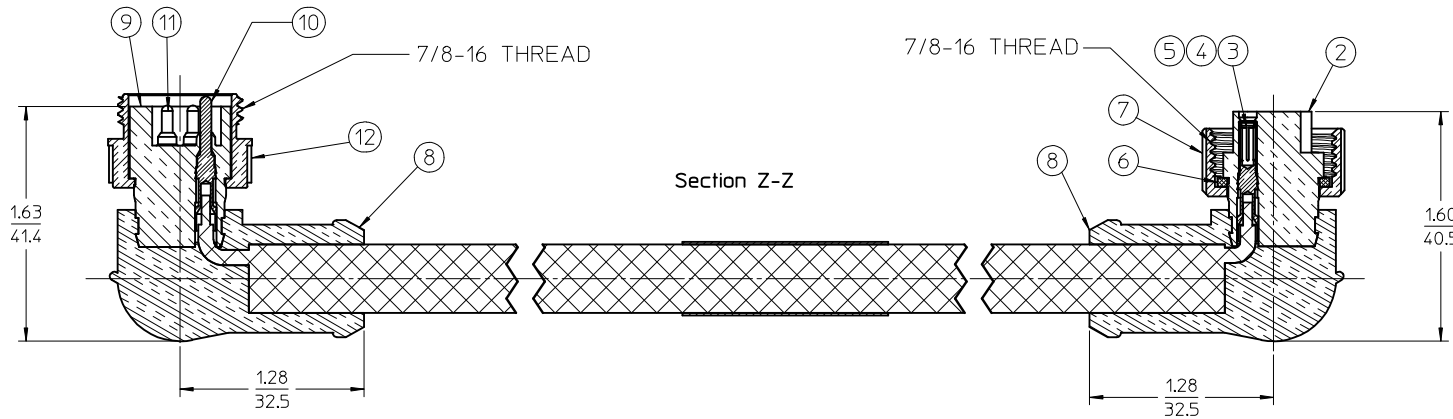
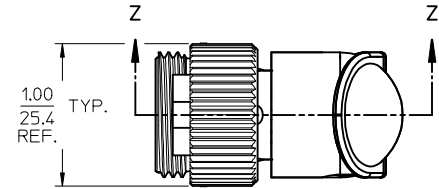
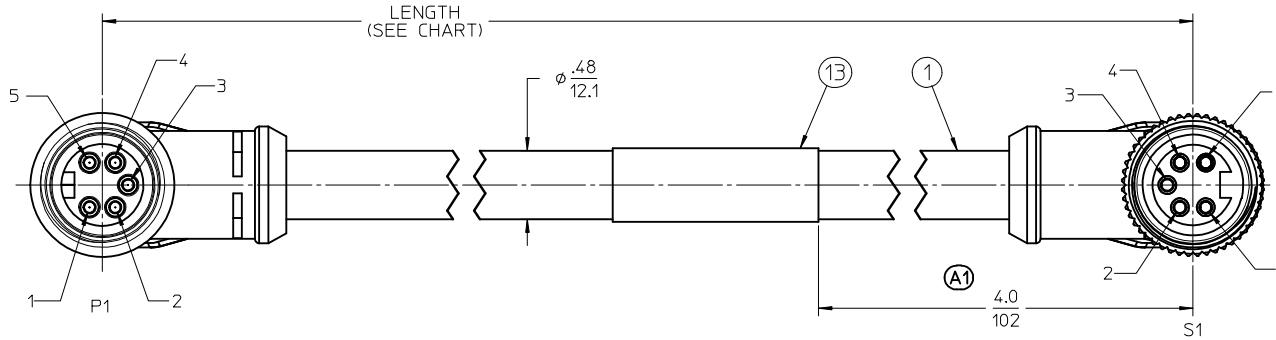
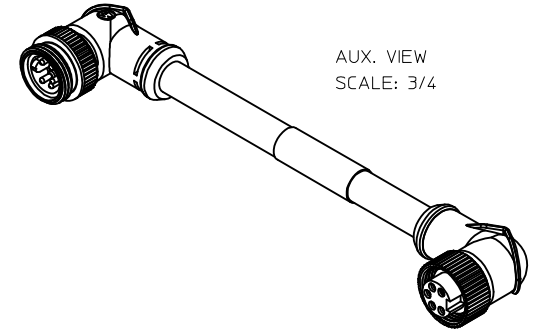
FINISHED LENGTH  
M005= 0.5 METER  
M010= 1 METER  
M100= 10 METERS

(A1)

**CABLE LENGTH TOLERANCES**  
>.3M [1FT]: +19mm-0 [+1.75in-0]  
.3 - .9M [1 - 3FT]: +44.5mm-0 [+1.75in-0]  
.9 - 1.8M [3 - 6FT]: +55.6mm-0 [+2.19in-0]  
1.8 - 3.7M [6 - 12FT]: +88.9mm-0 [+3.50in-0]  
3.7 - 7.3M [12 - 24FT]: +165.1mm-0 [+6.50in-0]  
7.3-14.6M [24 - 48FT]: +317.5mm-0 [+12.50in-0]  
14.6 - 30.5M [48-100FT]: +622.3mm-0 [+24.50in-0]  
OVER 30M [100FT] +2% OF FINISHED LENGTH

(A1)

- NOTES:
1. MATERIAL: AS NOTED
  2. FINISHES: AS NOTED
  3. ELECTRICAL SPECIFICATIONS  
VOLTAGE RATING: 300V PER IEC60664  
300V PER UL2238  
CURRENT RATING: 4 AMPS
  4. PROTECTION: IP67 (WHEN MATED)
  5. TEMP RANGE: -20°C TO +80°C
  6. UL RECOGNIZED FILE: E152210  
CSA CERTIFICATION FILE: LR6837
  7. DIMS SHOWN ARE FOR REFERENCE UNLESS NOTED OTHERWISE



| P1 |             | S2 |
|----|-------------|----|
| 1  | DRAIN       | 1  |
| 2  | RED +V      | 2  |
| 3  | BLACK -V    | 3  |
| 4  | WHITE CAN H | 4  |
| 5  | BLUE CAN L  | 5  |

WIRING DIAGRAM

| ITEM | DESCRIPTION                       | MATERIAL      | FINISH       |
|------|-----------------------------------|---------------|--------------|
| 13   | LABEL                             | VINYL         | BLACK/YELLOW |
| 12   | COUPLING NUT, MALE                | ZINC DIE CAST | BLACK        |
| 11   | CONTACT PIN, 18 AWG               | BRASS         | GOLD PLATED  |
| 10   | CONTACT PIN, 16 AWG               | BRASS         | GOLD PLATED  |
| 9    | INSERT, MALE, 5 POLE              | PVC           | GRAY         |
| 8    | OVERMOLD, 90 DEG                  | PVC           | GRAY         |
| 7    | COUPLING NUT, FEMALE              | ZINC DIE CAST | BLACK        |
| 6    | FRICTION RING                     | NYLON         | WHITE        |
| 5    | SOCKET SLEEVE                     | ST. STEEL     |              |
| 4    | CONTACT SOCKET, 18 AWG            | BRASS         | GOLD PLATED  |
| 3    | CONTACT SOCKET, 16 AWG            | BRASS         | GOLD PLATED  |
| 2    | INSERT, FEMALE, 5 POLE            | PVC           | GRAY         |
| 1    | CABLE, DEV-NET, TRUNK, 18/2, 15/2 | PVC JACKET    | GRAY         |

|  |                               |                               |                              |
|--|-------------------------------|-------------------------------|------------------------------|
| REV'D IEC VOLTS NOTES<br>ADD PN LEG & LENGTH TOLS<br>EC NO: IPG2017-1047 | 2017/05/10<br>DRAWN: R. STONE | 2017/06/15<br>CHKD: CHKDK COX | 2017/06/15<br>APPR: BWOODMAN |
| DESCRIPTION  |                               |                               |                              |
| QUALITY SYMBOLS  |                               |                               |                              |
| ▽=0  |                               |                               |                              |
| ▽=0  |                               |                               |                              |
| A1   |                               |                               |                              |

| GENERAL TOLERANCES (UNLESS SPECIFIED) |      |
|---------------------------------------|------|
| mm                                    | INCH |
| 4 PLACES ± --- ± ---                  |      |
| 3 PLACES ± --- ± ---                  |      |
| 2 PLACES ± --- ± ---                  |      |
| 1 PLACE ± --- ± ---                   |      |
| ANGULAR ± ---°                        |      |

DRAFT WHERE APPLICABLE  
MUST REMAIN WITHIN DIMENSIONS

| DIMENSION STYLE |            |
|-----------------|------------|
| IN/MM           |            |
| DRAWN BY        | DATE       |
| R. STONE        | 2009/05/08 |
| CHECKED BY      | DATE       |
| B. WOODMAN      | 2009/05/08 |
| APPROVED BY     | DATE       |
| J. MURPHY       | 2009/05/14 |
| MATERIAL NO.    |            |
| SEE CHART       |            |
| SIZE            |            |
| C               |            |

| SCALE  | DESIGN UNITS | THIRD ANGLE PROJECTION |
|--|--------------|------------------------|
| 1.5:1  | INCH         |                        |
| TITLE  |              |                        |
| MINI-CHANGE, CORD ASSY<br>M/F 90/90 DEVICE NET |              |                        |
| MATERIAL NO.                                   |              |                        |
| SEE CHART                                      |              |                        |
| DOCUMENT NO.                                   |              |                        |
| SD-130025-003                                  |              |                        |
| SHEET NO.                                      |              | 1 OF 1                 |

THIS DRAWING CONTAINS INFORMATION THAT IS PROPRIETARY TO MOLEX INCORPORATED AND SHOULD NOT BE USED WITHOUT WRITTEN PERMISSION

| PART NUMBER | ENGINEERING NO. | LENGTH |
|-------------|-----------------|--------|
| 1300250197  | DN99A-M010      | 1M     |
| 1300250200  | DN99A-M030      | 3M     |
| 1300250202  | DN99A-M050      | 5M     |

### PART NO. LEGEND (A1)

DN99A-M010

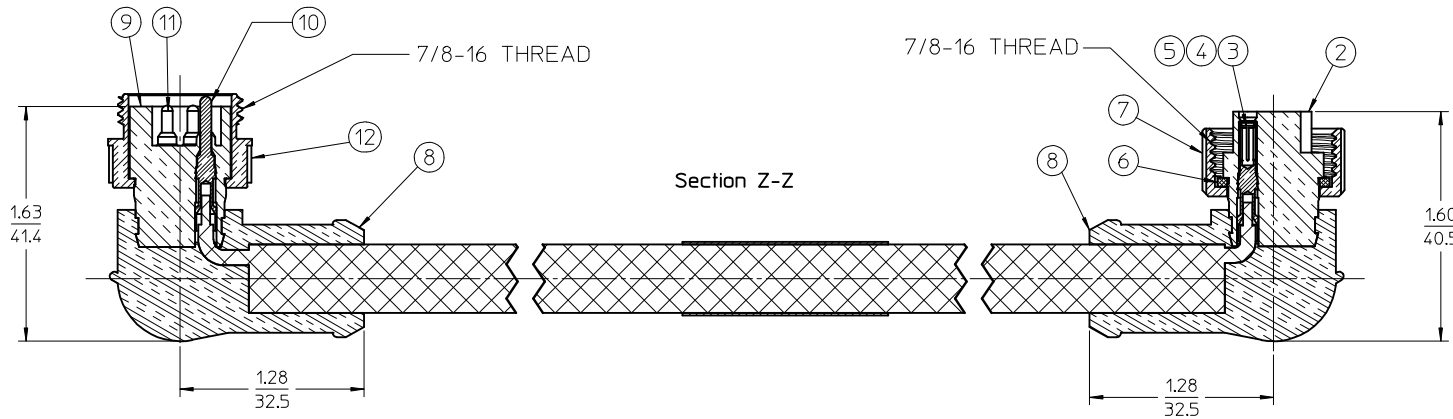
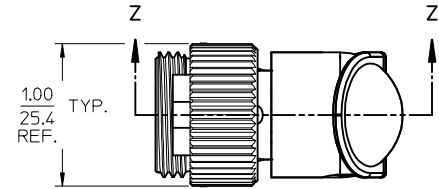
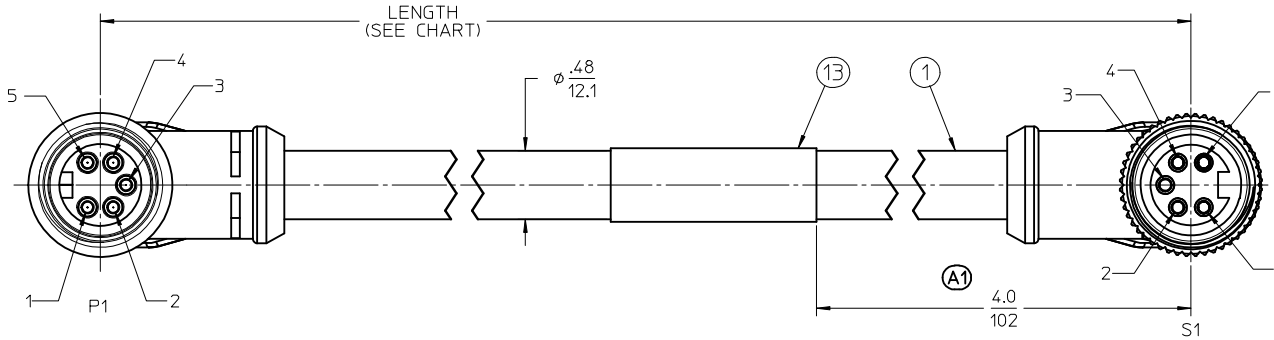
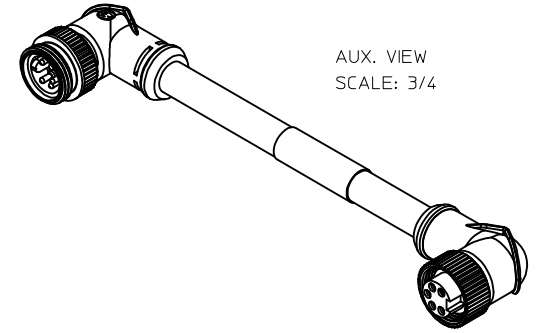
FINISHED LENGTH  
M005= 0.5 METER  
M010= 1 METER  
M100= 10 METERS

(A1)

CABLE LENGTH TOLERANCES  
>.3M [1FT]: +19mm-0 [+1.75in-0]  
.3 - .9M [1 - 3FT]: +44.5mm-0 [+1.75in-0]  
.9 - 1.8M [3 - 6FT]: +55.6mm-0 [+2.19in-0]  
1.8 - 3.7M [6 - 12FT]: +88.9mm-0 [+3.50in-0]  
3.7 - 7.3M [12 - 24FT]: +165.1mm-0 [+6.50in-0]  
7.3-14.6M [24 - 48FT]: +317.5mm-0 [+12.50in-0]  
14.6 - 30.5M [48-100FT]: +622.3mm-0 [+24.50in-0]  
OVER 30M [100FT] +2% OF FINISHED LENGTH

(A1)

- NOTES:
1. MATERIAL: AS NOTED
  2. FINISHES: AS NOTED
  3. ELECTRICAL SPECIFICATIONS  
VOLTAGE RATING: 300V PER IEC60664  
300V PER UL2238  
CURRENT RATING: 4 AMPS
  4. PROTECTION: IP67 (WHEN MATED)
  5. TEMP RANGE: -20°C TO +80°C
  6. UL RECOGNIZED FILE: E152210  
CSA CERTIFICATION FILE: LR6837
  7. DIMS SHOWN ARE FOR REFERENCE  
UNLESS NOTED OTHERWISE



| P1 |             | S2 |
|----|-------------|----|
| 1  | DRAIN       | 1  |
| 2  | RED +V      | 2  |
| 3  | BLACK -V    | 3  |
| 4  | WHITE CAN H | 4  |
| 5  | BLUE CAN L  | 5  |

WIRING DIAGRAM

| ITEM | DESCRIPTION                       | MATERIAL      | FINISH       |
|------|-----------------------------------|---------------|--------------|
| 13   | LABEL                             | VINYL         | BLACK/YELLOW |
| 12   | COUPLING NUT, MALE                | ZINC DIE CAST | BLACK        |
| 11   | CONTACT PIN, 18 AWG               | BRASS         | GOLD PLATED  |
| 10   | CONTACT PIN, 16 AWG               | BRASS         | GOLD PLATED  |
| 9    | INSERT, MALE, 5 POLE              | PVC           | GRAY         |
| 8    | OVERMOLD, 90 DEG                  | PVC           | GRAY         |
| 7    | COUPLING NUT, FEMALE              | ZINC DIE CAST | BLACK        |
| 6    | FRICITION RING                    | NYLON         | WHITE        |
| 5    | SOCKET SLEEVE                     | ST. STEEL     |              |
| 4    | CONTACT SOCKET, 18 AWG            | BRASS         | GOLD PLATED  |
| 3    | CONTACT SOCKET, 16 AWG            | BRASS         | GOLD PLATED  |
| 2    | INSERT, FEMALE, 5 POLE            | PVC           | GRAY         |
| 1    | CABLE, DEV-NET, TRUNK, 18/2, 15/2 | PVC JACKET    | GRAY         |

|  |                               |                                |                              |
|--|-------------------------------|--------------------------------|------------------------------|
| REV'D IEC VOLTS NOTES<br>ADD PN LEG & LENGTH TOLS<br>EC NO: IPG2017-1047 | 2017/05/10<br>DRAWN: R. STONE | 2017/06/15<br>CHKD: CHIKDK COX | 2017/06/15<br>APPR: BWOODMAN |
| DESCRIPTION  |                               |                                |                              |
| QUALITY SYMBOLS  |                               |                                |                              |
| ▽=0  |                               |                                |                              |
| ▽=0  |                               |                                |                              |
| A1   |                               |                                |                              |

| GENERAL TOLERANCES (UNLESS SPECIFIED) |      |
|---------------------------------------|------|
| mm                                    | INCH |
| 4 PLACES ± --- ± ---                  |      |
| 3 PLACES ± --- ± ---                  |      |
| 2 PLACES ± --- ± ---                  |      |
| 1 PLACE ± --- ± ---                   |      |
| ANGULAR ± ---°                        |      |

DRAFT WHERE APPLICABLE  
MUST REMAIN WITHIN DIMENSIONS

| DIMENSION STYLE |            |
|-----------------|------------|
| IN/MM           |            |
| DRAWN BY        | DATE       |
| R. STONE        | 2009/05/08 |
| CHECKED BY      | DATE       |
| B. WOODMAN      | 2009/05/08 |
| APPROVED BY     | DATE       |
| J. MURPHY       | 2009/05/14 |
| MATERIAL NO.    |            |
| SEE CHART       |            |
| SIZE            |            |
| C               |            |

| SCALE  | DESIGN UNITS | THIRD ANGLE PROJECTION |
|--|--------------|------------------------|
| 1.5:1  | INCH         |                        |
| TITLE  |              |                        |
| MINI-CHANGE, CORD ASSY<br>M/F 90/90 DEVICE NET |              |                        |
| MATERIAL NO.                                   |              |                        |
| SEE CHART                                      |              |                        |
| DOCUMENT NO.                                   |              |                        |
| SD-130025-003                                  |              |                        |
| SHEET NO.                                      |              |                        |
| 1 OF 1   |              |                        |

THIS DRAWING CONTAINS INFORMATION THAT IS PROPRIETARY TO MOLEX INCORPORATED AND SHOULD NOT BE USED WITHOUT WRITTEN PERMISSION